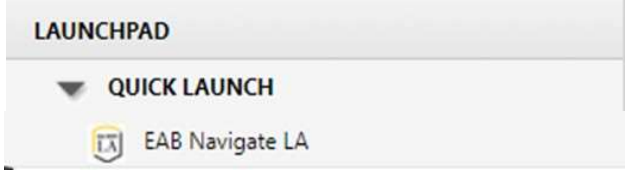


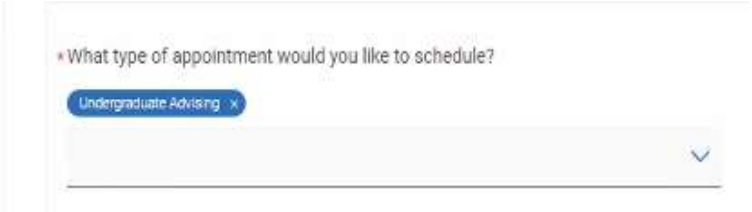








Requesting a Drop-In Appointment & Virtual Check-In thru EAB Navigate LA

Log in using your myCalstateLA credentials	
<p>On the left side of your myCalstateLA portal</p> <p>Under your LAUNCHPAD options, Click on EAB Navigate LA. This will direct you to your student Navigate LA home page.</p>	
<p>On the right side of your student home page</p> <p>Click the Get Assistance button to make an advising Appointment.</p>	
<p>Click on View Drop-In Times to the right of your screen.</p>	
<p>What type of appointment would you like to schedule?</p> <p>Select Undergraduate Advising from the drop-down menu.</p>	
<p>What type of service do you need?</p> <p>Select General Advising and Degree Planning from the drop-down menu.</p>	
<p>Click on Find Available Time</p>	



Requesting a Drop-In Appointment & Virtual Check-In thru EAB Navigate LA

<p>Pick a location for your Appointment:</p> <p>Select Virtual College of Engineering, Computer Science, and Technology Advising Center from the listing.</p>	
<p>Click on Check-in with first available</p>	
<p>You are all set!</p> <p>You have successfully Checked -In.</p> <p>Check your Cal State LA email for the zoom link from an ECST Advisor.</p>	