



Updated 11/10/2022

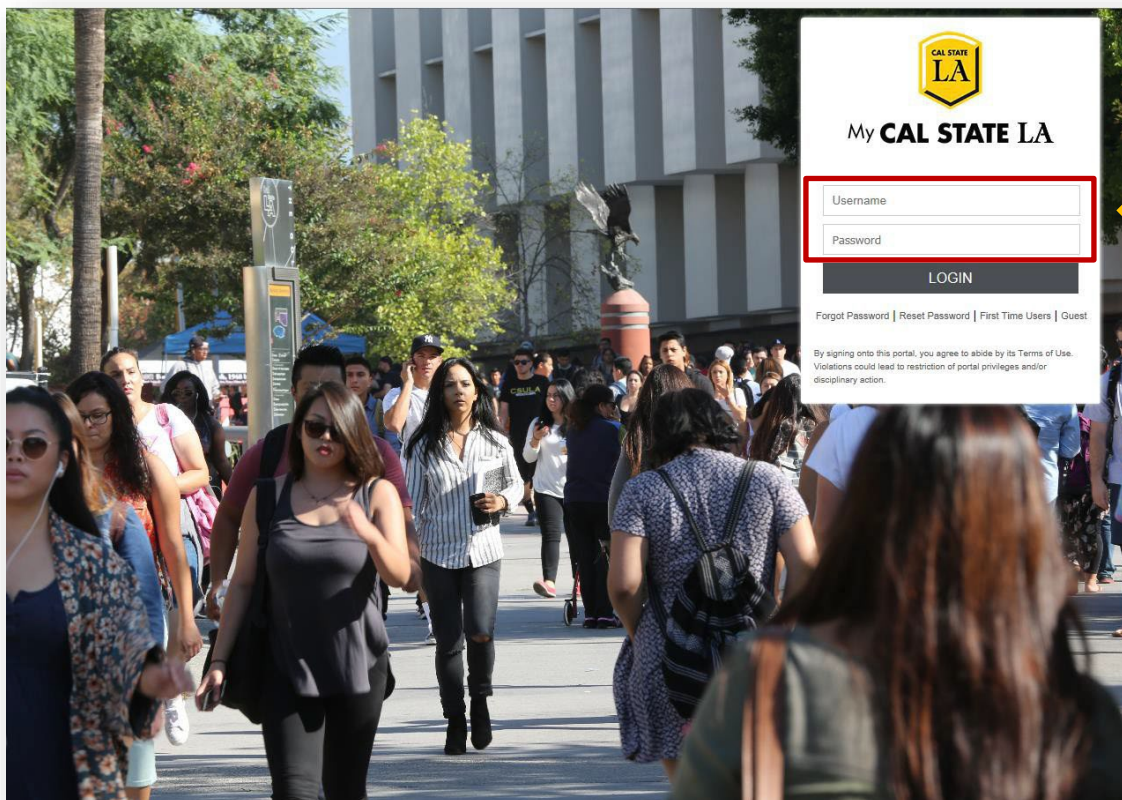
Use the following instructions to complete the online portion of the Honors College application.

MyCalStateLA Account

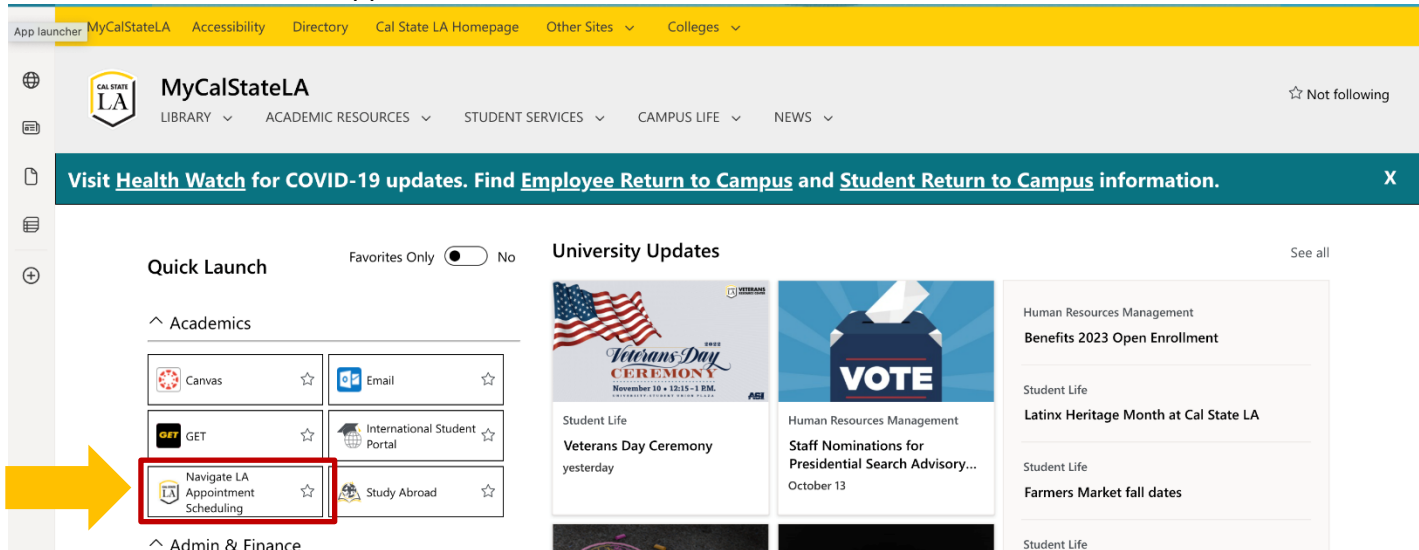
- When you receive your CIN and PIN, you will be able to activate your **MyCalStateLA** account.
- Please watch the video below for instructions on how to activate your **MyCalStateLA** account:
<https://sql.calstatela.edu/mycsula/trainingvideos/loadvideo.asp?v=activate>.

Logging Into GET

1. Once you have created your **MyCalStateLA** identity and your account is setup, go to:
<https://cas1.calstatela.edu/cas/login?service=https://my.calstatela.edu/paf/authorize>
Use the username given to you, and the password you created during the **MyCalStateLA** account setup to log in.



2. Click on the GET app tile below.

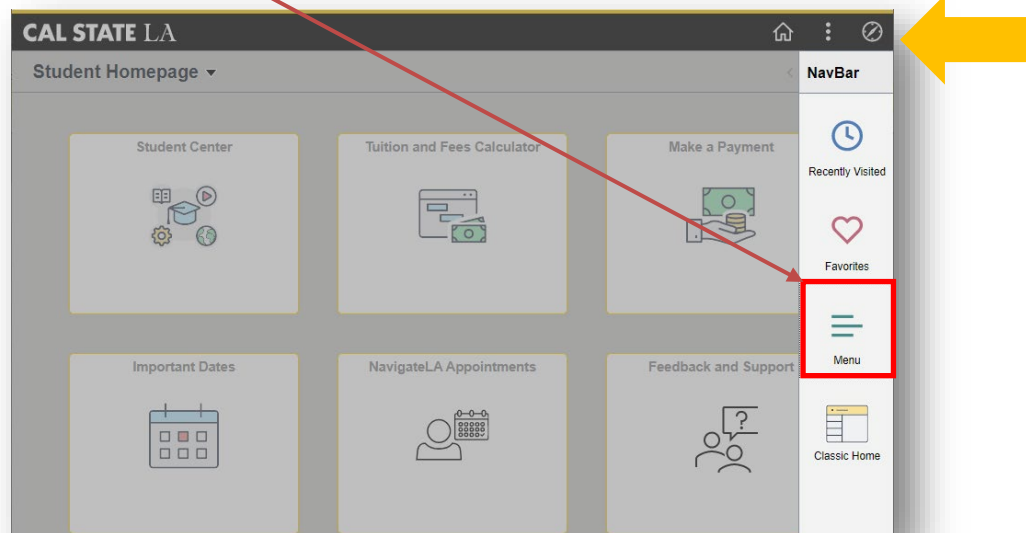


The screenshot shows the MyCalStateLA homepage. At the top is a yellow navigation bar with links like 'App launcher', 'MyCalStateLA', 'Accessibility', 'Directory', 'Cal State LA Homepage', 'Other Sites', and 'Colleges'. Below this is a grey header with the 'CAL STATE LA' logo and 'MyCalStateLA' text, followed by a menu: 'LIBRARY', 'ACADEMIC RESOURCES', 'STUDENT SERVICES', 'CAMPUS LIFE', and 'NEWS'. A teal banner below the header contains COVID-19 updates. The main content area has a 'Quick Launch' section with a 'Favorites Only' toggle. Under 'Academics', there are tiles for 'Canvas', 'Email', 'GET' (highlighted with a yellow arrow), 'International Student Portal', 'Navigate LA Appointment Scheduling' (highlighted with a red box), and 'Study Abroad'. To the right is a 'University Updates' section with various news items.

3. After clicking the GET app tile you will be redirected to the screen below.

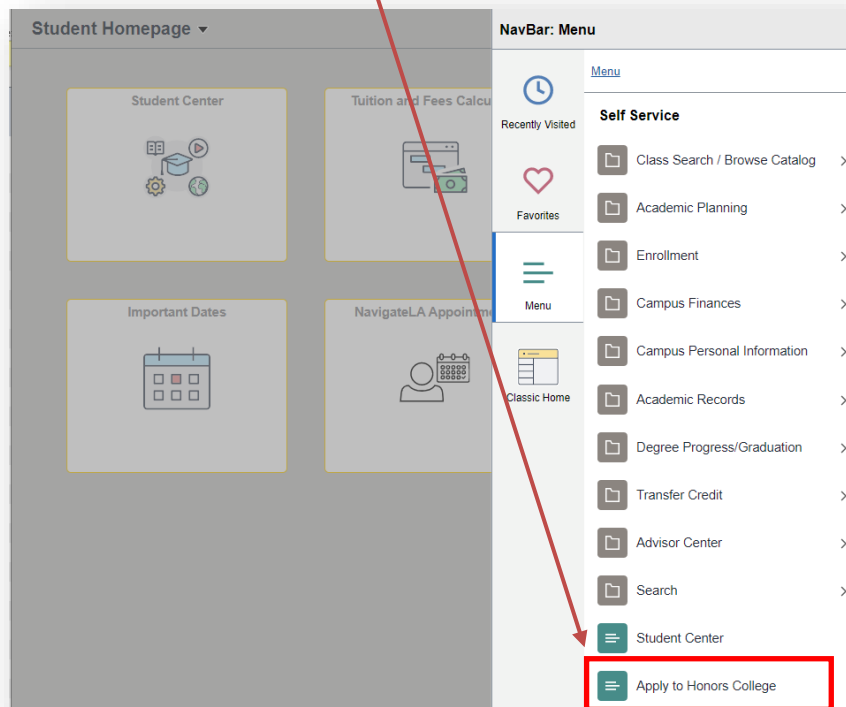
4. Click on the compass on the top right to expand the navigation bar.

5. Select "Menu".



The screenshot shows the 'Student Homepage' of CAL STATE LA. The main area contains six large tiles: 'Student Center', 'Tuition and Fees Calculator', 'Make a Payment', 'Important Dates', 'NavigateLA Appointments', and 'Feedback and Support'. On the right side, there is a 'NavBar' section. A yellow arrow points to the 'Menu' option, which is highlighted with a red box. Other options in the NavBar include 'Recently Visited', 'Favorites', and 'Classic Home'.

6. Please click on the “Apply to Honors College” link located within the Self-Service menu folder.





7. The initial Honors College Application page will contain important information about the program. Please read through and follow the instructions to ensure that you complete the Honors College application process in its entirety.

ABOUT THE HONORS COLLEGE APPLICATION PROCESS

We encourage you to apply to the Cal State LA Honors College. Benefits of joining the Cal State LA Honors College include being part of a supportive Honors learning community, dedicated study and social spaces, small interactive classes, Honors College scholarship opportunities, priority registration, recognition at graduation, individualized advising with an emphasis on career development and graduate school, and access to the broad range of Cal State LA undergraduate research and other creative academic opportunities.

The Cal State LA Honors College is for motivated students who are interested in actively participating in our intellectual, social, and community engagement programs. Students can enter the Cal State LA Honors College as first-year, transfers or as continuing juniors. Selection will be based on a comprehensive review of application materials, including written essays, letters of recommendation, and GPA. New students must also be admitted to the University.

INCOMING FRESHMEN REQUIREMENTS

We recommend that first-time freshmen applicants have a cumulative, weighted high school GPA of 3.5 or higher.

INCOMING UPPER-DIVISION TRANSFER REQUIREMENTS

We recommend that incoming Junior transfers have a cumulative GPA of 3.5 or higher in their college coursework.

CONTINUING STUDENT REQUIREMENTS

Continuing Cal State LA students may also apply to the Honors College provided they have attained a minimum GPA of 3.5 or higher in their college coursework.

*Important note for all groups: Meeting these minimum requirements does not guarantee admission to the Honors College.

APPLYING TO THE HONORS COLLEGE INVOLVES A THREE-STEP PROCESS:

1. Apply to Cal State LA through Cal State Apply: www2.calstate.edu/apply. (You have completed this step and are now ready for step # 2).
2. Fill out this online Honors College application
3. After submitting your application, you will receive a confirmation email with more information about how to submit your transcripts.

8. Once you have read through the Honors College application instructions, click on the “Apply to the Honors College” link at the bottom of the page to begin the application.

For priority consideration for admissions and scholarships, supplemental documents (unofficial transcripts) should be submitted by the dates below:

- * First-Time Freshmen - January 31
- * Transfer and Continuing Cal State LA Students - February 28

[Apply to the Honors College](#)



9. Below are several images displaying the Honors College Application page. The page will include self-reported information from the CSU Mentor system. Scroll down to complete the online application. You will have the opportunity to save your application before submitting.

Honors College Application

Application Status

Appl Status: New Application	Term: Fall 23
-------------------------------------	----------------------

Name:

Birthdate:

Address:

City:

Telephone:

Univ Email:

Other Email:

Major:

Gender:

State:

Ethnicity:

CIN:

Zip:

High School & Colleges Attended

High School 1:	College 1:
High School 2:	College 2:
High School 3:	College 3:
High School GPA:	College GPA:

The major displayed above reflects information from your most recent Cal State Apply application. If you are a continuing Cal State LA student, and your current major differs from above, no action is necessary - your current major will be reported correctly to the Honors College.

To update any of your personal information (address, phone, etc.), navigate to the 'Campus Personal Information' link in GET and make any desired changes.



Please fill out the application below (for undergraduates only).

* I am applying for: (check one of the following)

- ☐ First Time Freshman entry to the Honors College
- ☐ First Time Transfer entry to the Honors College
- ☐ Continuing student (currently a student at Cal State LA) entry to the Honors College

* I found out about the Honors College through: (check all checkboxes that apply)

- ☐ A friend or family member
- ☐ An Honors College Email
- ☐ An Honors College Presentation
- ☐ An Internet Search
- ☐ My School Counselor
- ☐ Other

If Other, please specify:

* Are you interested in on-campus housing and residential life opportunities connected with Honors College?

Yes ☐ No ☒

Instructions: In this application, you will answer a total of three (3) questions. Using your best writing skills, please respond to each question with a brief essay of approximately 200 words each (1700 characters max each).

1. What would you like the Honors College to know about you? For example, you may wish to think about one or more of the following: your values, aspirations, strengths, hobbies, passions, achievement.

2. Please respond to one (1) of the following essay questions;

I. Why are you pursuing a university education?

II. Discuss something you learned from a challenge you faced during the past two years.

3. Please respond to one (1) of the following essay questions;

I. Cal State LA values community engagement. Tell us about a time you were involved in your community. What did you learn about your community and about yourself?

II. What is one big problem you would like to address as a future leader? Why?

III. What have you done or what would you like to do to advance social justice?

Please complete the following section if you would like to be considered for special scholarships connected with the Honors College. This section is **OPTIONAL**.

1. Are you interested in Financial Aid?

Yes ☐ No ☐

If Yes, have you filed your FAFSA / Dream Act Application?

Yes ☐ No ☐

3. Would you like to be considered for an Honors College Scholarship? (See the Honors College webpage for more information about Honors College Scholarships).

Yes ☐ No ☐ [Honors College Scholarships](#)

10. At the end of the application, you have the option to **SAVE** your application (and return later to complete) or **SUBMIT** when completed. To save your application without submitting, please click on the “Save” button. You will be able to work on the application later. Once you are ready to submit your application, select the checkbox and click on the “Submit” button. The application status will change from “New Application” to “Submitted”.

Saving and submitting your application.

To save your application, click the Save button.

To submit your application to the Honors College, check the box, then click the Submit button. By checking this box, you agree to allow the records and information you provided to Cal State LA to be released to the Honors College. Once submitted, you will not be able to make any changes to your application.

☐

Application Status

Appl Status: New Application

Term: Fall 23

[Go to Honors College Intro](#)

11. Upload your **transcript**, you can find more information by visiting this website which includes the official transcripts, which may be found at this website: <https://www.calstatela.edu/honorscollege/application-process>

Thank you for your interest in
the Honors College at Cal
State LA!