

Creating Virtuous Data Cycles from Faculty Data

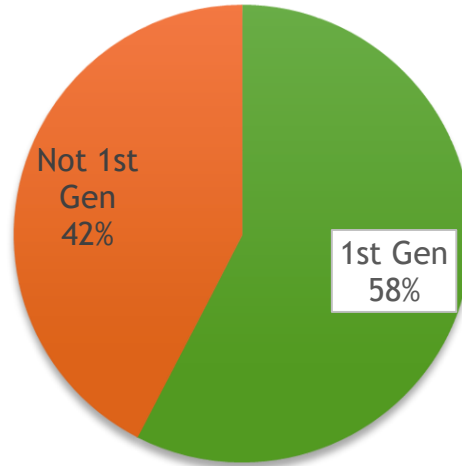
Alan Yu

Institutional Effectiveness

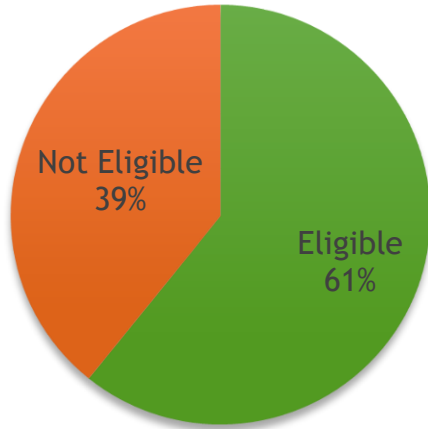
California State University, Los Angeles



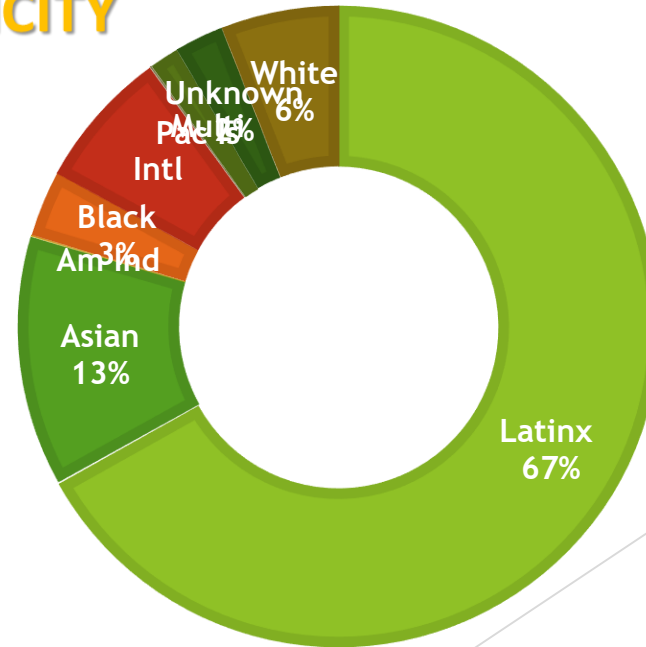
1st Generation



Pell Eligibility



ETHNICITY



Principles

- Focus on what is important
 - Data that stakeholders are using to make decisions.
 - Be effective learn to say no.
- Centralization of information
- Gaining users
- Aggregation

Focus

Faculty Workload Assignment

TERM	NAME	EMPLID	GET INSTR TYPE	DESCRIPTION	SUBJECT	CATALOG_NBR	CLASS_SECTION	ASSIGN_TYPE	ENRL_TOT	WORK UNITS	FTE%
Fall 19	Abachi,S	0190	LECT	Total					148	12.6	84.0
				ELECTRICITY & MAGNETISM I	PHYS	4261	01	INSTRUCTION	11	3.0	20.0
				GEN PHYSICS II: ELCTRO & CRCTS	PHYS	2200	06	INSTRUCTION	18	1.3	8.7
							09	INSTRUCTION	14	1.3	8.7
				PHYSICS FOR 21ST CENTURY	PHYS	1560	03	INSTRUCTION	51	2.0	13.3
							04	INSTRUCTION	44	2.0	13.3
				QUANTUM MECHANICS	PHYS	5321	01	INSTRUCTION	10	3.0	20.0
	Abbasi,M	3000	LECT	Total					291	13.1	87.3
				ETHNIC IDENTITY	CHDV	2250	03	INSTRUCTION	45	3.0	20.0
				INFANT DEVELOPMENT	CHDV	2100	01	INSTRUCTION	38	2.0	13.3
							02	INSTRUCTION	38	1.3	8.7
							03	INSTRUCTION	44	2.0	13.3
							04	INSTRUCTION	44	1.3	8.7
				TECHN FOR THE STUDY OF CHILDRE	CHDV	2000	03	INSTRUCTION	41	2.0	13.3
							04	INSTRUCTION	41	1.5	10.0
	Abbott,Rt	2000	PROF	Total					53	15.0	100.0

COLLEGE

- (All)
- N/A
- Arts & Letters
- Business & Economics
- Charter College of Ed
- CSULA
- Eng., Com. Sci & Tech
- Extended Ed.
- Health & Human Ser...
- HNR
- Natural & Social Scie...
- University

PRIMARY DEPT

(All) ▾

SUBJECT

(All) ▾

GET INSTR TYPE

(All) ▾

ASSIGN_TYPE

(All) ▾

COMBINED

(All) ▾

NAME

(All) ▾

EMPLID








(All) ▾

TERM

Fall 19 ▾

Data is updated daily overnight, any changes today will be reflected tomorrow.

Centralization

Name	Date modified	Type
 1 APDB Summary Reports	10/24/2019 10:54 ...	File folder
 2 APDB Detail Reports	9/23/2019 10:53 AM	File folder
 3 APDB Guide	10/24/2019 9:02 AM	File folder
 4 APDB Data Dictionary	10/16/2019 2:18 PM	File folder
 APDB Calendar	10/28/2019 1:01 PM	File folder
 APDB Instructor Type	4/4/2019 8:00 PM	File folder
 APDB Tarzan Drive Request Form	7/9/2019 11:10 AM	File folder

Users

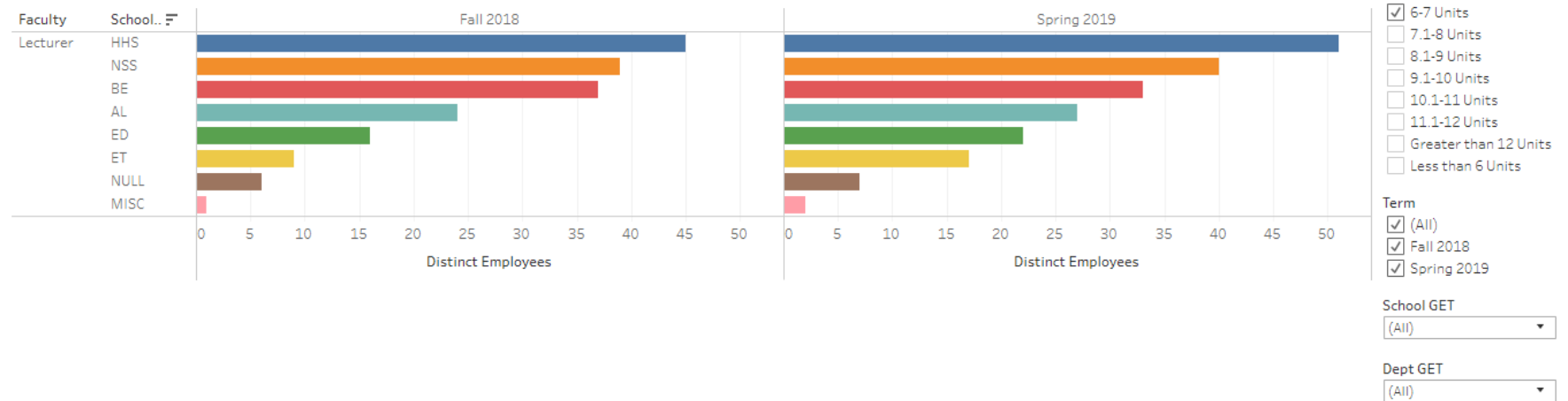
- Training/Communication
- Dashboard Design
- Building specific tools for stakeholders to improve usage and buy in.

Aggregation

Faculty Assignment and Workload Units

TERM	COLLEGE	PRIMARY DEPT	INSTRUCTION		11 EXCESS ENROLL		IAF ADMIN		OSF OTHER		14 OVERLOAD	
			AVG.	WORK UNITS	AVG.	WORK UNITS	AVG.	WORK UNITS	AVG.	WORK UNITS	AVG.	WORK UNITS
Fall 19	Arts & Letters	ALD	10.00	30.0								
		ART	7.55	438.0	1.88	7.5	7.50	15.0	3.00	6.0	1.77	8.8
		COMS	9.84	501.9	2.36	16.5	9.00	18.0			2.25	4.5
		ENGL	10.00	690.2	1.50	9.0	9.00	18.0	15.00	30.0	1.10	2.2
		LBS	9.68	213.0			12.00	12.0				
		MLL	8.84	229.8			6.25	12.5	15.00	15.0	1.17	3.5
		MUS	5.69	284.6	3.00	18.0	6.00	12.0				
		PHIL	10.71	171.3	2.50	7.5	6.00	12.0				
		TA	6.84	171.0	1.27	3.8	9.50	9.5			0.90	1.8
		TVF	7.30	255.4	1.58	14.3	7.00	21.0			2.00	4.0
	Total		8.41	2,985.3	2.01	76.6	7.65	130.0	10.20	51.0	1.55	24.8
Business	ACCT		9.22	267.5	1.50	4.5	12.00	12.0	2.96	29.6		

Faculty Total WTU by Term (Chart)



Results

- Over 1500 visits to our Faculty Workload dashboard in a year since inception.
- Custom dashboard for planning, budgets, tracking workload, and business functions.
- Higher engagement, insight, and data quality.
- Empower users to engage and spread best practice