



Cal State L.A.

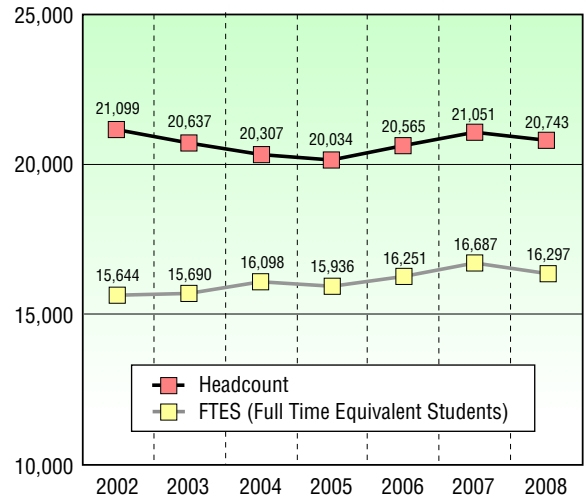
December 2008
45
Fall 2008
FACTS



Provided by the Offices of Institutional Effectiveness and Public Affairs

For additional information, call (323) 343-2730 or go to www.calstatela.edu/institutionalEffectiveness

**Headcount + FTES:
Fall 2002-2008**



Headcount by Study Load

UNDERGRADUATE

Full time: (12.0 or more units).....	11,691
Part time: (6.1 to 11.9 units)	2,462
Limited: (0.1 to 6.0 units)	1,435
Total:	15,588

GRADUATE/POSTBACCALAUREATE

Full time: (9.0 or more units).....	2,295
Part time: (6.1 to 8.9 units)	1,390
Limited: (0.1 to 6.0 units)	1,470
Total:	5,155

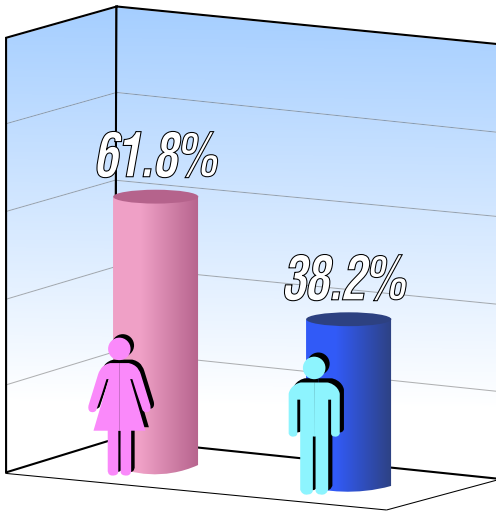
- The average study load is 12.2 units for undergraduates, 8.9 for graduates/postbaccalaureates, and 11.4 overall.

Average Age

The average age* of undergraduates is 24.4, while that of graduates and post baccalaureates is 32.4. The average for the combined group is 26.4.

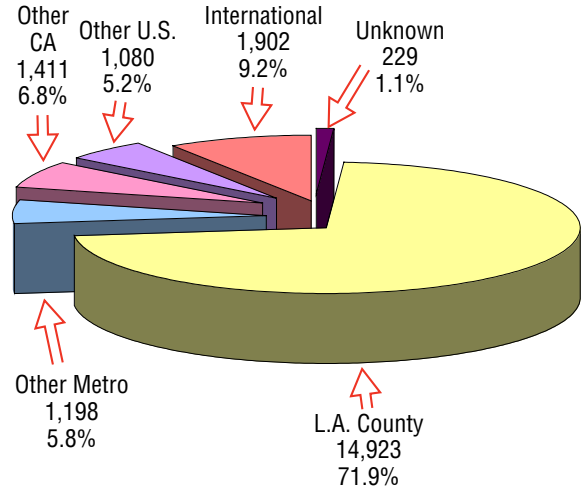
*As of October 15, 2008.

Headcount by Gender

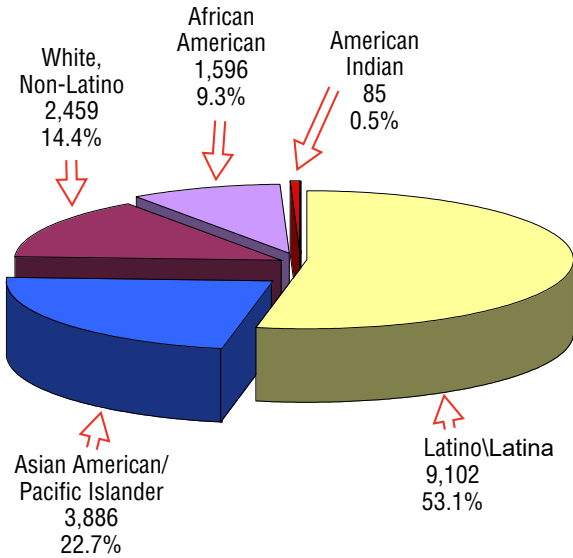


Females.....12,811
Males.....7,932

Headcount by Geographic Area

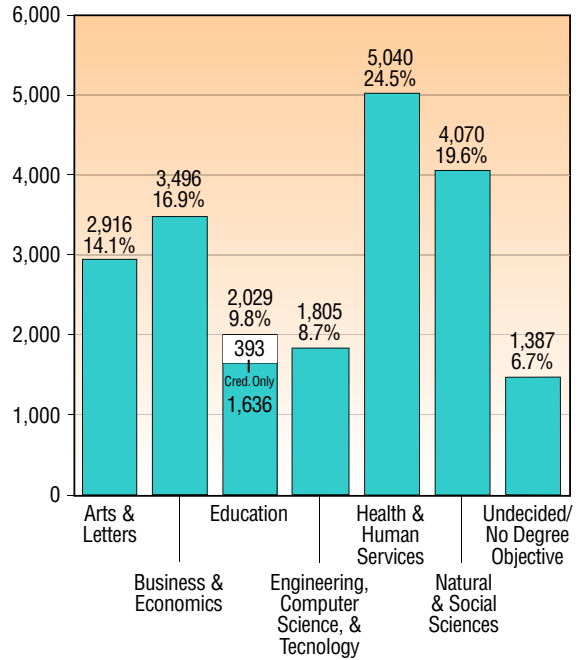


Headcount by Race/Ethnic Group



* Racial/ethnic data are voluntarily reported; only U.S. citizens and residents identifying an ethnic group are included. Labeling is consistent with the Chancellor's Office publications. Chart does not include 2,003 unknown and 1,612 non-resident categories.

Headcount by College Major



Headcount by Class

Freshman.....	3,762	18.1%
Sophomore.....	1,592	7.7%
Junior.....	3,762	18.1%
Senior.....	6,472	31.2%
Grad/Postbaccalaureate.....	5,155	24.9%

Headcount by Enrollment Status

Continuing/Returning.....	15,276	73.6%
First-Time Freshman.....	1,942	9.4%
New Undergrad Transfer.....	1,805	8.7%
Transitory*.....	506	2.4%
New Grad/Postbaccalaureate.....	1,214	5.9%

* Includes high school students taking college coursework as well as college students matriculated elsewhere.

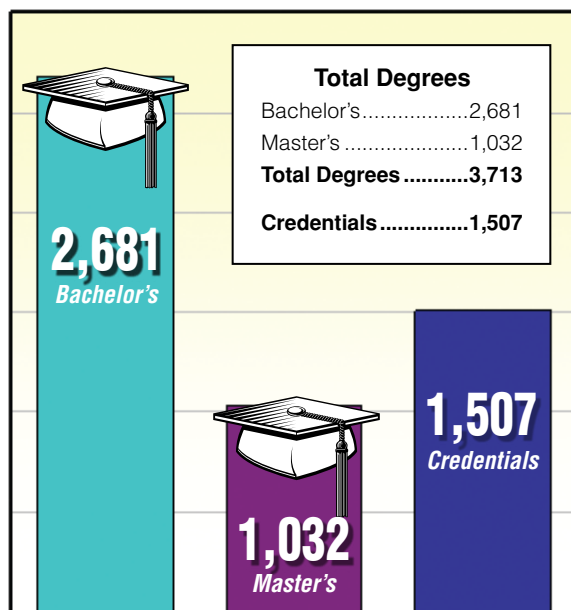
Largest Enrolled Undergraduate Programs

BS Criminal Justice.....	985
BA Psychology.....	948
BS Business Administration-Accounting.....	885
BA Child Development.....	771
BS Business Administration-Management.....	728

Largest Enrolled Graduate Programs

MA Special Education.....	286
MS Counseling.....	243
MSW Social Work.....	242
MS Electrical Engineering.....	215
MS Computer Science.....	160

2007-2008 Degrees Awarded



Top Undergraduate Degrees

BA Business Administration-Accounting.....	210
BA Social Work.....	210
BS Criminal Justice.....	201
BA Psychology.....	160
BA Child Development.....	151

Top Graduate Degrees

MS Counseling.....	115
MA Educational Administration.....	105
MSW Social Work.....	103
MA Curriculum and Instruction.....	68
MA Special Education.....	53