



Where to find your 6-DIGIT PERMIT/CODE # to Activate your U-Pass

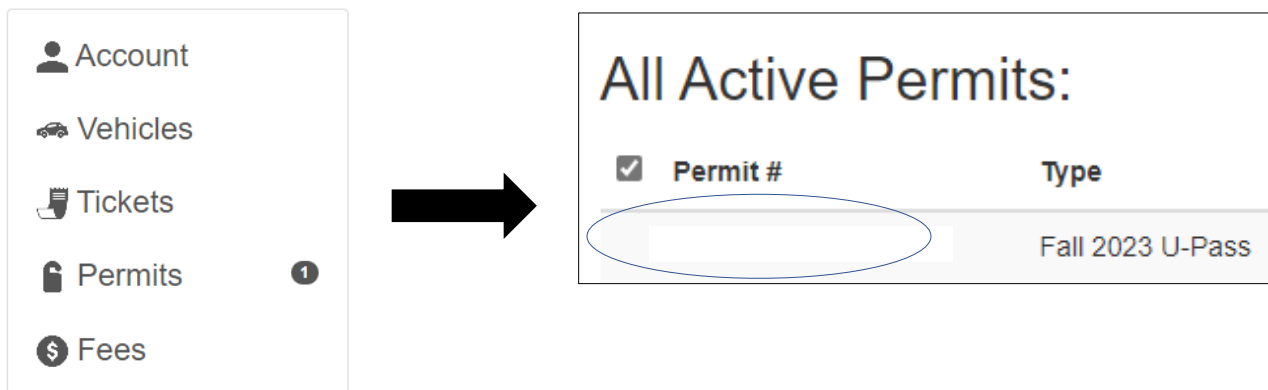
On your on-line receipt next to the PERMIT/CODE #

 Type:
Permit/Code#: DC003324
Active Date: 12/20/2023 12:00 AM
Exp. Date: 12/20/2023 11:59 PM

On your email receipt next to the PERMIT/CODE #

 Type:
Permit/Code#: DC003324
Active Date: 12/20/2023 12:00 AM
Exp. Date: 12/20/2023 11:59 PM

After you log into your Parking account, under the PERMITS on the upper left-hand top of the page, then under the All Active Permits section under "Permit #."



The screenshot shows a navigation menu on the left with the following items: Account, Vehicles, Tickets, Permits (with a notification badge '1'), and Fees. A black arrow points from the 'Permits' menu item to the right-hand side of the image, which displays the 'All Active Permits' section. This section contains a table with two columns: 'Permit #' and 'Type'. The first row in the table has a checked checkbox, a permit number (circled in blue), and the type 'Fall 2023 U-Pass'.

<input checked="" type="checkbox"/>	Permit #	Type
<input checked="" type="checkbox"/>	DC003324	Fall 2023 U-Pass