




Getting Started iClicker & Canvas

What do I need if I want to participate in class with...

	Laptop or smart device	iClicker remote	iClicker Reef app	iClicker account	iClicker subscription
 My own smart device	●		●	●	●
 An iClicker remote		●		●	<i>optional</i>
 An iClicker remote and my own smart device	●	●	●	●	●

NOTE: Be sure to know what devices your instructor allows before making any purchases.

How do I get started?



- 1 Sign in to Canvas. Locate iClicker Sync in the Course Navigation on the left side.



- 2 **If you're new,** create a free account.
If you've used iClicker before, sign in, and skip ahead to step #5.



- 3 If you plan to use an iClicker remote in any of your classes, register the iClicker remote ID in your iClicker Profile.



- 4 Download the mobile app (optional).



- 5 Your course should have been added automatically. You're ready to join when class is in session! In class, you can join from the web, mobile app, or with an iClicker remote.



Need more help?

Visit iclicker.com/studentssupport or contact us at support@iclicker.com.