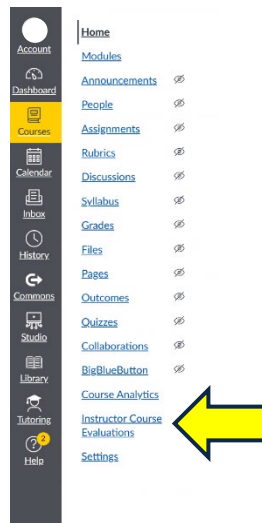


How to Access Your Course Evaluation Surveys

1. Use this link to access your previous Canvas shells and your course evaluations:

<https://calstatela.instructure.com/courses>

2. Select a course from Fall 2025
3. Select Instructor Course Evaluations



4. A list of all the student opinion surveys for your courses will open up. To access the results for a particular course survey, click Course Evaluations – Fall 2025

The image shows the 'Course Evaluations & Surveys' page in Canvas LMS. The 'Course Evaluations - Fall 2025' link is highlighted with a yellow arrow. The page displays a table of project results for the selected course.

Code	Title	Unique Id
INTROASTROPHYSICSASTR4110-01 (92145)	ASTR-4110-01 (92145)-ASTR-4110-01	119767
INTROASTROPHYSICSASTR4110-02 (92143)	ASTR-4110-01 (92143)-ASTR-4110-02	119768

The page also includes a 'Response Rate Tracker' section on the right, which currently shows 'No Project Found'.

- To download your Student Opinion Survey Results for a course, click the purple download button.



watermark Course Evaluations & Surveys

Home Results ▾ Instructor Eddie Eagle ▾

Results Project Results Project Results

Project Results Course Evaluations - Fall 2025


Batch Report

Course Code	Title	Unique ID	Report
INTROASTROPHYSICSASTR4110-01(92145)	ASTR-4110-01 (92145)-ASTR-4110-01	119768	
INTROASTROPHYSICSASTR4110-02 (92143)	ASTR-4110-01 (92143)-ASTR-4110-02	119767	

Total 2 Records per page 1000 Page 1 of 1

- Select the desired report.

Report



- Detailed Report
- Detailed Report + Comments
- Short Report
- Short Report + Comments
- Response Report
- Raw Data
- Feedback

- This is what a Detailed Report looks like:














California State University-Los Angeles
Course Evaluations – Fall 2025



Course: INTROASTROPHYSICSASTR4110-01(92145)

Instructor:

Response Rate: 271/3112 (8.71 %)

1 - How many times did you access the resource course before the start of the semester?					
Response Option	Weight	Frequency	Percent	Percent Responses	
0	(0)	84	33.20%		
1	(1)	46	18.18%		
2	(2)	38	15.02%		
3	(3)	22	8.70%		
4	(4)	15	5.93%		
5	(5)	15	5.93%		
6	(6)	7	2.77%		
7	(7)	7	2.77%		
8	(8)	3	1.19%		
10	(10)	5	1.98%		
11	(11)	2	0.79%		
14	(14)	1	0.40%		
15	(15)	8	3.16%		
Response Rate		253/3112 (8.13%)	Mean	2.55	STD 3.39 Median 1.00

2 - Which modules did you review?					
Response Option	Weight	Frequency	Percent	Percent Responses	

b. This is what a Short Report looks like:

California State University-Los Angeles

Course Evaluations – Fall 2025



Course: INTROASTROPHYSICSASTR4110-01(92145)

Instructor:

Response Rate: 271/3112 (8.71 %)

Question	How many times did you access the resource course before the start of the semester?	n	%
0		84	33.20%
1		46	18.18%
2		38	15.02%
3		22	8.70%
4		15	5.93%
5		15	5.93%
6		7	2.77%
7		7	2.77%
8		3	1.19%
10		5	1.98%
11		2	0.79%
14		1	0.40%
15		8	3.16%
Mean		2.55	
Std		3.39	
Median		1.00	

Question		1	2	3	4	5
Which modules did you review?	n	150	100	73	69	43
	%	70.09%	46.73%	34.11%	32.24%	20.09%
Which module(s) have been the most useful so far?	n	140	78	53	45	17
	%	65.42%	36.45%	24.77%	21.03%	7.94%

Scale: 1 = Time Management and Study Skills Module, 2 = Academic and Reading Skills, 3 = Tech Support Module, 4 = Financial Literacy, 5 = Artificial Intelligence

- c. A Report + Comments provide the desired report with addition of typed comments at the end of the report.
- d. A response report shows how each deidentified student responded to the survey.

7. If you want a report of all the surveys for all your courses. Click here the checkbox.

[Batch Report](#)

Project Results

☐ Course Code

☐ INTROASTROPHYSICSASTR4110-01(92145)

☐ INTROASTROPHYSICSASTR4110-02 (92143)

Total 2

a. Select Batch Report

[Batch Report](#)

Project Results

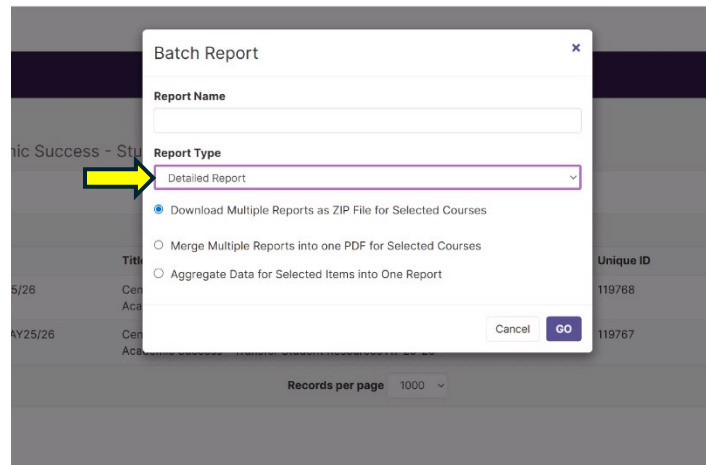
☒ Course Code

☒ INTROASTROPHYSICSASTR4110-01(92145)

☒ INTROASTROPHYSICSASTR4110-02 (92143)

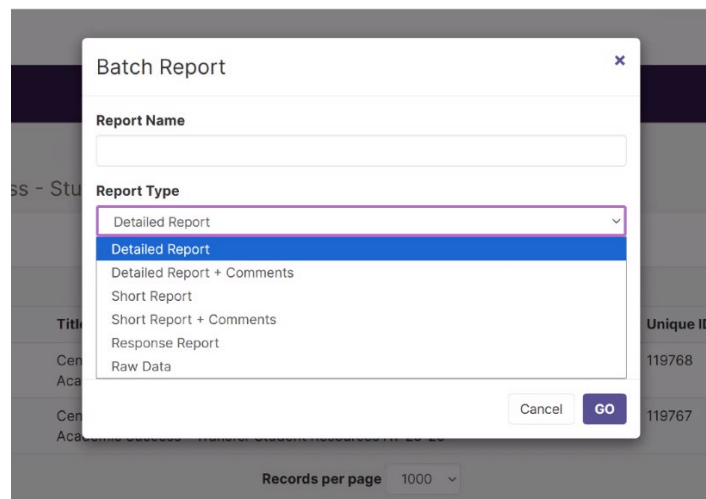
Total 2

b. Select the desired report type



The image shows a 'Batch Report' dialog box with a 'Report Name' text field and a 'Report Type' dropdown menu. A yellow arrow points to the dropdown menu, which currently displays 'Detailed Report'. Below the dropdown, there are three radio button options: 'Download Multiple Reports as ZIP File for Selected Courses' (which is selected), 'Merge Multiple Reports into one PDF for Selected Courses', and 'Aggregate Data for Selected Items into One Report'. At the bottom right of the dialog are 'Cancel' and 'GO' buttons. The background shows a table with columns for 'Title', 'Unique ID', and 'Records per page'.

This is what the dropdown window looks like:



The image shows the 'Batch Report' dialog box with the 'Report Type' dropdown menu open. The dropdown menu lists the following options: 'Detailed Report' (highlighted in blue), 'Detailed Report + Comments', 'Short Report', 'Short Report + Comments', 'Response Report', and 'Raw Data'. The 'Report Name' text field and the radio button options are visible below the dropdown. At the bottom right of the dialog are 'Cancel' and 'GO' buttons. The background shows a table with columns for 'Title', 'Unique ID', and 'Records per page'.

- c. Select either Multiple Reports as ZIP or Merge Multiple Reports into one PDF for your selected classes

Batch Report

Report Name

Report Type

Detailed Report

☒ Download Multiple Reports as ZIP File for Selected Courses

☐ Merge Multiple Reports into one PDF for Selected Courses

☐ Aggregate Data for Selected Items into One Report

Cancel GO

Records per page 1000

- d. An email will be sent to your Cal State LA email address with the file

Questions: Please email Faculty Affairs at Course_Evaluations@calstatela.edu