

FALL 2025 APARTMENTS MOVE-IN MAP

STEP 1 (Check-In Entrance*)
**Closed from 12-1 p.m.*

START







To GEA

STEP 2
(Unload)

STEP 3
(Park here after unloading)

END

LEGEND

-  Phase I & II Route
**No parking*
-  Unloading Zones
-  Unloading Stations
-  Check-In
-  Elevator to campus
-  Ride-Share Drop-Off

**MAIN
CAMPUS**

Revised: 07-29-2025