

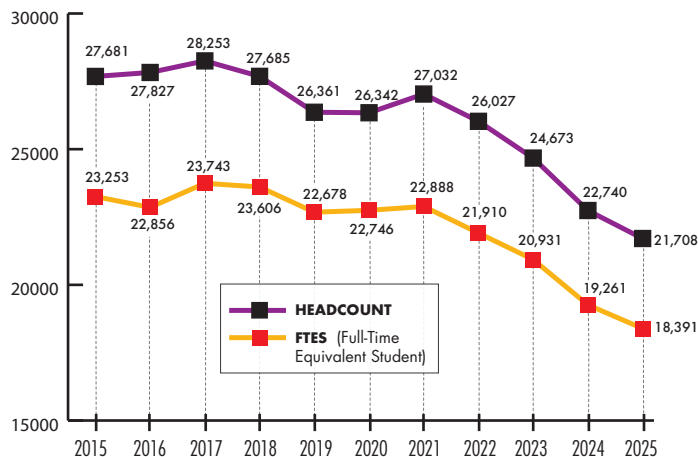
CAL STATE LA | FACTS

January 2026 | VOLUME 67

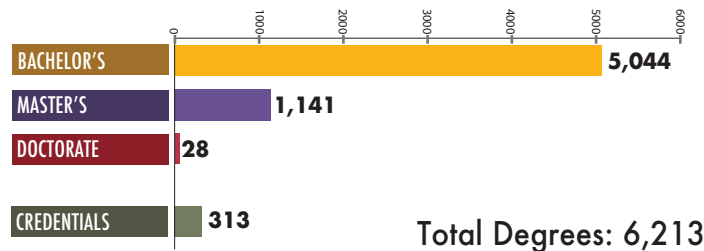
HEADCOUNT + FTES

(Full-Time Equivalent Student)

Fall 2015 – 2025

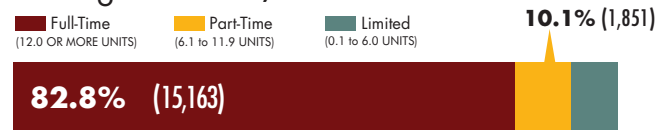


2024–2025 DEGREES AWARDED

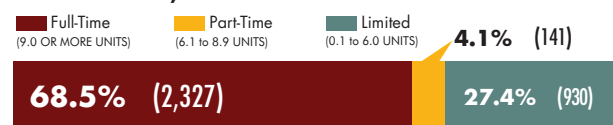


HEADCOUNT BY STUDY LOAD

Undergraduate 18,310

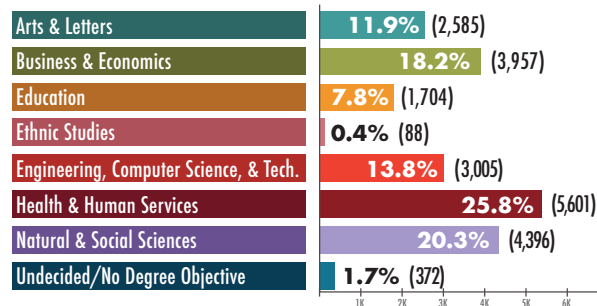


Graduate 3,398



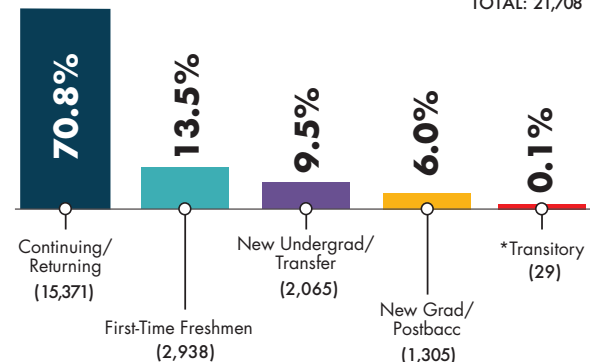
The average study load is 12.9 units for undergraduates, 9.7 for graduates/postbaccalaureates, and 12.4 overall.

HEADCOUNT BY COLLEGE (TOTAL: 21,708)



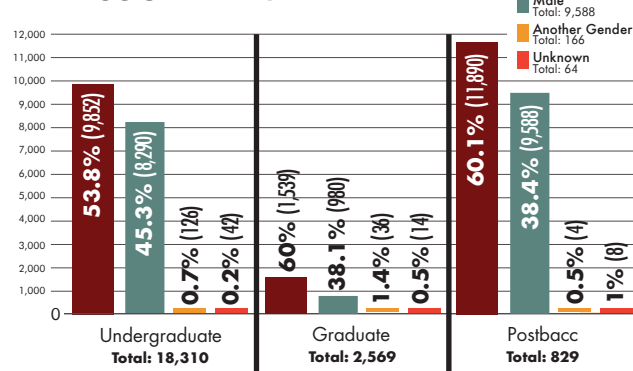
HEADCOUNT BY ENROLLMENT STATUS

TOTAL: 21,708



*Includes high school students taking college course work as well as college students matriculated elsewhere.

HEADCOUNT BY GENDER



AVERAGE AGE



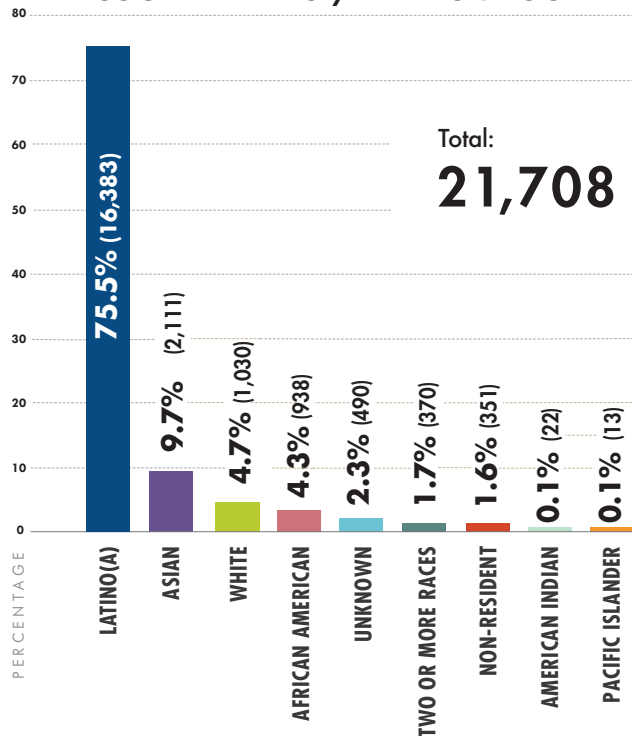
The average age of undergraduates is 23, while that of graduates and postbaccalaureates is 31. The average for the combined group is 24.
(As of November 2025.)

INTERNATIONAL STUDENTS BY COUNTRY OF CITIZENSHIP

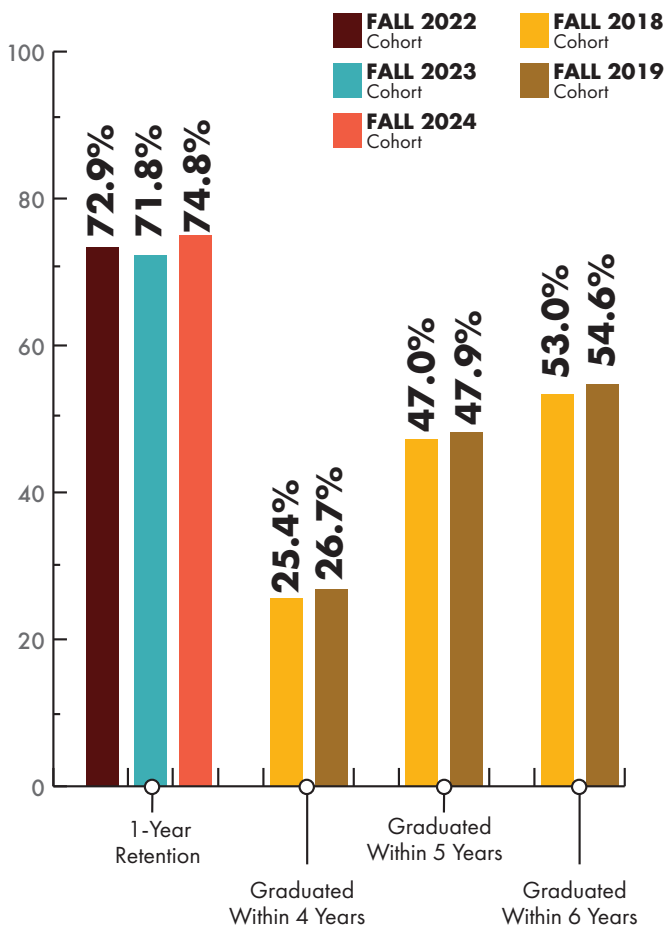
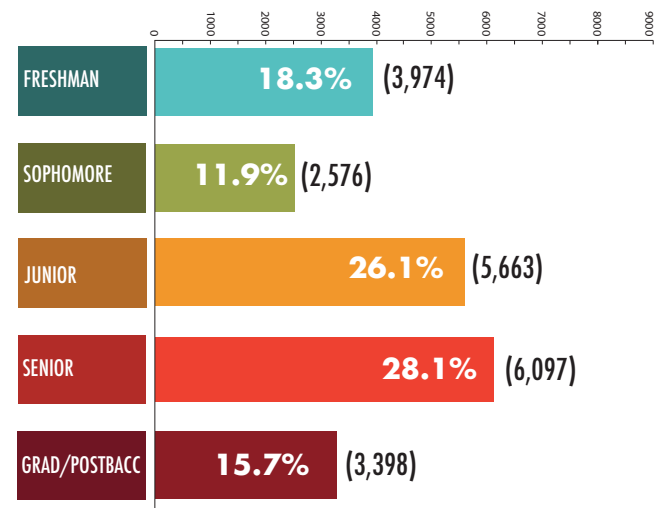
India	76
China	48
Mexico	23
Vietnam	21
Bangladesh	13
Other	170

Total: 351

Students with F, J, or other visa.

CAL STATE LA**FACTS****January 2026 | VOLUME 67****HEADCOUNT BY RACE/ETHNIC GROUP**

The race/ethnic categories were determined by the federal guidelines.

RETENTION AND GRADUATION RATES**HEADCOUNT BY CLASS**

Student class is calculated by units, not years.

LARGEST ENROLLED UNDERGRADUATE PROGRAMS

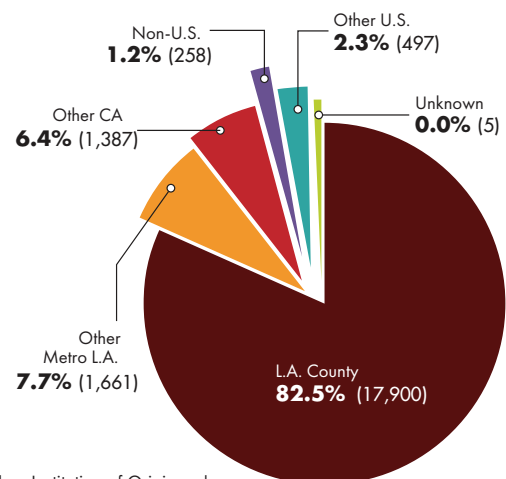
BS Business Administration	3,142
BA Psychology	1,529
BS Criminal Justice	1,240
BS Biology	917
BA Child Development	894

LARGEST ENROLLED GRADUATE PROGRAMS

MSW Social Work	334
MS Counseling	221
MBA	207
MS Nursing	115
MA Special Education	100

HEADCOUNT BY GEOGRAPHIC AREA

Total: 21,708



Based on Institution of Origin code.