

EXECUTIVE ORDER 11246 AFFIRMATIVE ACTION PLAN (AAP)

for



**CALIFORNIA STATE UNIVERSITY, LOS ANGELES
5151 STATE UNIVERSITY DRIVE
LOS ANGELES, CA 91605
(323) 343-3000**

November 1, 2023 – October 31, 2024

**Dun's #: 08-497-5452
EIN (tax) #: 95-4386558**

PART I: AAP FOR MINORITIES AND WOMEN

PART II: AAP FOR PROTECTED VETERANS AND INDIVIDUALS WITH DISABILITIES

AA/EEO Contact: Mariel S. Mulet
Title IX Officer
California State University, Los Angeles
5151 State University Drive
Los Angeles, CA 90032
(323) 343-3040

mmulet@calstatela.edu
CONFIDENTIAL TRADE SECRET MATERIALS

(Not for distribution except on a need-to-know basis within CALIFORNIA STATE UNIVERSITY, LOS ANGELES).

This AAP contains confidential information which is subject to the provisions of 18 U.S.C. 1905. Chrysler Corp. v. Brown, 441 U.S. 281, 19 FEP 475 (1979).

Copies of this AAP and all related appendices, documents, and support data are made available on loan to the U.S. Government upon the request of said Government on the condition that the Government hold them totally confidential and not release copies to any persons. This AAP and all its supporting documents contain much confidential information which may reveal, directly or indirectly, CALIFORNIA STATE UNIVERSITY, LOS ANGELES's plans for business or geographical expansion or contraction. CALIFORNIA STATE UNIVERSITY, LOS ANGELES considers this AAP to be exempt from disclosure, reproduction, and distribution under the Freedom of Information Act upon the grounds, among others, that such material constitutes (1) personnel files, the disclosure of which would constitute a clearly unwarranted invasion of personal privacy, which are exempt from disclosure under 5 U.S.C. 552(b)(6); (2) confidential, commercial, or financial information, which is exempt from disclosure under 5 U.S.C. 552(b)(4); (3) investigatory records compiled for law enforcement purposes, the production of which would constitute an unwarranted invasion of personal privacy, which are exempt from disclosure under 5 U.S.C. 552(b)(7)(C); and (4) matters specifically exempted from disclosure by statute, which are exempt from disclosure under 5 U.S.C. 552(b)(3). Notice is hereby given of a request pursuant to Title 41 Code of Federal Regulations, Part 60-40.3 that portions of this AAP be kept confidential.

CALIFORNIA STATE UNIVERSITY, LOS ANGELES wishes to make it clear that it does not consent to the release of any information contained in this AAP under the Freedom of Information Act or otherwise. If the U.S. Government, or any agency or subdivision thereof, is considering breaching the conditions under which this AAP was loaned to such Government, or is considering a request for release of this AAP under the Freedom of Information Act, a request is hereby made that the Government immediately notify the President of CALIFORNIA STATE UNIVERSITY, LOS ANGELES of any and all Freedom of Information Act requests received by the Government or any other contemplated release of this AAP by the Government which relates to information obtained by the Government from the Company. We further request that everyone who has any contact with this AAP, or its supporting data treat such information as totally confidential and that such information not be released to any person. Retention or disclosure of information relating to identifiable individuals may also violate the Privacy Act of 1974.

CALIFORNIA STATE UNIVERSITY, LOS ANGELES AAP

TABLE OF CONTENTS

PART I: AFFIRMATIVE ACTION PLAN FOR MINORITIES AND WOMEN.....	4
Table of Contents.....	5
Chapter 1: Designation of Responsibility	6
Chapter 2: Identification of Problem Areas	10
Chapter 3: Action-Oriented Programs	11
Chapter 4: Internal Audit and Reporting	13
PART II: AFFIRMATIVE ACTION PLAN FOR PROTECTED VETERANS AND INDIVIDUALS WITH DISABILITIES.....	14
Table of Contents.....	15
Chapter A: Policy Statement.....	16
Chapter B: Review of Personnel Processes	19
Chapter C: Physical and Mental Qualifications.....	20
Chapter D: Reasonable Accommodation to Physical and Mental Limitations.....	21
Chapter E: Harassment	22
Chapter F: External Dissemination of Policy, Outreach and Positive Recruitment	23
Chapter G: Internal Dissemination of Policy.....	24
Chapter I: Responsibility for Implementation	26
Chapter J: Training	30
Chapter K: Data Collection Analysis.....	31
Chapter L: Compensation.....	30



PART I: AFFIRMATIVE ACTION PLAN FOR MINORITIES AND WOMEN

FOR

November 1, 2023 – October 31, 2024

PART I

AAP FOR MINORITIES AND WOMEN

TABLE OF CONTENTS

CHAPTER 1:	DESIGNATION OF RESPONSIBILITY 41 C.F.R. § 60-2.17(a)
CHAPTER 2:	IDENTIFICATION OF PROBLEM AREAS 41 C.F.R. § 60-2.17(b)
CHAPTER 3:	ACTION-ORIENTED PROGRAMS 41 C.F.R. § 60-2.17(c)
CHAPTER 4:	INTERNAL AUDIT AND REPORTING SYSTEM 41 C.F.R. § 60-2.17(d)

PART I: AAP FOR MINORITIES AND WOMEN

CHAPTER 1: DESIGNATION OF RESPONSIBILITY

41 C.F.R. § 60-2.17(a)

As part of its efforts to ensure equal employment opportunity to all individuals, CALIFORNIA STATE UNIVERSITY, LOS ANGELES has designated the following personnel for designing and ensuring the effective implementation of the University's Affirmative Action Programs.

University President

The primary responsibility and accountability for implementing the AAP rests with the University President. This person is responsible, through the Associate Vice President, HRM and the Director of Human Resources, for adherence to CALIFORNIA STATE UNIVERSITY, LOS ANGELES' policy of equal employment opportunity and affirmative action. This role includes, but is not limited to, the following duties:

1. Designate appropriate personnel with the responsibility for overseeing, administering, implementing, and monitoring CALIFORNIA STATE UNIVERSITY, LOS ANGELES' AAP. Ensure that these personnel are identified in writing by name and job title.
2. Ensure that those designated personnel responsible for all AAP components are given the necessary authority and top management support and staffing to successfully implement their assigned responsibilities.
3. Impart the personal direction that ensures total involvement and commitment to equal employment opportunity programs through CALIFORNIA STATE UNIVERSITY, LOS ANGELES ' AAP. However, the AAP placement goals may not be used to supersede merit selection principles. Affirmative action programs prescribed by the regulations in this part do not require the University to hire a person in preference to a more qualified one.

Associate Vice President, HRM

The Associate Vice President, HRM is responsible for overall supervision of the AAP and ensures, through the Director of Human Resources, and department managers and supervisors, that all relevant policies and procedures are adhered to. Successful implementation of this program is a basis for evaluating the Associate Vice President, HRM's effective work performance. Responsibilities include, but are not limited to, the following:

1. Ensure that CALIFORNIA STATE UNIVERSITY, LOS ANGELES adheres to the stated policy of equal employment opportunity, and monitor the application of equal employment opportunity policies.
2. Ensure that the AAP is reviewed and updated annually in accordance with CALIFORNIA STATE UNIVERSITY, LOS ANGELES' stated policy.

3. Participate in periodic discussions with management, supervision, and all other employed personnel to ensure AAP and equal employment opportunity policies are being followed.
4. Review the qualifications of all employees to ensure equitable opportunity, based on job-related employment practices, is given to all for transfers and promotions.
5. Conduct periodic audits of: 1) training programs and hiring and promotion patterns to remove impediments to the attainment of AAP goals and objectives, 2) facilities to ensure they are maintained for the use and benefit of all employees and integrated both in policy and practice, and 3) sponsored educational, training, recreational, and social activities to ensure that all employees are encouraged to participate in accordance with policies on non-discrimination.
6. Ensure that all new employees receive a special orientation to CALIFORNIA STATE UNIVERSITY, LOS ANGELES' equal employment opportunity policy and are thoroughly informed with regard to the AAP and its objectives.
7. Periodically analyze applicant flow to determine the mix of persons applying for employment by race/ethnic origin and gender.
8. Ensure that recruitment advertising is placed in minority and female-oriented publications, as applicable.
9. Review all job descriptions and specifications to ensure they are free of discriminatory provisions and artificial barriers. Ensure that all requirements are job-related, that they are realistic, and that they reflect the actual work requirements of the essential job duties.

Director of Human Resources

The Director of Human Resources is responsible for ensuring the directives of the University President and Associate Vice President, HRM are implemented. Duties include, but are not limited to, the following:

1. Provide direction to CALIFORNIA STATE UNIVERSITY, LOS ANGELES' employees, as necessary, to carry out all actions required to meet the University's equal employment opportunity and affirmative action commitments.
2. Review, report on, and update CALIFORNIA STATE UNIVERSITY, LOS ANGELES' AAP at least on an annual basis in accordance with stated policy.
3. Responsible for the design and effective implementation of the AAP at all establishments.

4. Develop, implement, and maintain audit and reporting systems to measure effectiveness of equal employment opportunity programs, including those that will indicate the need for remedial action and determine the degree to which goals and objectives have been obtained.
5. Advise management in the modification and development of CALIFORNIA STATE UNIVERSITY, LOS ANGELES' policies to ensure the enhancement of equal employment opportunity for all employees and potential employees within existing equal employment opportunity guidelines.
6. Conduct periodic audits to ensure all required posters and those advertising CALIFORNIA STATE UNIVERSITY, LOS ANGELES' equal employment opportunity policies and AAP are displayed and that CALIFORNIA STATE UNIVERSITY, LOS ANGELES' equal employment opportunity and AAP policies are being thoroughly communicated.
7. Assist in review and revision of all policies, procedures, and rules to ensure they are not in violation of federal or state laws and regulations.

Managers and Supervisors

In their direct day-to-day contact with CALIFORNIA STATE UNIVERSITY, LOS ANGELES employees, managers and supervisors have assumed certain responsibilities to help the Company ensure compliance with equal employment opportunity programs and effective implementation of the AAP. These include, but are not limited to, the following:

1. Aggressively adhere to Associate Vice President, HRM's equal employment opportunity and affirmative action policy.
 - a. Support and assist the Associate Vice President, HRM and Director of Human Resources in developing, maintaining, and successfully implementing the AAP.
 - b. Complete progress reports regarding the status of goal achievement.
 - c. Take action to prevent harassment of employees placed through affirmative action efforts.
2. Assign employees to significant jobs that might lead to greater personal growth and value, and counsel them with respect to what is needed for upward mobility within the employment structure.
3. Ensure that all interviews, offers of employment and/or wage commitments are consistent with CALIFORNIA STATE UNIVERSITY, LOS ANGELES' policy.
4. Implement the internal promotion and transfer of all employees under their supervision consistent with AAP goals and objectives.

5. Assist in identifying problem areas and provide needed information for establishing and meeting department affirmative action goals and objectives.

CHAPTER 2: IDENTIFICATION OF PROBLEM AREAS
41 C.F.R. § 60-2.17(b)

CALIFORNIA STATE UNIVERSITY, LOS ANGELES performs in-depth analyses of its total employment process to determine whether and where impediments to equal employment opportunity might exist. At a minimum, CALIFORNIA STATE UNIVERSITY, LOS ANGELES evaluates:

1. The workforce by organizational unit and AAP job group to determine whether there are problems of minority or female utilization (*i.e.*, employment in the unit or AAP group), or of minority or female distribution (*i.e.*, placement in the different jobs within the unit or AAP job group);
2. Personnel activity (applicant flow, hires, terminations, promotions, and other personnel actions) to determine whether there are selection disparities;
3. Compensation systems to determine whether there is gender-, race-, or ethnicity-based disparities;
4. Selection, recruitment, referral, and other personnel procedures to determine whether they result in disparities in the employment or advancement of minorities or women; and
5. Any other areas that might impact the success of the affirmative action program.

In each case where potential problem areas have been identified, affirmative actions, as appropriate, will be taken consistent with any of the action-oriented programs described in Chapter 3 of this AAP.

CHAPTER 3: ACTION-ORIENTED PROGRAMS

41 C.F.R. § 60-2.17(c)

CALIFORNIA STATE UNIVERSITY, LOS ANGELES tailors our action-oriented programs each year to ensure they are specific to the problem identified.

Action-Oriented Program (AOPs):

The Action-Oriented Programs designed to address the underutilization of women and minorities are listed below. These Action-Oriented Programs will be carried-out throughout the AAP year. The Associate Vice President, HRM, with the help of the managers, will be responsible in ensuring that the following are implemented.

Recruitment:

1. CALIFORNIA STATE UNIVERSITY, LOS ANGELES will continue to place advertisements on job opportunities through local job service offices, including community colleges and non-profit organizations.
2. Due to the extensive technical education and experience required for some positions, CALIFORNIA STATE UNIVERSITY, LOS ANGELES will also continue to place job opportunity announcements in the University website, the CSU website and HigherEd.
3. Advertisements and newsletters will always carry the Equal Employment Opportunity clause.
4. Minority and female applicants will be considered for all positions for which they are qualified.
5. CALIFORNIA STATE UNIVERSITY, LOS ANGELES will participate in job fairs if there are sufficient numbers of opening to warrant participation. CALIFORNIA STATE UNIVERSITY, LOS ANGELES will continue to participate in the annual University Career Center Job Fair.
6. The University will continue to employ students who work during the summer and part-time during the school year. Many of these students are referred by the Career Center and campus community.

Job Specifications/Selection Process:

1. Develop position descriptions that accurately reflect position functions and are consistent for the same position from one location to another.
2. Develop job or worker specifications that contain academic, experience, and skill requirements that do not constitute inadvertent discrimination. Develop specifications that are free from bias with regard to age, gender race, color, religion, national origin, disability or veteran status.

3. Approved position specifications and worker specifications will be made available to all members of management involved in the recruiting, screening, selection, and promotion process. Copies may also be made available to recruiting sources.
4. CALIFORNIA STATE UNIVERSITY, LOS ANGELES will continue to use only worker specifications that include job-related criteria.
5. CALIFORNIA STATE UNIVERSITY, LOS ANGELES will continue to carefully select and counsel all personnel involved in the recruiting, screening, selection, promotion, disciplinary, and related processes to eliminate bias in all personnel actions.

Job Advancement:

1. Minority and female employees can be made available for participation in Career Days, Youth Motivation Programs, and related activities in the community, as desired.
2. CALIFORNIA STATE UNIVERSITY, LOS ANGELES will continue to post or announce job opportunities. CALIFORNIA STATE UNIVERSITY, LOS ANGELES' Job Posting Policy system requires postings of all positions up to the Executive level.
3. Require supervisory personnel to submit justification when apparently qualified minority or female employees are passed over for promotion.
4. Review seniority practices to ensure such practices are non-discriminatory and do not have discriminatory effect.
5. All employees are actively encouraged to participate in facilities and company-sponsored social and recreational activities.
6. CALIFORNIA STATE UNIVERSITY, LOS ANGELES will continue to use our formal employee evaluation program. The performance Appraisal is used for annual reviews for all employees.
7. Provide access to job advancement related training courses.
8. Tuition fee waiver for up to two courses per quarter is offered to all permanent full-time and part-time employees who are interested in pursuing an undergraduate degree or an advance degree, with certain limitations.

CHAPTER 4: INTERNAL AUDIT AND REPORTING

41 C.F.R. § 60-2.17(d)

Inherent in the AAP is the need for periodic self-assessment of problems encountered, corrective action taken, and progress made. Self-evaluation requires complex record keeping systems on applicants, employees, and components of the AAP itself. Periodic reports from supervisors, department managers, the Associate Vice President, HRM, and other relevant persons are required.

The objective of all record keeping systems to be implemented is to assess the results of past actions, trends, the appropriateness of goals and objectives, the appropriateness and relevancy of identified solutions to problems, and the adequacy of the Plan as a whole. In addition, a further objective is to identify the proper corrective actions to be made to all components.

In order to fully achieve the objectives of such a record keeping system, the results of it must lead to follow-up through feedback to managers, supervisors, and staff, through reallocation of resources, through modifications to plans and the record keeping system itself, through appropriate recognition of personal achievements as well as punitive actions for discriminatory acts. For any identified deficiencies, appropriate corrective action will be identified and implemented.

The records that are maintained are the basis for updating the affirmative action plan, including revising the availability data and establishing annual numerical goals. The internal audit and reporting system is used as the basis for evaluating systemic, results-oriented programs and affirmative action efforts.

The CALIFORNIA STATE UNIVERSITY, LOS ANGELES auditing and reporting system periodically measures the effectiveness of its total affirmative action program. The Associate Vice President, HRM:

1. Monitors records of all personnel activity, including referrals, placements, transfers, promotions, terminations, and compensation, at all levels to ensure the nondiscriminatory policy is carried out;
2. Requires internal reporting on a scheduled basis as to the degree to which equal employment opportunity and organizational objectives are attained;
3. Reviews report results with all levels of management; and
4. Advises top management of program effectiveness and submit recommendations to improve unsatisfactory performance.



**PART II: AFFIRMATIVE ACTION PLAN FOR PROTECTED VETERANS AND
INDIVIDUALS WITH DISABILITIES**

FOR

NOVEMBER 1, 2023 – OCTOBER 31, 2024

PART II

AAP FOR PROTECTED VETERANS AND INDIVIDUALS WITH DISABILITIES

TABLE OF CONTENTS

CHAPTER A:	POLICY STATEMENT 41 C.F.R. §§ 60-300.44(a); 60-741.44(a)
CHAPTER B:	REVIEW OF PERSONNEL PROCESSES 41 C.F.R. §§ 60-300.44(b); 60-741.44(b)
CHAPTER C:	PHYSICAL AND MENTAL QUALIFICATIONS 41 C.F.R. §§ 60-300.44(c); 60-741.44(c)
CHAPTER D:	REASONABLE ACCOMMODATION TO PHYSICAL AND MENTAL LIMITATIONS 41 C.F.R. §§ 60-300.44(d); 60-741.44(d)
CHAPTER E:	HARASSMENT 41 C.F.R. §§ 60-300.44(e); 60-741.44(e)
CHAPTER F:	EXTERNAL DISSEMINATION OF POLICY, OUTREACH AND POSITIVE RECRUITMENT 41 C.F.R. §§ 60-300.44(f); 60-741.44(f)
CHAPTER G:	INTERNAL DISSEMINATION OF POLICY 41 C.F.R. §§ 60-300.44(g); 60-741.44(g)
CHAPTER H:	AUDIT AND REPORTING SYSTEM 41 C.F.R. §§ 60-300.44(h); 60-741.44(h)
CHAPTER I:	RESPONSIBILITY FOR IMPLEMENTATION 41 C.F.R. §§ 60-300.44(i); 60-741.44(i)
CHAPTER J:	TRAINING 41 C.F.R. §§ 60-300.44(j); 60-741.44(j)
CHAPTER L:	COMPENSATION 41 C.F.R. §§ 60-300.21(i); 60-741.21(i)

CHAPTER A: POLICY STATEMENT
41 C.F.R. §§ 60-300.44(a); 60-741.44(a)

It is the policy of CALIFORNIA STATE UNIVERSITY, LOS ANGELES and my personal commitment that equal employment opportunity be provided in the employment and advancement for all persons regardless of race, religion, color, national origin, sex, age, sexual orientation/gender identity and status as a protected veteran or individual with a disability at all levels of employment, including the executive level. CALIFORNIA STATE UNIVERSITY, LOS ANGELES does not and will not discriminate against any applicant or employee regardless of race, religion, color, national origin, sex, age, sexual orientation/gender identity and status as a protected veteran and/or individual with a disability to any position for which the applicant or employee is qualified. In addition, CALIFORNIA STATE UNIVERSITY, LOS ANGELES is committed to a policy of taking affirmative action to employ and advance in employment qualified protected veteran employees and qualified employees with disabilities at all levels, including the executive level. Such affirmative action shall apply to all employment practices, including, but not limited to hiring, upgrading, demotion or transfer, recruitment, recruitment advertising, layoff or termination, rates of pay or other forms of compensation, and selection for training, including apprenticeship and on-the-job training. Decisions related to personnel policies and practices shall be made based on an individual's capacity to perform a particular job and the feasibility of any necessary job accommodation. CALIFORNIA STATE UNIVERSITY, LOS ANGELES will make every effort to provide reasonable accommodations to any physical and mental limitations of individuals with disabilities and to disabled veterans.

1. Employees and applicants shall not be subjected to harassment, intimidation, threats, coercion, or discrimination because they have engaged in or may engage in any activity protected by state, federal or local anti-discrimination laws including the following activities:
2. Filing a complaint;
3. Assisting or participating in an investigation, compliance evaluation, hearing, or any other activity related to the administration of the affirmative action provisions of the Vietnam Era Veterans' Readjustment Assistance Act of 1974, as amended (VEVRAA) or any other Federal, state or local law requiring equal opportunity for disabled veterans, recently separated veterans, active wartime or campaign badge veterans, or Armed Forces service medal veterans or Section 503 of the Rehabilitation Act of 1973, as amended (Section 503) or any other federal, state or local law requiring equal opportunity for disabled persons;
4. Opposing any act or practice made unlawful by VEVRAA or its implementing regulations or any other federal, state, or local law requiring equal opportunity for disabled veterans, recently separated veterans, active wartime or campaign badge veterans, or Armed Forces service medal veterans or section 503 or its implementing regulations or any other federal, state, or local law requiring equal opportunity for disabled persons; or

5. Exercising any other right protected by VEVRAA or Section 503 or their implementing regulations.

Our obligations in this area stem from not only adherence to various state and federal regulations, but also from our commitment as an employer in this community to provide job opportunities to all persons regardless of race, religion, color, national origin, sex, age, sexual orientation, gender identity and status as a protected veteran or an individual with disability. CALIFORNIA STATE UNIVERSITY, LOS ANGELES's EEO policy and affirmative action obligations include the full support from President, Berenecea Johnson Eanes.

CALIFORNIA STATE UNIVERSITY, LOS ANGELES will also continually design and implement audit and reporting systems that will measure the effectiveness and the compliance of the AAP, identify the need for remedial actions, determine if objectives were attained, and determine if opportunities to participate in company-sponsored activities were extended to all employees and applicants.

The CALIFORNIA STATE UNIVERSITY, LOS ANGELES is also committed to abiding with the Pay Transparency Nondiscrimination Provisions and therefore, will not discharge or in any other manner discriminate against employees or applicants because they have inquired about, discussed, or disclosed their own pay or the pay of another employee or applicant. The CALIFORNIA STATE UNIVERSITY, LOS ANGELES's employees who have access to the compensation information of other employees or applicants as part of their essential job functions are informed and trained to not disclose the pay of other employees or applicants to individuals who do not otherwise have access to compensation information, unless the disclosure is (a) a response to a formal complaint or charge; (b) in furtherance of an investigation, proceeding, hearing, or action, including an investigation conducted by the employer, or (c) consistent with the CALIFORNIA STATE UNIVERSITY, LOS ANGELES's legal duty to furnish the information.

It is also CALIFORNIA STATE UNIVERSITY, LOS ANGELES's policy not to discriminate because of a person's relationship or association with a protected veteran. This includes spouses and other family members. Also, CALIFORNIA STATE UNIVERSITY, LOS ANGELES will safeguard the fair and equitable treatment of protected veteran spouses and family members regarding all employment actions and prohibit harassment of applicants and employees because of their relationship or association with a protected veteran.

If you have any questions regarding our equal employment opportunity, harassment policies or the complaint procedure, you may contact your local Human Resources representative. Parts of the Affirmative Action Plan may be reviewed, as appropriate, by making an appointment with a local Human Resources representative.

Berenecea J. Eanes
Berenecea J. Eanes (Feb 7, 2024 12:02 PST)

(Signature)

Berenecea Johnson Eanes
President

CHAPTER B: REVIEW OF PERSONNEL PROCESSES
41 C.F.R. §§ 60-300.44(b); 60-741.44(b)

To ensure that all personnel activities are conducted in a job-related manner which provides and promotes equal employment opportunity for all known protected veterans and employees and applicants with disabilities, reviews are periodically made of the University's examination and selection methods to identify barriers to employment, training, and promotion.

1. CALIFORNIA STATE UNIVERSITY, LOS ANGELES periodically conduct a review of its employment processes to ensure thorough and systematic consideration of the job qualifications of 1) known protected veteran applicants and employees; and 2) applicants and employees with disabilities for job vacancies filled either by external hiring or internal promotions/transfers, as well as for all training opportunities available. To determine whether an individual is qualified for a particular job, a close examination of the content of the job is made, as well as a review of the job qualifications of known protected veterans and individuals with disabilities, both applicants and employees. In determining the qualifications of a protected veteran, consideration is given only to that portion of the military record, including discharge papers, relevant to the job qualifications for which the veteran is being considered.
2. The company ensures that its personnel processes do not stereotype individuals with disabilities or protected veterans in a manner which limits their access to jobs for which they are qualified.
3. The company ensures that applicants and employees with disabilities have equal access to its personnel processes, including those implemented through information and communication technologies.
4. The company provides reasonable accommodations, unless such accommodations will cause undue hardship to the company, to applicants and employees with disabilities to ensure that equal employment opportunity are extended in the operation of its personnel processes.
5. The company ensures that information and communications systems are accessible to all employees and applicants with disabilities even in the absence of a specific request for accommodation.

CHAPTER C: PHYSICAL AND MENTAL QUALIFICATIONS
41 C.F.R. §§ 60-300.44(c); 60-741.44(c)

To ensure that all physical and mental qualifications and requirements are job-related and promote equal employment opportunity for all known protected veterans and employees and applicants with qualified disabilities, reviews are periodically made of the University's physical and mental qualifications and requirements as they relate to employment, training, and promotion.

The University's physical and mental job requirements are reviewed to determine whether they are job-related and consistent with business necessity and safe performance on the job.

Schedule for Review: Any previously reviewed classification will be reviewed again if there is a change in working conditions which affects the job's physical or mental requirements (e.g., new requirements, new equipment, etc.)

CHAPTER D: REASONABLE ACCOMMODATION TO PHYSICAL AND MENTAL LIMITATIONS

41 C.F.R §§ 60-300.44(d); 60-741.44(d)

CALIFORNIA STATE UNIVERSITY, LOS ANGELES will make every effort to provide reasonable accommodations to physical and mental limitations of applicants and employees with disabilities or who are disabled veterans unless it can demonstrate that the accommodations would impose an undue hardship on the operation of business. Such reasonable accommodations are implemented in the University's electronic and/or online application systems. The company ensures that qualified applicants and employees with disabilities, who are unable to fully utilize the system, are provided equal opportunities to apply and be considered for all jobs. CALIFORNIA STATE UNIVERSITY, LOS ANGELES will confidentially review performance issues of employees with known disabilities to determine whether a reasonable accommodation is needed when: (a) the employee is having significant difficulty with job performance, and (b) it is reasonable to conclude that the problem is related to the known disability.

Employees may notify their direct supervisor or contact the HR department at any time to formally request an accommodation.

Name: Mariel S. Mulet

Title: Title IX Officer and Director of Human Resources
Equity and Diversity Policies and Procedures

Phone: (323) 343-3040

Email: mmulet@calstatela.edu

CHAPTER E: HARASSMENT
41 C.F.R. §§ 60-300.44(e); 60-741.44(e)

CALIFORNIA STATE UNIVERSITY, LOS ANGELES has developed and implemented a set of procedures to ensure that its employees with disabilities and protected veterans are not harassed due to protected characteristics. A copy of the sexual harassment policy, which includes a section prohibiting harassment of individuals with disabilities and/or protected veterans are available for distribution to new as well as to existing employees.

CALIFORNIA STATE UNIVERSITY, LOS ANGELES also takes affirmative steps to ensure policies and procedures are implemented to meet sexual harassment laws within the State of California.

CHAPTER F: EXTERNAL DISSEMINATION OF POLICY, OUTREACH AND POSITIVE RECRUITMENT

41 C.F.R. §§ 60-300.44(f); 60-741.44(f)

Based upon CALIFORNIA STATE UNIVERSITY, LOS ANGELES's review of its personnel policies as described in Chapter B, the following activities will be implemented or continued to further enhance our affirmative action efforts. All activities are the responsibility of the Associate Vice President, HRM.

1. Initiate and maintain communication with organizations having special interests in the recruitment of and job accommodations for protected veterans and individuals with disabilities.
2. Disseminate information concerning employment opportunities to radio and television stations, and to publications that primarily reach protected veterans and individuals with disabilities.
3. Provide information emphasizing job opportunities for protected veterans and individuals with disabilities to all local educational institutions, public and private.
4. Inform all recruiting sources, in writing and orally, of the University's affirmative action policy for protected veterans and individuals with disabilities.
5. List with the State Employment Development Department all suitable job openings.

The exemptions for posting jobs are when positions are,

- a. executive and top management positions,
- b. positions that will be filled from within the contractor's organization,
- c. and positions lasting three days or less.

This is an on-going activity. A listing of job opportunities reported to the local State Employment Service Delivery System is always kept current.

6. Send written notification of the University's affirmative action policy to all subcontractors, vendors, and suppliers requesting appropriate action on their part. This includes their obligation to annually file their EEO Reporting form and VETS-4212 form and, for employers with 50 or more employees and contracts of \$50,000 or more, their obligation to develop a written affirmative action plan.
7. Participate and employ veterans under work study programs with Veterans' Administration.

CHAPTER G: INTERNAL DISSEMINATION OF POLICY

41 C.F.R. §§ 60-300.44(g); 60-741.44(g)

In order to gain positive support and understanding for the affirmative action program for protected veterans and individuals with disabilities CALIFORNIA STATE UNIVERSITY, LOS ANGELES will implement or continue to implement the following internal dissemination procedures, all of which are the responsibility of the Director of Human Resources. The following policies and procedures are designed to foster support and understanding from CALIFORNIA STATE UNIVERSITY, LOS ANGELES' executive staff, management, supervisors, and other employees in an effort to encourage all employees to take the necessary actions to aid CALIFORNIA STATE UNIVERSITY, LOS ANGELES in meeting its obligations.

1. Include the policy in the University's policy manual and other in-house publications.
2. Conduct special meetings with executive, management, and supervisory personnel to explain the intent of the policy and individual responsibility for effective implementation, making clear the University President's attitude.
3. Schedule training sessions for all employees involved in recruiting, selection, promotion, and other related employment issues for protected veterans and individuals with disabilities.
4. Discuss the policy thoroughly in both employee orientation and management training programs.
5. Inform union officials of the contractor's policy, and request their cooperation.
6. Include non-discrimination clauses in all union agreements, and review all contractual provisions to ensure they are non-discriminatory.
7. Include articles on accomplishments of protected veterans and workers with disabilities in Company publications.
8. Post the policy on Company bulletin boards, along with the University's harassment policy which includes protection from harassment on the basis of disability.
9. When employees are featured in employee handbooks or similar publications for employees, include employees with disabilities.

CHAPTER H: AUDIT AND REPORTING SYSTEM
41 C.F.R. §§ 60-300.44(h); 60-741.44(h)

CALIFORNIA STATE UNIVERSITY, LOS ANGELES has developed and currently implements an audit and reporting system that addresses the following:

1. Measures the effectiveness of CALIFORNIA STATE UNIVERSITY, LOS ANGELES's overall affirmative action program and whether the company is in compliance with specific obligations.
2. Indicates the need for remedial action. Any corrective actions will be the responsibility of the Director of Human Resources.
3. Measures the degree to which CALIFORNIA STATE UNIVERSITY, LOS ANGELES's objectives are being met.
4. Whether there are any undue hurdles for individuals with disabilities and protected veterans regarding company sponsored educational, training, recreational, and social activities. This will also include, but not limited, to the review of the on-line and electronic application system to determine their accessibility and ensuring that procedures to request for accommodations are prominently displayed and that individuals with disabilities can readily obtain the needed accommodation.
5. Ensures that outreach activities are documented and that such documents are kept for at least a period of three (3) years.

CHAPTER I: RESPONSIBILITY FOR IMPLEMENTATION

41 C.F.R. §§ 60-300.44(i); 60-741.44(i)

As part of its efforts to ensure equal employment opportunity to protected veterans and individuals with disabilities, CALIFORNIA STATE UNIVERSITY, LOS ANGELES has designated specific responsibilities to various staff to ensure the AAP focuses on all components of the employment system. To that end, the University President, Associate Vice President, HRM, Director of Human Resources, and those employed as supervisors and managers have undertaken the responsibilities described below.

University President

The University President is responsible for providing top management support for the University's AAP. This person issues a memo annually to reaffirm the University's Equal Employment Opportunity Policy and to make known to all employees and applicants the commitment of Senior Management to EEO and affirmative action. Additional responsibilities include, but are not limited to:

1. Designating appropriate personnel with the responsibility for overseeing, administering, implementing, and monitoring the University's AAP. Ensuring that these personnel are identified in writing by name and job title.
2. Ensuring that designated personnel responsible for all AAP components are given the necessary authority and top management support and staffing to successfully implement their assigned responsibilities.
3. Imparting the personal direction that ensures total involvement and commitment to equal employment opportunity programs through CALIFORNIA STATE UNIVERSITY, LOS ANGELES' AAP.

Associate Vice President, HRM

The Associate Vice President, HRM is responsible for overall supervision of the AAP and ensures, through the Director of Human Resources, and department managers and supervisors, that all relevant policies and procedures are adhered to. Successful implementation of this program is a basis for evaluating the Associate Vice President, HRM's effective work performance. Responsibilities include, but are not limited to, the following:

1. Presenting all needed recommendations and procedural changes to Senior Management concerning EEO and affirmative action and ensuring that Senior Management is kept informed of the University's compliance status.
2. Maintaining Company-wide management support and cooperation for the University's AAP.
3. Collaborating with Senior Management on EEO and AAP issues.

4. Assisting line management in arriving at solutions to EEO/AA problems.
5. Reviewing results of audit and reporting systems to assess the effectiveness of the University's AA programs and to direct corrective actions where necessary.
6. Ensuring that the AAP is updated annually for all establishments.
7. Providing guidance to managers and supervisors in taking proper action to prevent employees from being harassed in any way, through one-on-one contact, training, and disciplinary action.
8. Providing guidance and direction to the Director of Human Resources.
9. Ensuring that relevant staff, (i.e., Director of Human Resources, managers, and supervisors) are aware that their work performance is being evaluated in part on the basis of their equal employment opportunity efforts and results.
10. Reviewing the qualifications of all employees to ensure equitable opportunity, based on job-related employment practices, is given to all for transfers and promotions.
11. Conducting periodic audits of: 1) training programs and hiring and promotion patterns to remove impediments to the attainment of AAP goals and objectives, and 2) the University's sponsored educational, training, recreational, and social activities to ensure that all employees are encouraged to participate in accordance with policies on non-discrimination. Determine whether known protected veterans and employees with disabilities have had the opportunity to participate in all Company-sponsored educational, training, recreation and social activities.
12. Reviewing all job descriptions and specifications to ensure they are free of discriminatory provisions and artificial barriers. Ensuring that all requirements are job-related, that they are realistic, and that they reflect the actual work requirements of the essential job duties.
13. Ensuring the University's VETS-4212 form is filed annually with the Veterans' Employment and Training Service (VETS).

Director of Human Resources

The Director of Human Resources is responsible for ensuring that the directives of the University President and Associate Vice President, HRM are implemented. Duties include, but are not limited to, the following:

1. Providing direction to the University's employees, as necessary, to carry out all actions required to meet the University's equal employment opportunity and affirmative action commitments.

2. Responsible for the design and effective implementation of the AAP at all establishments.
3. Developing, implementing, and maintaining audit and reporting systems to measure effectiveness of equal employment opportunity programs, including those that will
 - a. Indicate need for remedial action,
 - b. Determine degree to which goals and objectives have been obtained.
4. Advising management in the modification and development of the University's policies to ensure the enhancement of equal employment opportunity for all employees and potential employees within existing equal employment opportunity guidelines.
5. Identifying problem areas and establishing procedures, goals and objectives to solve these problems.
6. Providing guidelines in the development, preparation, and implementation of career counseling programs for known protected veterans and employees with disabilities.
7. Conducting periodic audits to ensure all required posters and those advertising the University's equal employment opportunity policies and AAP, as well as the Invitation to Self-Identify for covered veterans and individuals with disabilities, are displayed and that the University's equal employment opportunity and AAP policies are being thoroughly communicated.
8. Ensure that employees are re-surveyed regarding their disability status every five (5) years and send out reminders to employees, at least once during the five (5) year intervals, that they may voluntarily update their disability status at any time.
9. Developing policy statements, affirmative action programs, internal and external communication techniques.
10. Assisting line management in arriving at solutions to problems.
11. Serving as the liaison between CALIFORNIA STATE UNIVERSITY, LOS ANGELES and enforcement agencies.
12. Keeping management informed of the latest developments in the equal employment opportunity area.
13. Reviewing, reporting on, and updating the AAP annually in accordance with stated policy. Informing employees and applicants of significant changes.
14. Working closely with the Associate Vice President, HRM and department managers and supervisors in coordinating the effective implementation of all identified affirmative actions.

15. Assisting in review and revision of all policies, procedures, and rules to ensure they are not in violation of federal or state laws and regulations.
16. Responsible for ensuring overall the University's compliance with the AAP.

Managers and Supervisors

In their direct day-to-day contact with the University's employees, managers and supervisors have assumed certain responsibilities to help CALIFORNIA STATE UNIVERSITY, LOS ANGELES ensure compliance with equal employment opportunity programs and effective implementation of the AAP. These include, but are not limited to the following:

1. Aggressively adhering to the University's equal employment opportunity policy.
2. Supporting and assisting the Associate Vice President, HRM and Director of Human Resources in developing, maintaining, and successfully implementing the AAP.
3. Taking action to prevent harassment of employees placed through affirmative action efforts.
4. Assigning employees to significant jobs that might lead to greater personal growth and value, and counsel them with respect to what is needed for upward mobility within the employment structure.
5. Ensuring that all interviews, offers of employment and/or wage commitments are consistent with the University's policy.
6. Implementing the internal promotion and transfer of all employees under their supervision consistent with AAP goals and objectives.
7. Assisting in identifying problem areas and providing needed information for establishing and meeting department affirmative action goals and objectives.
8. Seeking and sharing information on feasible accommodations which have been or could be made for known disabilities.

CHAPTER J: TRAINING
41 C.F.R. §§ 60-300.44(j); 60-741.44(j)

CALIFORNIA STATE UNIVERSITY, LOS ANGELES trains all employees involved with the recruitment, selection, promotion, disciplinary actions, training, and related processes of individuals with disabilities or protected veterans to ensure commitment to the University's stated affirmative action goals.

CHAPTER K: DATA COLLECTION ANALYSIS

41 C.F.R. §§ 60-300.44(k); 60-741.44(k)

CALIFORNIA STATE UNIVERSITY, LOS ANGELES has adopted the current national percentage of veterans in the civilian labor force of 5.4% as its hiring benchmark for protected veterans. CALIFORNIA STATE UNIVERSITY, LOS ANGELES will update its hiring benchmark as new data is published and updated via the OFCCP's website. The 5.4% hiring benchmark is applied to each job group within CALIFORNIA STATE UNIVERSITY, LOS ANGELES.

CALIFORNIA STATE UNIVERSITY, LOS ANGELES also adopted the current national utilization goal of 7.0% for qualified individuals with disabilities. CALIFORNIA STATE UNIVERSITY, LOS ANGELES will update its utilization goal as new data becomes available, updated and published. The 7.0% utilization goal is applied to each job group within CALIFORNIA STATE UNIVERSITY, LOS ANGELES.

Goals and/or benchmarks do not require that CALIFORNIA STATE UNIVERSITY, LOS ANGELES hire, promote, train, and/or retain a specified number of individuals with disabilities and/or protected veterans. These goals/benchmarks are not rigid and inflexible quotas which must be met, but are instead targets reasonably attainable by means of applying every good faith effort to make all aspects of the entire AAP work. A goal is a guidepost against which CALIFORNIA STATE UNIVERSITY, LOS ANGELES, a community group, or a compliance agency can measure progress in remedying identified deficiencies in CALIFORNIA STATE UNIVERSITY, LOS ANGELES' workforce.

CALIFORNIA STATE UNIVERSITY, LOS ANGELES has collected the required data and conducted studies to identify areas of opportunities in the employment of protected veterans and individuals with disabilities. CALIFORNIA STATE UNIVERSITY, LOS ANGELES will continue to monitor and update these studies periodically during each AAP year. In each case where the hiring benchmark for protected veterans and/or the utilization goal for individuals with disabilities are not met, affirmative actions, as appropriate, will be taken consistent with the activities mentioned in Chapter F (External Dissemination of Policy and Outreach and Positive Recruitment) and measures described in Chapter H (Internal Audit and Reporting) of this AAP.

See the *Hiring Benchmark and Utilization Goals Analyses*.

CHAPTER L: COMPENSATION
41 C.F.R. §§ 60-300.21(i); 60-741.21(i)

It is the policy of CALIFORNIA STATE UNIVERSITY, LOS ANGELES that when offering employment or promotion to protected veterans or individuals with disabilities, the amount of compensation offered will not be reduced because of any disability income, pension, or other benefit the applicant or employee receives from another source.

CALIFORNIA STATE UNIVERSITY, LOS ANGELES is also committed to abiding with the Pay Transparency Nondiscrimination Provisions. Employees or applicants who have inquired about, discussed, or disclosed their own pay or the pay of another employee or applicant will not be discharged or in any other manner be discriminated. Employees who have access to the compensation information of other employees or applicants as part of their essential job functions are informed and trained to not disclose the pay of other employees or applicants to individuals who do not otherwise have access to compensation information, unless the disclosure is (a) a response to a formal complaint or charge; (b) in furtherance of an investigation, proceeding, hearing, or action, including an investigation conducted by the employer, or (c) consistent with CALIFORNIA STATE UNIVERSITY, LOS ANGELES' legal duty to furnish the information.

California State University, Los Angeles
Workforce Analysis

Snapshot Date: 10/31/2023

Organizational Unit: 100500 - Equity, Diversity & Inclusion

				Total		Total							
Job Code	Job Title	EMP	MIN		EMP	W	AA	H	A	NA	PI	2+	
1035	ADMINISTRATIVE SUPPORT COORDINATOR -12 MONTH	1	1	Male	0	0	0	0	0	0	0	0	
				Female	1	0	0	1	0	0	0	0	
3306	ADMINISTRATOR III	1	1	Male	1	0	0	0	1	0	0	0	
				Female	0	0	0	0	0	0	0	0	
Grand Total #		2	2	Male #	1	0	0	0	1	0	0	0	
Grand Total %			100.0	Male %	50.0	0.0	0.0	0.0	50.0	0.0	0.0	0.0	
				Female #	1	0	0	1	0	0	0	0	
				Female%	50.0	0.0	0.0	50.0	0.0	0.0	0.0	0.0	

(+) Indicates this job contains employees who are included from another facility.

(-) Indicates this job contains employees included in this plan's Workforce Analysis but who are excluded from the rest of this facility's Affirmative Action plan.

California State University, Los Angeles
Workforce Analysis

Snapshot Date: 10/31/2023

Organizational Unit: 102400 - Athletics Department

				Total		Total						
Job Code	Job Title	EMP	MIN		EMP	W	AA	H	A	NA	PI	2+
2379 - Athletics Department	COACHING SPECIALIST - 12 MONTH	1	1	Male	1	0	0	1	0	0	0	0
				Female	0	0	0	0	0	0	0	0
Grand Total #		1	1	Male #	1	0	0	1	0	0	0	0
Grand Total %			100.0	Male %	100.0	0.0	0.0	100.0	0.0	0.0	0.0	0.0
				Female #	0	0	0	0	0	0	0	0
				Female%	0.0	0.0	0.0	0.0	0.0	0.0	0.0	0.0

(+) Indicates this job contains employees who are included from another facility.

(-) Indicates this job contains employees included in this plan's Workforce Analysis but who are excluded from the rest of this facility's Affirmative Action plan.

California State University, Los Angeles
Workforce Analysis

Snapshot Date: 10/31/2023

Organizational Unit: 105000 - Office of the President

		Total		Total								
Job Code	Job Title	EMP	MIN		EMP	W	AA	H	A	NA	PI	2+
1176	CONFIDENTIAL ADMINISTRATIVE SUPPORT -12 MONTH	1	1	Male	0	0	0	0	0	0	0	0
				Female	1	0	0	1	0	0	0	0
3312	ADMINISTRATOR II	3	3	Male	0	0	0	0	0	0	0	0
				Female	3	0	0	1	2	0	0	0
2977	PRESIDENT	1	1	Male	1	0	0	0	1	0	0	0
				Female	0	0	0	0	0	0	0	0
Grand Total #		5	5	Male #	1	0	0	0	1	0	0	0
Grand Total %			100.0	Male %	20.0	0.0	0.0	0.0	20.0	0.0	0.0	0.0
				Female #	4	0	0	2	2	0	0	0
				Female%	80.0	0.0	0.0	40.0	40.0	0.0	0.0	0.0

(+) Indicates this job contains employees who are included from another facility.

(-) Indicates this job contains employees included in this plan's Workforce Analysis but who are excluded from the rest of this facility's Affirmative Action plan.

California State University, Los Angeles
Workforce Analysis

Snapshot Date: 10/31/2023

Organizational Unit: 105003 - Pat Brown Institute

				Total		Total						
Job Code	Job Title	EMP	MIN	EMP	W	AA	H	A	NA	PI	2+	
3312	ADMINISTRATOR II	1	1	Male	0	0	0	0	0	0	0	
				Female	1	0	0	0	1	0	0	0
Grand Total #		1	1	Male #	0	0	0	0	0	0	0	
Grand Total %			100.0	Male %	0.0	0.0	0.0	0.0	0.0	0.0	0.0	
				Female #	1	0	0	1	0	0	0	
				Female%	100.0	0.0	0.0	0.0	100.0	0.0	0.0	

(+) Indicates this job contains employees who are included from another facility.

(-) Indicates this job contains employees included in this plan's Workforce Analysis but who are excluded from the rest of this facility's Affirmative Action plan.

California State University, Los Angeles
Workforce Analysis

Snapshot Date: 10/31/2023

Organizational Unit: 105004 - Center for ESPG

				Total		Total							
Job Code	Job Title	EMP	MIN		EMP	W	AA	H	A	NA	PI	2+	
1032	ADMINISTRATIVE SUPPORT ASSISTANT -12 MONTH	1	1	Male	1	0	0	0	1	0	0	0	
				Female	0	0	0	0	0	0	0		
3079	STUDENT SERVICES PROFESSIONAL I	1	1	Male	0	0	0	0	0	0	0	0	
				Female	1	0	0	1	0	0	0	0	
1035	ADMINISTRATIVE SUPPORT COORDINATOR -12 MONTH	1	1	Male	0	0	0	0	0	0	0	0	
				Female	1	0	0	1	0	0	0	0	
3082	STUDENT SERVICES PROFESSIONAL II	1	1	Male	0	0	0	0	0	0	0	0	
				Female	1	0	0	0	1	0	0	0	
3084	STUDENT SERVICES PROFESSIONAL III	1	1	Male	0	0	0	0	0	0	0	0	
				Female	1	0	0	1	0	0	0	0	
3306	ADMINISTRATOR III	1	1	Male	0	0	0	0	0	0	0	0	
				Female	1	0	0	0	1	0	0	0	
Grand Total #		6	6	Male #	1	0	0	0	1	0	0	0	
Grand Total %			100.0	Male %	16.7	0.0	0.0	0.0	16.7	0.0	0.0	0.0	
				Female #	5	0	0	3	2	0	0	0	
				Female%	83.3	0.0	0.0	50.0	33.3	0.0	0.0	0.0	

(+) Indicates this job contains employees who are included from another facility.

(-) Indicates this job contains employees included in this plan's Workforce Analysis but who are excluded from the rest of this facility's Affirmative Action plan.

California State University, Los Angeles
Workforce Analysis

Snapshot Date: 10/31/2023

Organizational Unit: 105005 - Office of Diversity & Learning

				Total		Total							
Job Code	Job Title	EMP	MIN		EMP	W	AA	H	A	NA	PI	2+	
3306	ADMINISTRATOR III	1	1	Male	0	0	0	0	0	0	0	0	
				Female	1	0	0	1	0	0	0	0	
Grand Total #		1	1	Male #	0	0	0	0	0	0	0	0	
Grand Total %			100.0	Male %	0.0	0.0	0.0	0.0	0.0	0.0	0.0	0.0	
				Female #	1	0	0	1	0	0	0	0	
				Female%	100.0	0.0	0.0	100.0	0.0	0.0	0.0	0.0	

(+) Indicates this job contains employees who are included from another facility.

(-) Indicates this job contains employees included in this plan's Workforce Analysis but who are excluded from the rest of this facility's Affirmative Action plan.

California State University, Los Angeles
Workforce Analysis

Snapshot Date: 10/31/2023

Organizational Unit: 200100 - Vice President Academic Affrs

Job Code	Job Title	Total		Total								
		EMP	MIN		EMP	W	AA	H	A	NA	PI	2+
1170	CONFIDENTIAL OFFICE SUPPORT -12 MONTH	1	1	Male	0	0	0	0	0	0	0	0
				Female	1	0	0	0	1	0	0	0
3312	ADMINISTRATOR II	1	1	Male	1	0	0	0	1	0	0	0
				Female	0	0	0	0	0	0	0	0
3300	ADMINISTRATOR IV	3	1	Male	0	0	0	0	0	0	0	0
				Female	3	2	1	0	0	0	0	0
Grand Total #		5	3	Male #	1	0	0	0	1	0	0	0
Grand Total %			60.0	Male %	20.0	0.0	0.0	0.0	20.0	0.0	0.0	0.0
				Female #	4	2	1	0	1	0	0	0
				Female%	80.0	40.0	20.0	0.0	20.0	0.0	0.0	0.0

(+) Indicates this job contains employees who are included from another facility.

(-) Indicates this job contains employees included in this plan's Workforce Analysis but who are excluded from the rest of this facility's Affirmative Action plan.

California State University, Los Angeles
Workforce Analysis

Snapshot Date: 10/31/2023

Organizational Unit: 200105 - Institutional Research

				Total		Total							
Job Code	Job Title	EMP	MIN		EMP	W	AA	H	A	NA	PI	2+	
5681	RESEARCH TECHNICIAN II	1	1	Male	1	0	0	0	1	0	0	0	
				Female	0	0	0	0	0	0	0		
5783	ASSOCIATE, ACADEMIC AND INSTITUTIONAL STUDIES II	3	3	Male	2	0	0	0	2	0	0	0	
				Female	1	0	0	1	0	0	0		
5787	ASSOCIATE, ACADEMIC AND INSTITUTIONAL STUDIES III	1	1	Male	0	0	0	0	0	0	0	0	
				Female	1	0	0	0	1	0	0		
3312	ADMINISTRATOR II	1	1	Male	1	0	0	0	1	0	0	0	
				Female	0	0	0	0	0	0	0		
Grand Total #		6	6	Male #	4	0	0	0	4	0	0	0	
Grand Total %			100.0	Male %	66.7	0.0	0.0	0.0	66.7	0.0	0.0	0.0	
				Female #	2	0	0	1	1	0	0	0	
				Female%	33.3	0.0	0.0	16.7	16.7	0.0	0.0	0.0	

(+) Indicates this job contains employees who are included from another facility.

(-) Indicates this job contains employees included in this plan's Workforce Analysis but who are excluded from the rest of this facility's Affirmative Action plan.

California State University, Los Angeles
Workforce Analysis

Snapshot Date: 10/31/2023

Organizational Unit: 200110 - Resource Planning and Mgmt

				Total		Total							
Job Code	Job Title	EMP	MIN		EMP	W	AA	H	A	NA	PI	2+	
420	INFORMATION TECHNOLOGY CONSULTANT -12	1	1	Male	1	0	0	0	1	0	0	0	
				Female	0	0	0	0	0	0	0		
1038	ADMINISTRATIVE ANALYST/SPECIALIST -12 MONTH	1	1	Male	0	0	0	0	0	0	0	0	
				Female	1	0	0	1	0	0	0	0	
3306	ADMINISTRATOR III	1	1	Male	0	0	0	0	0	0	0	0	
				Female	1	0	0	1	0	0	0	0	
Grand Total #		3	3	Male #	1	0	0	0	1	0	0	0	
Grand Total %			100.0	Male %	33.3	0.0	0.0	0.0	33.3	0.0	0.0	0.0	
				Female #	2	0	0	2	0	0	0	0	
				Female%	66.7	0.0	0.0	66.7	0.0	0.0	0.0	0.0	

(+) Indicates this job contains employees who are included from another facility.

(-) Indicates this job contains employees included in this plan's Workforce Analysis but who are excluded from the rest of this facility's Affirmative Action plan.

California State University, Los Angeles
Workforce Analysis

Snapshot Date: 10/31/2023

Organizational Unit: 200120 - Honors College

				Total		Total							
Job Code	Job Title	EMP	MIN		EMP	W	AA	H	A	NA	PI	2+	
1032	ADMINISTRATIVE SUPPORT ASSISTANT -12 MONTH	1	1	Male	0	0	0	0	0	0	0	0	
				Female	1	0	0	1	0	0	0	0	
3084	STUDENT SERVICES PROFESSIONAL III	2	2	Male	0	0	0	0	0	0	0	0	
				Female	2	0	0	2	0	0	0	0	
3312	ADMINISTRATOR II	1	1	Male	0	0	0	0	0	0	0	0	
				Female	1	0	0	1	0	0	0	0	
Grand Total #		4	4	Male #	0	0	0	0	0	0	0	0	
Grand Total %			100.0	Male %	0.0	0.0	0.0	0.0	0.0	0.0	0.0	0.0	
				Female #	4	0	0	4	0	0	0	0	
				Female%	100.0	0.0	0.0	100.0	0.0	0.0	0.0	0.0	

(+) Indicates this job contains employees who are included from another facility.

(-) Indicates this job contains employees included in this plan's Workforce Analysis but who are excluded from the rest of this facility's Affirmative Action plan.

California State University, Los Angeles
Workforce Analysis

Snapshot Date: 10/31/2023

Organizational Unit: 200122 - Early Entrance Program

				Total		Total							
Job Code	Job Title	EMP	MIN		EMP	W	AA	H	A	NA	PI	2+	
3312	ADMINISTRATOR II	1	1	Male	0	0	0	0	0	0	0	0	
				Female	1	0	1	0	0	0	0	0	
Grand Total #		1	1	Male #	0	0	0	0	0	0	0	0	
Grand Total %			100.0	Male %	0.0	0.0	0.0	0.0	0.0	0.0	0.0	0.0	
				Female #	1	0	1	0	0	0	0	0	
				Female%	100.0	0.0	100.0	0.0	0.0	0.0	0.0	0.0	

(+) Indicates this job contains employees who are included from another facility.

(-) Indicates this job contains employees included in this plan's Workforce Analysis but who are excluded from the rest of this facility's Affirmative Action plan.

California State University, Los Angeles
Workforce Analysis

Snapshot Date: 10/31/2023

Organizational Unit: 200300 - Graduate Studies Office

				Total		Total							
Job Code	Job Title	EMP	MIN		EMP	W	AA	H	A	NA	PI	2+	
2355 - Graduate Studies Office	GRADUATE ASSISTANT	3	2	Male	2	1	0	1	0	0	0	0	
				Female	1	0	0	0	1	0	0	0	
1038	ADMINISTRATIVE ANALYST/SPECIALIST -12 MONTH	1	1	Male	0	0	0	0	0	0	0	0	
				Female	1	0	0	1	0	0	0	0	
3084	STUDENT SERVICES PROFESSIONAL III	1	1	Male	1	0	0	1	0	0	0	0	
				Female	0	0	0	0	0	0	0	0	
3300	ADMINISTRATOR IV	1	1	Male	0	0	0	0	0	0	0	0	
				Female	1	0	1	0	0	0	0	0	
Grand Total #		6	5	Male #	3	1	0	2	0	0	0	0	
Grand Total %			83.3	Male %	50.0	16.7	0.0	33.3	0.0	0.0	0.0	0.0	
				Female #	3	0	1	1	1	0	0	0	
				Female%	50.0	0.0	16.7	16.7	16.7	0.0	0.0	0.0	

(+) Indicates this job contains employees who are included from another facility.

(-) Indicates this job contains employees included in this plan's Workforce Analysis but who are excluded from the rest of this facility's Affirmative Action plan.

California State University, Los Angeles
Workforce Analysis

Snapshot Date: 10/31/2023

Organizational Unit: 200301 - Office. Resrch., Adv., & Dev.

				Total		Total						
Job Code	Job Title	EMP	MIN		EMP	W	AA	H	A	NA	PI	2+
1035	ADMINISTRATIVE SUPPORT COORDINATOR -12 MONTH	1	1	Male	0	0	0	0	0	0	0	0
				Female	1	0	0	1	0	0	0	0
1038	ADMINISTRATIVE ANALYST/SPECIALIST -12 MONTH	3	2	Male	0	0	0	0	0	0	0	0
				Female	3	1	1	1	0	0	0	0
3306	ADMINISTRATOR III	1	1	Male	1	0	0	0	1	0	0	0
				Female	0	0	0	0	0	0	0	0
3300	ADMINISTRATOR IV	1	0	Male	1	1	0	0	0	0	0	0
				Female	0	0	0	0	0	0	0	0
Grand Total #		6	4	Male #	2	1	0	0	1	0	0	0
Grand Total %			66.7	Male %	33.3	16.7	0.0	0.0	16.7	0.0	0.0	0.0
				Female #	4	1	1	2	0	0	0	0
				Female%	66.7	16.7	16.7	33.3	0.0	0.0	0.0	0.0

(+) Indicates this job contains employees who are included from another facility.

(-) Indicates this job contains employees included in this plan's Workforce Analysis but who are excluded from the rest of this facility's Affirmative Action plan.

California State University, Los Angeles
Workforce Analysis

Snapshot Date: 10/31/2023

Organizational Unit: 200302 - Animal Care

Job Code	Job Title	Total		Total								
		EMP	MIN		EMP	W	AA	H	A	NA	PI	2+
1577	INSTRUCTIONAL SUPPORT ASST I	1	1	Male	1	0	0	1	0	0	0	0
				Female	0	0	0	0	0	0	0	0
1617	INSTRUCTIONAL SUPPORT TECHNICIAN II	1	1	Male	0	0	0	0	0	0	0	0
				Female	1	0	0	1	0	0	0	0
Grand Total #		2	2	Male #	1	0	0	1	0	0	0	0
Grand Total %			100.0	Male %	50.0	0.0	0.0	50.0	0.0	0.0	0.0	0.0
				Female #	1	0	0	1	0	0	0	0
				Female%	50.0	0.0	0.0	50.0	0.0	0.0	0.0	0.0

(+) Indicates this job contains employees who are included from another facility.

(-) Indicates this job contains employees included in this plan's Workforce Analysis but who are excluded from the rest of this facility's Affirmative Action plan.

California State University, Los Angeles
Workforce Analysis

Snapshot Date: 10/31/2023

Organizational Unit: 200400 - Undergraduate Studies

				Total		Total						
Job Code	Job Title	EMP	MIN		EMP	W	AA	H	A	NA	PI	2+
1038	ADMINISTRATIVE ANALYST/SPECIALIST -12 MONTH	5	5	Male	2	0	0	1	0	0	0	1
				Female	3	0	1	0	1	0	0	1
3082	STUDENT SERVICES PROFESSIONAL II	1	1	Male	1	0	0	1	0	0	0	0
				Female	0	0	0	0	0	0	0	0
3312	ADMINISTRATOR II	1	1	Male	0	0	0	0	0	0	0	0
				Female	1	0	0	1	0	0	0	0
3306	ADMINISTRATOR III	1	1	Male	0	0	0	0	0	0	0	0
				Female	1	0	0	1	0	0	0	0
3300	ADMINISTRATOR IV	1	0	Male	0	0	0	0	0	0	0	0
				Female	1	1	0	0	0	0	0	0
Grand Total #		9	8	Male #	3	0	0	2	0	0	0	1
Grand Total %			88.9	Male %	33.3	0.0	0.0	22.2	0.0	0.0	0.0	11.1
				Female #	6	1	1	2	1	0	0	1
				Female%	66.7	11.1	11.1	22.2	11.1	0.0	0.0	11.1

(+) Indicates this job contains employees who are included from another facility.

(-) Indicates this job contains employees included in this plan's Workforce Analysis but who are excluded from the rest of this facility's Affirmative Action plan.

California State University, Los Angeles
Workforce Analysis

Snapshot Date: 10/31/2023

Organizational Unit: 200410 - Academic Advisement Center-ULS

				Total		Total							
Job Code	Job Title	EMP	MIN		EMP	W	AA	H	A	NA	PI	2+	
1032	ADMINISTRATIVE SUPPORT ASSISTANT -12 MONTH	1	1	Male	0	0	0	0	0	0	0	0	
				Female	1	0	0	0	1	0	0	0	
3082	STUDENT SERVICES PROFESSIONAL II	5	5	Male	0	0	0	0	0	0	0	0	
				Female	5	0	0	4	1	0	0	0	
3084	STUDENT SERVICES PROFESSIONAL III	2	2	Male	2	0	0	2	0	0	0	0	
				Female	0	0	0	0	0	0	0	0	
3312	ADMINISTRATOR II	1	0	Male	1	1	0	0	0	0	0	0	
				Female	0	0	0	0	0	0	0	0	
Grand Total #		9	8	Male #	3	1	0	2	0	0	0	0	
Grand Total %			88.9	Male %	33.3	11.1	0.0	22.2	0.0	0.0	0.0	0.0	
				Female #	6	0	0	4	2	0	0	0	
				Female%	66.7	0.0	0.0	44.4	22.2	0.0	0.0	0.0	

(+) Indicates this job contains employees who are included from another facility.

(-) Indicates this job contains employees included in this plan's Workforce Analysis but who are excluded from the rest of this facility's Affirmative Action plan.

California State University, Los Angeles
Workforce Analysis

Snapshot Date: 10/31/2023

Organizational Unit: 200413 - Early Academic Preparation

				Total		Total							
Job Code	Job Title	EMP	MIN		EMP	W	AA	H	A	NA	PI	2+	
1035	ADMINISTRATIVE SUPPORT COORDINATOR -12 MONTH	2	2	Male	0	0	0	0	0	0	0	0	
				Female	2	0	0	2	0	0	0	0	
3082	STUDENT SERVICES PROFESSIONAL II	1	1	Male	1	0	0	1	0	0	0	0	
				Female	0	0	0	0	0	0	0	0	
3084	STUDENT SERVICES PROFESSIONAL III	3	3	Male	1	0	0	1	0	0	0	0	
				Female	2	0	0	2	0	0	0	0	
3312	ADMINISTRATOR II	1	1	Male	0	0	0	0	0	0	0	0	
				Female	1	0	0	1	0	0	0	0	
Grand Total #		7	7	Male #	2	0	0	2	0	0	0	0	
Grand Total %			100.0	Male %	28.6	0.0	0.0	28.6	0.0	0.0	0.0	0.0	
				Female #	5	0	0	5	0	0	0	0	
				Female%	71.4	0.0	0.0	71.4	0.0	0.0	0.0	0.0	

(+) Indicates this job contains employees who are included from another facility.

(-) Indicates this job contains employees included in this plan's Workforce Analysis but who are excluded from the rest of this facility's Affirmative Action plan.

California State University, Los Angeles
Workforce Analysis

Snapshot Date: 10/31/2023

Organizational Unit: 200425 - University Writing Center-ULS

				Total		Total						
Job Code	Job Title	EMP	MIN		EMP	W	AA	H	A	NA	PI	2+
1035	ADMINISTRATIVE SUPPORT COORDINATOR -12 MONTH	2	2	Male	0	0	0	0	0	0	0	0
				Female	2	0	0	2	0	0	0	0
3084	STUDENT SERVICES PROFESSIONAL III	2	2	Male	2	0	0	1	1	0	0	0
				Female	0	0	0	0	0	0	0	0
3312	ADMINISTRATOR II	1	1	Male	0	0	0	0	0	0	0	0
				Female	1	0	0	1	0	0	0	0
Grand Total #		5	5	Male #	2	0	0	1	1	0	0	0
Grand Total %			100.0	Male %	40.0	0.0	0.0	20.0	20.0	0.0	0.0	0.0
				Female #	3	0	0	3	0	0	0	0
				Female%	60.0	0.0	0.0	60.0	0.0	0.0	0.0	0.0

(+) Indicates this job contains employees who are included from another facility.

(-) Indicates this job contains employees included in this plan's Workforce Analysis but who are excluded from the rest of this facility's Affirmative Action plan.

California State University, Los Angeles
Workforce Analysis

Snapshot Date: 10/31/2023

Organizational Unit: 200500 - Academic Senate

				Total		Total							
Job Code	Job Title	EMP	MIN		EMP	W	AA	H	A	NA	PI	2+	
1035	ADMINISTRATIVE SUPPORT COORDINATOR -12 MONTH	1	1	Male	0	0	0	0	0	0	0	0	
				Female	1	0	0	1	0	0	0	0	
1036	ADMINISTRATIVE ANALYST/SPECIALIST -10/12	1	1	Male	0	0	0	0	0	0	0	0	
				Female	1	0	1	0	0	0	0	0	
Grand Total #		2	2	Male #	0	0	0	0	0	0	0	0	
Grand Total %			100.0	Male %	0.0	0.0	0.0	0.0	0.0	0.0	0.0	0.0	
				Female #	2	0	1	1	0	0	0	0	
				Female%	100.0	0.0	50.0	50.0	0.0	0.0	0.0	0.0	

(+) Indicates this job contains employees who are included from another facility.

(-) Indicates this job contains employees included in this plan's Workforce Analysis but who are excluded from the rest of this facility's Affirmative Action plan.

California State University, Los Angeles
Workforce Analysis

Snapshot Date: 10/31/2023

Organizational Unit: 200514 - AA Faculty Affairs

				Total		Total						
Job Code	Job Title	EMP	MIN		EMP	W	AA	H	A	NA	PI	2+
1032	ADMINISTRATIVE SUPPORT ASSISTANT -12 MONTH	1	1	Male	0	0	0	0	0	0	0	0
				Female	1	0	0	1	0	0	0	0
3312	ADMINISTRATOR II	1	1	Male	0	0	0	0	0	0	0	0
				Female	1	0	0	1	0	0	0	0
3300	ADMINISTRATOR IV	1	0	Male	0	0	0	0	0	0	0	0
				Female	1	1	0	0	0	0	0	0
Grand Total #		3	2	Male #	0	0	0	0	0	0	0	0
Grand Total %			66.7	Male %	0.0	0.0	0.0	0.0	0.0	0.0	0.0	0.0
				Female #	3	1	0	2	0	0	0	0
				Female%	100.0	33.3	0.0	66.7	0.0	0.0	0.0	0.0

(+) Indicates this job contains employees who are included from another facility.

(-) Indicates this job contains employees included in this plan's Workforce Analysis but who are excluded from the rest of this facility's Affirmative Action plan.

California State University, Los Angeles
Workforce Analysis

Snapshot Date: 10/31/2023

Organizational Unit: 200516 - CETL

				Total		Total						
Job Code	Job Title	EMP	MIN	EMP		W	AA	H	A	NA	PI	2+
420	INFORMATION TECHNOLOGY CONSULTANT -12	5	3	Male	4	2	0	1	1	0	0	0
				Female	1	0	1	0	0	0	0	0
3312	ADMINISTRATOR II	1	1	Male	1	0	0	1	0	0	0	0
				Female	0	0	0	0	0	0	0	0
3306	ADMINISTRATOR III	1	0	Male	0	0	0	0	0	0	0	0
				Female	1	1	0	0	0	0	0	0
Grand Total #		7	4	Male #	5	2	0	2	1	0	0	0
Grand Total %			57.1	Male %	71.4	28.6	0.0	28.6	14.3	0.0	0.0	0.0
				Female #	2	1	1	0	0	0	0	0
				Female%	28.6	14.3	14.3	0.0	0.0	0.0	0.0	0.0

(+) Indicates this job contains employees who are included from another facility.

(-) Indicates this job contains employees included in this plan's Workforce Analysis but who are excluded from the rest of this facility's Affirmative Action plan.

California State University, Los Angeles
Workforce Analysis

Snapshot Date: 10/31/2023

Organizational Unit: 200700 - University Library

Job Code	Job Title	Total			Total							
		EMP	MIN		EMP	W	AA	H	A	NA	PI	2+
8820	COMMUNITY SERVICE SPECIALIST -12 MONTH	2	2	Male	2	0	0	1	1	0	0	0
				Female	0	0	0	0	0	0	0	0
2888	LIBRARY SERVICES SPECIALIST III	8	6	Male	3	1	0	1	0	0	1	0
				Female	5	1	0	3	1	0	0	0
1741	ACCOUNTING TECHNICIAN II	1	1	Male	0	0	0	0	0	0	0	0
				Female	1	0	0	0	1	0	0	0
2887	LIBRARY SERVICES SPECIALIST II	1	1	Male	1	0	0	0	1	0	0	0
				Female	0	0	0	0	0	0	0	0
1740	ACCOUNTING TECHNICIAN III	1	1	Male	0	0	0	0	0	0	0	0
				Female	1	0	0	0	1	0	0	0
2919	LIBRARIAN - 10 MONTH	1	0	Male	0	0	0	0	0	0	0	0
				Female	1	1	0	0	0	0	0	0
1038	ADMINISTRATIVE ANALYST/SPECIALIST -12 MONTH	2	2	Male	0	0	0	0	0	0	0	0
				Female	2	0	0	0	2	0	0	0
800	PUBLIC AFFAIRS/COMMUNICATION SPECIALIST -12 MONTH	1	0	Male	0	0	0	0	0	0	0	0
				Female	1	1	0	0	0	0	0	0
420	INFORMATION TECHNOLOGY CONSULTANT -12	3	2	Male	2	1	0	1	0	0	0	0
				Female	1	0	0	1	0	0	0	0
2920	LIBRARIAN - 12 MONTH	14	9	Male	2	2	0	0	0	0	0	0
				Female	12	3	1	4	4	0	0	0
3312	ADMINISTRATOR II	1	0	Male	1	1	0	0	0	0	0	0
				Female	0	0	0	0	0	0	0	0
3306	ADMINISTRATOR III	1	1	Male	0	0	0	0	0	0	0	0
				Female	1	0	1	0	0	0	0	0
3300	ADMINISTRATOR IV	1	1	Male	1	0	0	1	0	0	0	0
				Female	0	0	0	0	0	0	0	0

(+) Indicates this job contains employees who are included from another facility.

(-) Indicates this job contains employees included in this plan's Workforce Analysis but who are excluded from the rest of this facility's Affirmative Action plan.

California State University, Los Angeles
Workforce Analysis

Snapshot Date: 10/31/2023

Organizational Unit: 200700 - University Library

Job Code	Job Title	Total		Total								
		EMP	MIN	EMP	W	AA	H	A	NA	PI	2+	
	Grand Total #	37	26	Male #	12	5	0	4	2	0	1	0
	Grand Total %		70.3	Male %	32.4	13.5	0.0	10.8	5.4	0.0	2.7	0.0
				Female #	25	6	2	8	9	0	0	0
				Female%	67.6	16.2	5.4	21.6	24.3	0.0	0.0	0.0

(+) Indicates this job contains employees who are included from another facility.

(-) Indicates this job contains employees included in this plan's Workforce Analysis but who are excluded from the rest of this facility's Affirmative Action plan.

California State University, Los Angeles
Workforce Analysis

Snapshot Date: 10/31/2023

Organizational Unit: 201000 - Arts and Letters - Dean

Job Code	Job Title	Total		Total								
		EMP	MIN		EMP	W	AA	H	A	NA	PI	2+
1035	ADMINISTRATIVE SUPPORT COORDINATOR -12 MONTH	2	2	Male	0	0	0	0	0	0	0	0
				Female	2	0	0	2	0	0	0	0
1038	ADMINISTRATIVE ANALYST/SPECIALIST -12 MONTH	3	3	Male	0	0	0	0	0	0	0	0
				Female	3	0	0	3	0	0	0	0
3082	STUDENT SERVICES PROFESSIONAL II	3	2	Male	2	1	0	1	0	0	0	0
				Female	1	0	0	1	0	0	0	0
800	PUBLIC AFFAIRS/COMMUNICATION SPECIALIST -12 MONTH	1	1	Male	0	0	0	0	0	0	0	0
				Female	1	0	0	0	1	0	0	0
3084	STUDENT SERVICES PROFESSIONAL III	1	1	Male	0	0	0	0	0	0	0	0
				Female	1	0	0	1	0	0	0	0
420	INFORMATION TECHNOLOGY CONSULTANT -12	2	1	Male	2	1	0	0	1	0	0	0
				Female	0	0	0	0	0	0	0	0
7013	EQUIPMENT TECHNICIAN II, ELECTRONIC	2	1	Male	2	1	0	1	0	0	0	0
				Female	0	0	0	0	0	0	0	0
2358 - Arts and Letters - Dean	LECTURER - ACADEMIC YEAR	2	1	Male	1	0	0	1	0	0	0	0
				Female	1	1	0	0	0	0	0	0
840	PERFORMING ARTS TECHNICIAN -12 MONTH	1	0	Male	1	1	0	0	0	0	0	0
				Female	0	0	0	0	0	0	0	0
7023	EQUIPMENT TECHNICIAN III, ELECTRONIC	1	0	Male	0	0	0	0	0	0	0	0
				Female	1	1	0	0	0	0	0	0
3312	ADMINISTRATOR II	2	2	Male	0	0	0	0	0	0	0	0
				Female	2	0	1	1	0	0	0	0
3306	ADMINISTRATOR III	1	0	Male	0	0	0	0	0	0	0	0
				Female	1	1	0	0	0	0	0	0
3300	ADMINISTRATOR IV	1	1	Male	1	0	0	1	0	0	0	0
				Female	0	0	0	0	0	0	0	0

(+) Indicates this job contains employees who are included from another facility.

(-) Indicates this job contains employees included in this plan's Workforce Analysis but who are excluded from the rest of this facility's Affirmative Action plan.

California State University, Los Angeles
Workforce Analysis

Snapshot Date: 10/31/2023

Organizational Unit: 201000 - Arts and Letters - Dean

Job Code	Job Title	Total		Total								
		EMP	MIN	EMP	W	AA	H	A	NA	PI	2+	
	Grand Total #	22	15	Male #	9	4	0	4	1	0	0	0
	Grand Total %		68.2	Male %	40.9	18.2	0.0	18.2	4.5	0.0	0.0	0.0
				Female #	13	3	1	8	1	0	0	0
				Female%	59.1	13.6	4.5	36.4	4.5	0.0	0.0	0.0

(+) Indicates this job contains employees who are included from another facility.

(-) Indicates this job contains employees included in this plan's Workforce Analysis but who are excluded from the rest of this facility's Affirmative Action plan.

California State University, Los Angeles
Workforce Analysis

Snapshot Date: 10/31/2023

Organizational Unit: 201010 - Art

				Total		Total						
Job Code	Job Title	EMP	MIN		EMP	W	AA	H	A	NA	PI	2+
2355 - Art	GRADUATE ASSISTANT	3	3	Male	1	0	0	1	0	0	0	0
				Female	2	0	1	1	0	0	0	0
2354 - Art	TEACHING ASSOCIATE - ACADEMIC YEAR	2	2	Male	2	0	0	1	0	1	0	0
				Female	0	0	0	0	0	0	0	0
1615	INSTRUCTIONAL SUPPORT TECHNICIAN I	2	1	Male	2	1	1	0	0	0	0	0
				Female	0	0	0	0	0	0	0	0
1035	ADMINISTRATIVE SUPPORT COORDINATOR -12 MONTH	1	1	Male	0	0	0	0	0	0	0	0
				Female	1	0	0	1	0	0	0	0
2358 - Art	LECTURER - ACADEMIC YEAR	42	19	Male	18	9	0	7	2	0	0	0
				Female	24	14	1	7	1	0	0	1
2360 - Art	INSTRUCTIONAL FACULTY - ACADEMIC YEAR	15	6	Male	9	5	1	2	0	0	1	0
				Female	6	4	0	0	2	0	0	0
2361 - Art	INSTRUCTIONAL FACULTY - 12 MONTH	1	1	Male	0	0	0	0	0	0	0	0
				Female	1	0	0	0	1	0	0	0
Grand Total #		66	33	Male #	32	15	2	11	2	1	1	0
Grand Total %			50.0	Male %	48.5	22.7	3.0	16.7	3.0	1.5	1.5	0.0
				Female #	34	18	2	9	4	0	0	1
				Female%	51.5	27.3	3.0	13.6	6.1	0.0	0.0	1.5

(+) Indicates this job contains employees who are included from another facility.

(-) Indicates this job contains employees included in this plan's Workforce Analysis but who are excluded from the rest of this facility's Affirmative Action plan.

California State University, Los Angeles
Workforce Analysis

Snapshot Date: 10/31/2023

Organizational Unit: 201015 - Communication Studies

				Total		Total						
Job Code	Job Title	EMP	MIN		EMP	W	AA	H	A	NA	PI	2+
2355 - Communication Studies	GRADUATE ASSISTANT	1	1	Male	0	0	0	0	0	0	0	0
				Female	1	0	0	1	0	0	0	0
2354 - Communication Studies	TEACHING ASSOCIATE - ACADEMIC YEAR	8	6	Male	3	0	1	1	1	0	0	0
				Female	5	2	0	2	0	0	0	1
1035	ADMINISTRATIVE SUPPORT COORDINATOR -12 MONTH	1	1	Male	0	0	0	0	0	0	0	0
				Female	1	0	0	0	1	0	0	0
2358 - Communication Studies	LECTURER - ACADEMIC YEAR	21	16	Male	10	3	0	5	1	1	0	0
				Female	11	2	1	3	4	0	0	1
2360 - Communication Studies	INSTRUCTIONAL FACULTY - ACADEMIC YEAR	11	6	Male	6	2	0	1	3	0	0	0
				Female	5	3	1	0	1	0	0	0
2481 - Communication Studies	DEPARTMENT CHAIR - 12 MONTH	1	0	Male	1	1	0	0	0	0	0	0
				Female	0	0	0	0	0	0	0	0
Grand Total #		43	30	Male #	20	6	1	7	5	1	0	0
Grand Total %			69.8	Male %	46.5	14.0	2.3	16.3	11.6	2.3	0.0	0.0
				Female #	23	7	2	6	6	0	0	2
				Female%	53.5	16.3	4.7	14.0	14.0	0.0	0.0	4.7

(+) Indicates this job contains employees who are included from another facility.

(-) Indicates this job contains employees included in this plan's Workforce Analysis but who are excluded from the rest of this facility's Affirmative Action plan.

California State University, Los Angeles
Workforce Analysis

Snapshot Date: 10/31/2023

Organizational Unit: 201020 - English

				Total		Total						
Job Code	Job Title	EMP	MIN		EMP	W	AA	H	A	NA	PI	2+
2355 - English	GRADUATE ASSISTANT	2	2	Male	1	0	0	1	0	0	0	0
				Female	1	0	0	1	0	0	0	0
2354 - English	TEACHING ASSOCIATE - ACADEMIC YEAR	7	5	Male	3	2	0	1	0	0	0	0
				Female	4	0	0	4	0	0	0	0
1032	ADMINISTRATIVE SUPPORT ASSISTANT -12 MONTH	1	1	Male	0	0	0	0	0	0	0	0
				Female	1	0	0	1	0	0	0	0
1035	ADMINISTRATIVE SUPPORT COORDINATOR -12 MONTH	1	1	Male	0	0	0	0	0	0	0	0
				Female	1	0	0	1	0	0	0	0
2358 - English	LECTURER - ACADEMIC YEAR	39	21	Male	17	4	0	6	5	0	0	2
				Female	22	14	1	4	3	0	0	0
2360 - English	INSTRUCTIONAL FACULTY - ACADEMIC YEAR	13	6	Male	8	4	0	2	2	0	0	0
				Female	5	3	1	1	0	0	0	0
2361 - English	INSTRUCTIONAL FACULTY - 12 MONTH	1	1	Male	0	0	0	0	0	0	0	0
				Female	1	0	0	1	0	0	0	0
2481 - English	DEPARTMENT CHAIR - 12 MONTH	1	0	Male	0	0	0	0	0	0	0	0
				Female	1	1	0	0	0	0	0	0
Grand Total #		65	37	Male #	29	10	0	10	7	0	0	2
Grand Total %			56.9	Male %	44.6	15.4	0.0	15.4	10.8	0.0	0.0	3.1
				Female #	36	18	2	13	3	0	0	0
				Female%	55.4	27.7	3.1	20.0	4.6	0.0	0.0	0.0

(+) Indicates this job contains employees who are included from another facility.

(-) Indicates this job contains employees included in this plan's Workforce Analysis but who are excluded from the rest of this facility's Affirmative Action plan.

California State University, Los Angeles
Workforce Analysis

Snapshot Date: 10/31/2023

Organizational Unit: 201025 - Liberal Studies

				Total		Total							
Job Code	Job Title	EMP	MIN		EMP	W	AA	H	A	NA	PI	2+	
2355 - Liberal Studies	GRADUATE ASSISTANT	1	1	Male	0	0	0	0	0	0	0	0	
				Female	1	0	0	1	0	0	0	0	
1035	ADMINISTRATIVE SUPPORT COORDINATOR -12 MONTH	1	1	Male	0	0	0	0	0	0	0	0	
				Female	1	0	0	1	0	0	0	0	
2358 - Liberal Studies	LECTURER - ACADEMIC YEAR	7	3	Male	3	2	0	1	0	0	0	0	
				Female	4	2	0	2	0	0	0	0	
2360 - Liberal Studies	INSTRUCTIONAL FACULTY - ACADEMIC YEAR	3	2	Male	2	1	0	1	0	0	0	0	
				Female	1	0	0	1	0	0	0	0	
2481 - Liberal Studies	DEPARTMENT CHAIR - 12 MONTH	1	0	Male	1	1	0	0	0	0	0	0	
				Female	0	0	0	0	0	0	0	0	
Grand Total #		13	7	Male #	6	4	0	2	0	0	0	0	
Grand Total %			53.8	Male %	46.2	30.8	0.0	15.4	0.0	0.0	0.0	0.0	
				Female #	7	2	0	5	0	0	0	0	
				Female%	53.8	15.4	0.0	38.5	0.0	0.0	0.0	0.0	

(+) Indicates this job contains employees who are included from another facility.

(-) Indicates this job contains employees included in this plan's Workforce Analysis but who are excluded from the rest of this facility's Affirmative Action plan.

California State University, Los Angeles
Workforce Analysis

Snapshot Date: 10/31/2023

Organizational Unit: 201030 - Modern Languages & Literatures

				Total		Total						
Job Code	Job Title	EMP	MIN		EMP	W	AA	H	A	NA	PI	2+
2354 - Modern Languages & Literatures	TEACHING ASSOCIATE - ACADEMIC YEAR	1	1	Male	0	0	0	0	0	0	0	0
				Female	1	0	0	1	0	0	0	0
1035	ADMINISTRATIVE SUPPORT COORDINATOR -12 MONTH	1	1	Male	1	0	0	0	1	0	0	0
				Female	0	0	0	0	0	0	0	0
2358 - Modern Languages & Literatures	LECTURER - ACADEMIC YEAR	5	4	Male	2	1	0	0	0	0	0	1
				Female	3	0	0	0	3	0	0	0
2360 - Modern Languages & Literatures	INSTRUCTIONAL FACULTY - ACADEMIC YEAR	9	6	Male	4	0	0	3	1	0	0	0
				Female	5	3	0	1	1	0	0	0
2481 - Modern Languages & Literatures	DEPARTMENT CHAIR - 12 MONTH	1	1	Male	1	0	0	0	1	0	0	0
				Female	0	0	0	0	0	0	0	0
Grand Total #		17	13	Male #	8	1	0	3	3	0	0	1
Grand Total %			76.5	Male %	47.1	5.9	0.0	17.6	17.6	0.0	0.0	5.9
				Female #	9	3	0	2	4	0	0	0
				Female%	52.9	17.6	0.0	11.8	23.5	0.0	0.0	0.0

(+) Indicates this job contains employees who are included from another facility.

(-) Indicates this job contains employees included in this plan's Workforce Analysis but who are excluded from the rest of this facility's Affirmative Action plan.

California State University, Los Angeles
Workforce Analysis

Snapshot Date: 10/31/2023

Organizational Unit: 201035 - Music

				Total		Total						
Job Code	Job Title	EMP	MIN		EMP	W	AA	H	A	NA	PI	2+
2355 - Music	GRADUATE ASSISTANT	1	1	Male	1	0	0	1	0	0	0	0
				Female	0	0	0	0	0	0	0	0
2866	ACCOMPANIST II	1	1	Male	0	0	0	0	0	0	0	0
				Female	1	0	0	0	1	0	0	0
1035	ADMINISTRATIVE SUPPORT COORDINATOR -12 MONTH	1	1	Male	0	0	0	0	0	0	0	0
				Female	1	0	0	1	0	0	0	0
1615	INSTRUCTIONAL SUPPORT TECHNICIAN I	1	1	Male	1	0	0	1	0	0	0	0
				Female	0	0	0	0	0	0	0	0
2358 - Music	LECTURER - ACADEMIC YEAR	23	6	Male	14	11	0	3	0	0	0	0
				Female	9	6	0	2	1	0	0	0
2360 - Music	INSTRUCTIONAL FACULTY - ACADEMIC YEAR	14	5	Male	11	7	1	3	0	0	0	0
				Female	3	2	0	0	0	0	0	1
2481 - Music	DEPARTMENT CHAIR - 12 MONTH	1	1	Male	0	0	0	0	0	0	0	0
				Female	1	0	0	1	0	0	0	0
Grand Total #		42	16	Male #	27	18	1	8	0	0	0	0
Grand Total %			38.1	Male %	64.3	42.9	2.4	19.0	0.0	0.0	0.0	0.0
				Female #	15	8	0	4	2	0	0	1
				Female%	35.7	19.0	0.0	9.5	4.8	0.0	0.0	2.4

(+) Indicates this job contains employees who are included from another facility.

(-) Indicates this job contains employees included in this plan's Workforce Analysis but who are excluded from the rest of this facility's Affirmative Action plan.

California State University, Los Angeles
Workforce Analysis

Snapshot Date: 10/31/2023

Organizational Unit: 201040 - Philosophy

				Total		Total							
Job Code	Job Title	EMP	MIN		EMP	W	AA	H	A	NA	PI	2+	
2355 - Philosophy	GRADUATE ASSISTANT	1	1	Male	0	0	0	0	0	0	0	0	
				Female	1	0	0	1	0	0	0	0	
2354 - Philosophy	TEACHING ASSOCIATE - ACADEMIC YEAR	2	0	Male	1	1	0	0	0	0	0	0	
				Female	1	1	0	0	0	0	0	0	
1035	ADMINISTRATIVE SUPPORT COORDINATOR -12 MONTH	1	1	Male	1	0	0	0	0	0	0	1	
				Female	0	0	0	0	0	0	0	0	
2358 - Philosophy	LECTURER - ACADEMIC YEAR	7	0	Male	6	6	0	0	0	0	0	0	
				Female	1	1	0	0	0	0	0	0	
2360 - Philosophy	INSTRUCTIONAL FACULTY - ACADEMIC YEAR	6	4	Male	4	0	0	1	3	0	0	0	
				Female	2	2	0	0	0	0	0	0	
2481 - Philosophy	DEPARTMENT CHAIR - 12 MONTH	1	0	Male	1	1	0	0	0	0	0	0	
				Female	0	0	0	0	0	0	0	0	
Grand Total #		18	6	Male #	13	8	0	1	3	0	0	1	
Grand Total %			33.3	Male %	72.2	44.4	0.0	5.6	16.7	0.0	0.0	5.6	
				Female #	5	4	0	1	0	0	0	0	
				Female%	27.8	22.2	0.0	5.6	0.0	0.0	0.0	0.0	

(+) Indicates this job contains employees who are included from another facility.

(-) Indicates this job contains employees included in this plan's Workforce Analysis but who are excluded from the rest of this facility's Affirmative Action plan.

California State University, Los Angeles
Workforce Analysis

Snapshot Date: 10/31/2023

Organizational Unit: 201045 - Theatre Arts and Dance

				Total		Total						
Job Code	Job Title	EMP	MIN		EMP	W	AA	H	A	NA	PI	2+
2355 - Theatre Arts and Dance	GRADUATE ASSISTANT	3	1	Male	0	0	0	0	0	0	0	0
				Female	3	2	0	1	0	0	0	0
2354 - Theatre Arts and Dance	TEACHING ASSOCIATE - ACADEMIC YEAR	3	3	Male	1	0	0	0	1	0	0	0
				Female	2	0	0	2	0	0	0	0
1035	ADMINISTRATIVE SUPPORT COORDINATOR -12 MONTH	1	0	Male	0	0	0	0	0	0	0	0
				Female	1	1	0	0	0	0	0	0
2358 - Theatre Arts and Dance	LECTURER - ACADEMIC YEAR	9	4	Male	0	0	0	0	0	0	0	0
				Female	9	5	1	2	0	1	0	0
840	PERFORMING ARTS TECHNICIAN -12 MONTH	1	0	Male	1	1	0	0	0	0	0	0
				Female	0	0	0	0	0	0	0	0
2360 - Theatre Arts and Dance	INSTRUCTIONAL FACULTY - ACADEMIC YEAR	8	3	Male	5	3	0	2	0	0	0	0
				Female	3	2	0	0	0	1	0	0
2481 - Theatre Arts and Dance	DEPARTMENT CHAIR - 12 MONTH	1	0	Male	0	0	0	0	0	0	0	0
				Female	1	1	0	0	0	0	0	0
Grand Total #		26	11	Male #	7	4	0	2	1	0	0	0
Grand Total %			42.3	Male %	26.9	15.4	0.0	7.7	3.8	0.0	0.0	0.0
				Female #	19	11	1	5	0	2	0	0
				Female%	73.1	42.3	3.8	19.2	0.0	7.7	0.0	0.0

(+) Indicates this job contains employees who are included from another facility.

(-) Indicates this job contains employees included in this plan's Workforce Analysis but who are excluded from the rest of this facility's Affirmative Action plan.

California State University, Los Angeles
Workforce Analysis

Snapshot Date: 10/31/2023

Organizational Unit: 201055 - TVFM

				Total		Total						
Job Code	Job Title	EMP	MIN		EMP	W	AA	H	A	NA	PI	2+
2355 - TVFM	GRADUATE ASSISTANT	3	3	Male	1	0	0	1	0	0	0	0
				Female	2	0	0	2	0	0	0	0
2354 - TVFM	TEACHING ASSOCIATE - ACADEMIC YEAR	3	0	Male	3	3	0	0	0	0	0	0
				Female	0	0	0	0	0	0	0	0
1035	ADMINISTRATIVE SUPPORT COORDINATOR -12 MONTH	1	1	Male	0	0	0	0	0	0	0	0
				Female	1	0	0	0	1	0	0	0
1617	INSTRUCTIONAL SUPPORT TECHNICIAN II	1	1	Male	1	0	0	1	0	0	0	0
				Female	0	0	0	0	0	0	0	0
2358 - TVFM	LECTURER - ACADEMIC YEAR	22	14	Male	14	6	0	5	3	0	0	0
				Female	8	2	3	2	0	0	0	1
850	BROADCAST ENGINEER -12 MONTH	1	0	Male	1	1	0	0	0	0	0	0
				Female	0	0	0	0	0	0	0	0
2360 - TVFM	INSTRUCTIONAL FACULTY - ACADEMIC YEAR	11	5	Male	3	1	1	1	0	0	0	0
				Female	8	5	0	2	1	0	0	0
2481 - TVFM	DEPARTMENT CHAIR - 12 MONTH	1	0	Male	0	0	0	0	0	0	0	0
				Female	1	1	0	0	0	0	0	0
Grand Total #		43	24	Male #	23	11	1	8	3	0	0	0
Grand Total %			55.8	Male %	53.5	25.6	2.3	18.6	7.0	0.0	0.0	0.0
				Female #	20	8	3	6	2	0	0	1
				Female%	46.5	18.6	7.0	14.0	4.7	0.0	0.0	2.3

(+) Indicates this job contains employees who are included from another facility.

(-) Indicates this job contains employees included in this plan's Workforce Analysis but who are excluded from the rest of this facility's Affirmative Action plan.

California State University, Los Angeles
Workforce Analysis

Snapshot Date: 10/31/2023

Organizational Unit: 201075 - Women Genders and Sexualities

		Total		Total								
Job Code	Job Title	EMP	MIN		EMP	W	AA	H	A	NA	PI	2+
2358 - Women Genders and Sexualities	LECTURER - ACADEMIC YEAR	10	7	Male	1	1	0	0	0	0	0	0
				Female	9	2	1	4	2	0	0	0
2360 - Women Genders and Sexualities	INSTRUCTIONAL FACULTY - ACADEMIC YEAR	3	3	Male	1	0	1	0	0	0	0	0
				Female	2	0	0	1	1	0	0	0
2481 - Women Genders and Sexualities	DEPARTMENT CHAIR - 12 MONTH	1	1	Male	0	0	0	0	0	0	0	0
				Female	1	0	0	1	0	0	0	0
Grand Total #		14	11	Male #	2	1	1	0	0	0	0	0
Grand Total %			78.6	Male %	14.3	7.1	7.1	0.0	0.0	0.0	0.0	0.0
				Female #	12	2	1	6	3	0	0	0
				Female%	85.7	14.3	7.1	42.9	21.4	0.0	0.0	0.0

(+) Indicates this job contains employees who are included from another facility.

(-) Indicates this job contains employees included in this plan's Workforce Analysis but who are excluded from the rest of this facility's Affirmative Action plan.

California State University, Los Angeles
Workforce Analysis

Snapshot Date: 10/31/2023

Organizational Unit: 201200 - Business and Economics - Dean

				Total		Total						
Job Code	Job Title	EMP	MIN		EMP	W	AA	H	A	NA	PI	2+
1035	ADMINISTRATIVE SUPPORT COORDINATOR -12 MONTH	2	2	Male	0	0	0	0	0	0	0	0
				Female	2	0	1	1	0	0	0	0
2358 - Business and Economics - Dean	LECTURER - ACADEMIC YEAR	4	3	Male	2	0	0	1	1	0	0	0
				Female	2	1	0	0	1	0	0	0
3082	STUDENT SERVICES PROFESSIONAL II	4	4	Male	1	0	0	0	1	0	0	0
				Female	3	0	1	1	1	0	0	0
1038	ADMINISTRATIVE ANALYST/SPECIALIST -12 MONTH	1	1	Male	0	0	0	0	0	0	0	0
				Female	1	0	0	1	0	0	0	0
3312	ADMINISTRATOR II	1	1	Male	0	0	0	0	0	0	0	0
				Female	1	0	0	0	1	0	0	0
3306	ADMINISTRATOR III	1	1	Male	1	0	0	1	0	0	0	0
				Female	0	0	0	0	0	0	0	0
Grand Total #		13	12	Male #	4	0	0	2	2	0	0	0
Grand Total %			92.3	Male %	30.8	0.0	0.0	15.4	15.4	0.0	0.0	0.0
				Female #	9	1	2	3	3	0	0	0
				Female%	69.2	7.7	15.4	23.1	23.1	0.0	0.0	0.0

(+) Indicates this job contains employees who are included from another facility.

(-) Indicates this job contains employees included in this plan's Workforce Analysis but who are excluded from the rest of this facility's Affirmative Action plan.

California State University, Los Angeles
Workforce Analysis

Snapshot Date: 10/31/2023

Organizational Unit: 201201 - Grad Bus Prof Fee

				Total		Total						
Job Code	Job Title	EMP	MIN		EMP	W	AA	H	A	NA	PI	2+
3082	STUDENT SERVICES PROFESSIONAL II	2	2	Male	0	0	0	0	0	0	0	0
				Female	2	0	0	2	0	0	0	0
3084	STUDENT SERVICES PROFESSIONAL III	1	1	Male	0	0	0	0	0	0	0	0
				Female	1	0	0	0	1	0	0	0
Grand Total #		3	3	Male #	0	0	0	0	0	0	0	0
Grand Total %			100.0	Male %	0.0	0.0	0.0	0.0	0.0	0.0	0.0	0.0
				Female #	3	0	0	2	1	0	0	0
				Female%	100.0	0.0	0.0	66.7	33.3	0.0	0.0	0.0

(+) Indicates this job contains employees who are included from another facility.

(-) Indicates this job contains employees included in this plan's Workforce Analysis but who are excluded from the rest of this facility's Affirmative Action plan.

California State University, Los Angeles
Workforce Analysis

Snapshot Date: 10/31/2023

Organizational Unit: 201205 - Accounting Department

Job Code	Job Title	Total		Total								
		EMP	MIN		EMP	W	AA	H	A	NA	PI	2+
1035	ADMINISTRATIVE SUPPORT COORDINATOR -12 MONTH	1	1	Male	0	0	0	0	0	0	0	0
				Female	1	0	0	1	0	0	0	0
2358 - Accounting Department	LECTURER - ACADEMIC YEAR	4	2	Male	4	2	0	1	1	0	0	0
				Female	0	0	0	0	0	0	0	0
2360 - Accounting Department	INSTRUCTIONAL FACULTY - ACADEMIC YEAR	19	14	Male	8	4	0	0	4	0	0	0
				Female	11	1	1	0	8	0	0	1
2481 - Accounting Department	DEPARTMENT CHAIR - 12 MONTH	1	1	Male	1	0	0	0	1	0	0	0
				Female	0	0	0	0	0	0	0	0
Grand Total #		25	18	Male #	13	6	0	1	6	0	0	0
Grand Total %			72.0	Male %	52.0	24.0	0.0	4.0	24.0	0.0	0.0	0.0
				Female #	12	1	1	1	8	0	0	1
				Female%	48.0	4.0	4.0	4.0	32.0	0.0	0.0	4.0

(+) Indicates this job contains employees who are included from another facility.

(-) Indicates this job contains employees included in this plan's Workforce Analysis but who are excluded from the rest of this facility's Affirmative Action plan.

California State University, Los Angeles
Workforce Analysis

Snapshot Date: 10/31/2023

Organizational Unit: 201210 - Information Systems

		Total		Total								
Job Code	Job Title	EMP	MIN		EMP	W	AA	H	A	NA	PI	2+
2358 - Information Systems	LECTURER - ACADEMIC YEAR	19	12	Male	14	3	2	6	3	0	0	0
				Female	5	4	0	1	0	0	0	0
2360 - Information Systems	INSTRUCTIONAL FACULTY - ACADEMIC YEAR	12	10	Male	7	2	0	2	3	0	0	0
				Female	5	0	1	0	4	0	0	0
2481 - Information Systems	DEPARTMENT CHAIR - 12 MONTH	1	1	Male	1	0	0	0	1	0	0	0
				Female	0	0	0	0	0	0	0	0
Grand Total #		32	23	Male #	22	5	2	8	7	0	0	0
Grand Total %			71.9	Male %	68.8	15.6	6.3	25.0	21.9	0.0	0.0	0.0
				Female #	10	4	1	1	4	0	0	0
				Female%	31.3	12.5	3.1	3.1	12.5	0.0	0.0	0.0

(+) Indicates this job contains employees who are included from another facility.

(-) Indicates this job contains employees included in this plan's Workforce Analysis but who are excluded from the rest of this facility's Affirmative Action plan.

California State University, Los Angeles
Workforce Analysis

Snapshot Date: 10/31/2023

Organizational Unit: 201215 - Economics & Statistics

				Total		Total							
Job Code	Job Title	EMP	MIN		EMP	W	AA	H	A	NA	PI	2+	
1035	ADMINISTRATIVE SUPPORT COORDINATOR -12 MONTH	1	1	Male	0	0	0	0	0	0	0	0	
				Female	1	0	0	1	0	0	0	0	
2358 - Economics & Statistics	LECTURER - ACADEMIC YEAR	11	7	Male	5	2	0	1	2	0	0	0	
				Female	6	2	0	2	2	0	0	0	
2360 - Economics & Statistics	INSTRUCTIONAL FACULTY - ACADEMIC YEAR	7	6	Male	4	0	0	1	3	0	0	0	
				Female	3	1	0	0	2	0	0	0	
2481 - Economics & Statistics	DEPARTMENT CHAIR - 12 MONTH	1	1	Male	1	0	1	0	0	0	0	0	
				Female	0	0	0	0	0	0	0	0	
Grand Total #		20	15	Male #	10	2	1	2	5	0	0	0	
Grand Total %			75.0	Male %	50.0	10.0	5.0	10.0	25.0	0.0	0.0	0.0	
				Female #	10	3	0	3	4	0	0	0	
				Female%	50.0	15.0	0.0	15.0	20.0	0.0	0.0	0.0	

(+) Indicates this job contains employees who are included from another facility.

(-) Indicates this job contains employees included in this plan's Workforce Analysis but who are excluded from the rest of this facility's Affirmative Action plan.

California State University, Los Angeles
Workforce Analysis

Snapshot Date: 10/31/2023

Organizational Unit: 201220 - Finance and Law

		Total		Total								
Job Code	Job Title	EMP	MIN		EMP	W	AA	H	A	NA	PI	2+
2358 - Finance and Law	LECTURER - ACADEMIC YEAR	8	6	Male	7	1	0	0	6	0	0	0
				Female	1	1	0	0	0	0	0	
2360 - Finance and Law	INSTRUCTIONAL FACULTY - ACADEMIC YEAR	10	7	Male	7	3	2	0	2	0	0	0
				Female	3	0	0	0	3	0	0	0
2481 - Finance and Law	DEPARTMENT CHAIR - 12 MONTH	1	1	Male	1	0	0	0	1	0	0	0
				Female	0	0	0	0	0	0	0	0
Grand Total #		19	14	Male #	15	4	2	0	9	0	0	0
Grand Total %			73.7	Male %	78.9	21.1	10.5	0.0	47.4	0.0	0.0	0.0
				Female #	4	1	0	0	3	0	0	0
				Female%	21.1	5.3	0.0	0.0	15.8	0.0	0.0	0.0

(+) Indicates this job contains employees who are included from another facility.

(-) Indicates this job contains employees included in this plan's Workforce Analysis but who are excluded from the rest of this facility's Affirmative Action plan.

California State University, Los Angeles
Workforce Analysis

Snapshot Date: 10/31/2023

Organizational Unit: 201225 - Management

				Total		Total						
Job Code	Job Title	EMP	MIN		EMP	W	AA	H	A	NA	PI	2+
2355 - Management	GRADUATE ASSISTANT	1	1	Male	0	0	0	0	0	0	0	0
				Female	1	0	0	0	1	0	0	0
1038	ADMINISTRATIVE ANALYST/SPECIALIST -12 MONTH	1	1	Male	0	0	0	0	0	0	0	0
				Female	1	0	0	1	0	0	0	0
2358 - Management	LECTURER - ACADEMIC YEAR	41	23	Male	25	12	3	5	4	0	0	1
				Female	16	6	0	4	4	1	0	1
2360 - Management	INSTRUCTIONAL FACULTY - ACADEMIC YEAR	24	14	Male	11	5	0	1	5	0	0	0
				Female	13	5	1	1	5	0	0	1
2481 - Management	DEPARTMENT CHAIR - 12 MONTH	1	1	Male	1	0	0	0	1	0	0	0
				Female	0	0	0	0	0	0	0	0
Grand Total #		68	40	Male #	37	17	3	6	10	0	0	1
Grand Total %			58.8	Male %	54.4	25.0	4.4	8.8	14.7	0.0	0.0	1.5
				Female #	31	11	1	6	10	1	0	2
				Female%	45.6	16.2	1.5	8.8	14.7	1.5	0.0	2.9

(+) Indicates this job contains employees who are included from another facility.

(-) Indicates this job contains employees included in this plan's Workforce Analysis but who are excluded from the rest of this facility's Affirmative Action plan.

California State University, Los Angeles
Workforce Analysis

Snapshot Date: 10/31/2023

Organizational Unit: 201230 - Marketing

		Total		Total								
Job Code	Job Title	EMP	MIN		EMP	W	AA	H	A	NA	PI	2+
2358 - Marketing	LECTURER - ACADEMIC YEAR	12	9	Male	5	0	1	3	0	0	0	1
				Female	7	3	2	0	1	0	0	1
2360 - Marketing	INSTRUCTIONAL FACULTY - ACADEMIC YEAR	15	10	Male	7	1	1	0	5	0	0	0
				Female	8	4	1	1	2	0	0	0
2481 - Marketing	DEPT CHAIR 12 MO	1	0	Male	1	1	0	0	0	0	0	0
				Female	0	0	0	0	0	0	0	0
Grand Total #		28	19	Male #	13	2	2	3	5	0	0	1
Grand Total %			67.9	Male %	46.4	7.1	7.1	10.7	17.9	0.0	0.0	3.6
				Female #	15	7	3	1	3	0	0	1
				Female%	53.6	25.0	10.7	3.6	10.7	0.0	0.0	3.6

(+) Indicates this job contains employees who are included from another facility.

(-) Indicates this job contains employees included in this plan's Workforce Analysis but who are excluded from the rest of this facility's Affirmative Action plan.

California State University, Los Angeles
Workforce Analysis

Snapshot Date: 10/31/2023

Organizational Unit: 201235 - B&E Advisement Center

				Total		Total						
Job Code	Job Title	EMP	MIN		EMP	W	AA	H	A	NA	PI	2+
3082	STUDENT SERVICES PROFESSIONAL II	3	3	Male	2	0	0	1	1	0	0	0
				Female	1	0	0	1	0	0	0	0
3312	ADMINISTRATOR II	1	1	Male	1	0	1	0	0	0	0	0
				Female	0	0	0	0	0	0	0	0
Grand Total #		4	4	Male #	3	0	1	1	1	0	0	0
Grand Total %			100.0	Male %	75.0	0.0	25.0	25.0	25.0	0.0	0.0	0.0
				Female #	1	0	0	1	0	0	0	0
				Female%	25.0	0.0	0.0	25.0	0.0	0.0	0.0	0.0

(+) Indicates this job contains employees who are included from another facility.

(-) Indicates this job contains employees included in this plan's Workforce Analysis but who are excluded from the rest of this facility's Affirmative Action plan.

California State University, Los Angeles
Workforce Analysis

Snapshot Date: 10/31/2023

Organizational Unit: 201245 - B;E Strategic Communicatns Grp

Job Code	Job Title	Total		Total								
		EMP	MIN		EMP	W	AA	H	A	NA	PI	2+
420	INFORMATION TECHNOLOGY CONSULTANT -12	2	2	Male	2	0	0	0	2	0	0	0
				Female	0	0	0	0	0	0	0	0
820	GRAPHIC DESIGNER -12 MONTH	1	1	Male	0	0	0	0	0	0	0	0
				Female	1	0	0	0	1	0	0	0
Grand Total #		3	3	Male #	2	0	0	0	2	0	0	0
Grand Total %			100.0	Male %	66.7	0.0	0.0	0.0	66.7	0.0	0.0	0.0
				Female #	1	0	0	0	1	0	0	0
				Female%	33.3	0.0	0.0	0.0	33.3	0.0	0.0	0.0

(+) Indicates this job contains employees who are included from another facility.

(-) Indicates this job contains employees included in this plan's Workforce Analysis but who are excluded from the rest of this facility's Affirmative Action plan.

California State University, Los Angeles
Workforce Analysis

Snapshot Date: 10/31/2023

Organizational Unit: 201400 - Charter College of Ed - Dean

				Total		Total						
Job Code	Job Title	EMP	MIN		EMP	W	AA	H	A	NA	PI	2+
1035	ADMINISTRATIVE SUPPORT COORDINATOR -12 MONTH	3	3	Male	1	0	0	1	0	0	0	0
				Female	2	0	0	1	1	0	0	0
3079	STUDENT SERVICES PROFESSIONAL I	1	1	Male	1	0	0	1	0	0	0	0
				Female	0	0	0	0	0	0	0	0
1038	ADMINISTRATIVE ANALYST/SPECIALIST -12 MONTH	3	2	Male	0	0	0	0	0	0	0	0
				Female	3	1	0	1	1	0	0	0
3082	STUDENT SERVICES PROFESSIONAL II	4	4	Male	1	0	0	1	0	0	0	0
				Female	3	0	0	3	0	0	0	0
2630	CREDENTIAL ANALYST II	1	1	Male	0	0	0	0	0	0	0	0
				Female	1	0	0	1	0	0	0	0
420	INFORMATION TECHNOLOGY CONSULTANT -12	1	1	Male	1	0	0	1	0	0	0	0
				Female	0	0	0	0	0	0	0	0
2358 - Charter College of Ed - Dean	LECTURER - ACADEMIC YEAR	1	0	Male	0	0	0	0	0	0	0	0
				Female	1	1	0	0	0	0	0	0
3312	ADMINISTRATOR II	2	2	Male	1	0	0	1	0	0	0	0
				Female	1	0	0	0	1	0	0	0
3306	ADMINISTRATOR III	1	1	Male	1	0	1	0	0	0	0	0
				Female	0	0	0	0	0	0	0	0
3300	ADMINISTRATOR IV	1	0	Male	1	1	0	0	0	0	0	0
				Female	0	0	0	0	0	0	0	0
Grand Total #		18	15	Male #	7	1	1	5	0	0	0	0
Grand Total %			83.3	Male %	38.9	5.6	5.6	27.8	0.0	0.0	0.0	0.0
				Female #	11	2	0	6	3	0	0	0
				Female%	61.1	11.1	0.0	33.3	16.7	0.0	0.0	0.0

(+) Indicates this job contains employees who are included from another facility.

(-) Indicates this job contains employees included in this plan's Workforce Analysis but who are excluded from the rest of this facility's Affirmative Action plan.

California State University, Los Angeles
Workforce Analysis

Snapshot Date: 10/31/2023

Organizational Unit: 201402 - EdD in Educational Leadership

				Total		Total						
Job Code	Job Title	EMP	MIN		EMP	W	AA	H	A	NA	PI	2+
1035	ADMINISTRATIVE SUPPORT COORDINATOR -12 MONTH	1	1	Male	0	0	0	0	0	0	0	0
				Female	1	0	0	1	0	0	0	0
3082	STUDENT SERVICES PROFESSIONAL II	1	1	Male	0	0	0	0	0	0	0	0
				Female	1	0	0	1	0	0	0	0
2358 - EdD in Educational Leadership	LECTURER - ACADEMIC YEAR	2	2	Male	2	0	0	2	0	0	0	0
				Female	0	0	0	0	0	0	0	0
5680	RESEARCH TECHNICIAN III	1	1	Male	1	0	1	0	0	0	0	0
				Female	0	0	0	0	0	0	0	0
2360 - EdD in Educational Leadership	INSTRUCTIONAL FACULTY - ACADEMIC YEAR	2	1	Male	0	0	0	0	0	0	0	0
				Female	2	1	0	1	0	0	0	0
Grand Total #		7	6	Male #	3	0	1	2	0	0	0	0
Grand Total %			85.7	Male %	42.9	0.0	14.3	28.6	0.0	0.0	0.0	0.0
				Female #	4	1	0	3	0	0	0	0
				Female%	57.1	14.3	0.0	42.9	0.0	0.0	0.0	0.0

(+) Indicates this job contains employees who are included from another facility.

(-) Indicates this job contains employees included in this plan's Workforce Analysis but who are excluded from the rest of this facility's Affirmative Action plan.

California State University, Los Angeles
Workforce Analysis

Snapshot Date: 10/31/2023

Organizational Unit: 201410 - Curriculum & Instruction

				Total		Total							
Job Code	Job Title	EMP	MIN		EMP	W	AA	H	A	NA	PI	2+	
2355 - Curriculum & Instruction	GRADUATE ASSISTANT	2	1	Male	1	1	0	0	0	0	0	0	
				Female	1	0	0	1	0	0	0	0	
1032	ADMINISTRATIVE SUPPORT ASSISTANT -12 MONTH	1	1	Male	0	0	0	0	0	0	0	0	
				Female	1	0	0	1	0	0	0	0	
2358 - Curriculum & Instruction	LECTURER - ACADEMIC YEAR	30	17	Male	8	4	1	3	0	0	0	0	
				Female	22	9	0	5	7	1	0	0	
2360 - Curriculum & Instruction	INSTRUCTIONAL FACULTY - ACADEMIC YEAR	14	6	Male	4	2	0	1	1	0	0	0	
				Female	10	6	0	2	2	0	0	0	
2481 - Curriculum & Instruction	DEPARTMENT CHAIR - 12 MONTH	1	0	Male	0	0	0	0	0	0	0	0	
				Female	1	1	0	0	0	0	0	0	
Grand Total #		48	25	Male #	13	7	1	4	1	0	0	0	
Grand Total %			52.1	Male %	27.1	14.6	2.1	8.3	2.1	0.0	0.0	0.0	
				Female #	35	16	0	9	9	1	0	0	
				Female%	72.9	33.3	0.0	18.8	18.8	2.1	0.0	0.0	

(+) Indicates this job contains employees who are included from another facility.

(-) Indicates this job contains employees included in this plan's Workforce Analysis but who are excluded from the rest of this facility's Affirmative Action plan.

California State University, Los Angeles
Workforce Analysis

Snapshot Date: 10/31/2023

Organizational Unit: 201415 - AASE

Job Code	Job Title	Total		Total								
		EMP	MIN		EMP	W	AA	H	A	NA	PI	2+
1035	ADMINISTRATIVE SUPPORT COORDINATOR -12 MONTH	2	2	Male	0	0	0	0	0	0	0	0
				Female	2	0	0	0	2	0	0	0
2358 - AASE	LECTURER - ACADEMIC YEAR	33	26	Male	18	4	1	8	5	0	0	0
				Female	15	3	0	4	6	0	0	2
2360 - AASE	INSTRUCTIONAL FACULTY - ACADEMIC YEAR	14	9	Male	5	2	1	2	0	0	0	0
				Female	9	3	0	3	3	0	0	0
2481 - AASE	DEPARTMENT CHAIR - 12 MONTH	1	1	Male	1	0	0	1	0	0	0	0
				Female	0	0	0	0	0	0	0	0
Grand Total #		50	38	Male #	24	6	2	11	5	0	0	0
Grand Total %			76.0	Male %	48.0	12.0	4.0	22.0	10.0	0.0	0.0	0.0
				Female #	26	6	0	7	11	0	0	2
				Female%	52.0	12.0	0.0	14.0	22.0	0.0	0.0	4.0

(+) Indicates this job contains employees who are included from another facility.

(-) Indicates this job contains employees included in this plan's Workforce Analysis but who are excluded from the rest of this facility's Affirmative Action plan.

California State University, Los Angeles
Workforce Analysis

Snapshot Date: 10/31/2023

Organizational Unit: 201420 - Special Education & Counseling

				Total		Total						
Job Code	Job Title	EMP	MIN		EMP	W	AA	H	A	NA	PI	2+
2355 - Special Education & Counseling	GRADUATE ASSISTANT	4	4	Male	1	0	0	0	1	0	0	0
				Female	3	0	0	1	2	0	0	0
1035	ADMINISTRATIVE SUPPORT COORDINATOR -12 MONTH	1	1	Male	0	0	0	0	0	0	0	0
				Female	1	0	0	0	1	0	0	0
2358 - Special Education & Counseling	LECTURER - ACADEMIC YEAR	44	28	Male	10	3	2	3	2	0	0	0
				Female	34	13	3	15	3	0	0	0
2360 - Special Education & Counseling	INSTRUCTIONAL FACULTY - ACADEMIC YEAR	24	12	Male	4	1	0	2	0	0	0	1
				Female	20	11	2	2	5	0	0	0
2481 - Special Education & Counseling	DEPARTMENT CHAIR - 12 MONTH	1	1	Male	0	0	0	0	0	0	0	0
				Female	1	0	0	0	1	0	0	0
Grand Total #		74	46	Male #	15	4	2	5	3	0	0	1
Grand Total %			62.2	Male %	20.3	5.4	2.7	6.8	4.1	0.0	0.0	1.4
				Female #	59	24	5	18	12	0	0	0
				Female%	79.7	32.4	6.8	24.3	16.2	0.0	0.0	0.0

(+) Indicates this job contains employees who are included from another facility.

(-) Indicates this job contains employees included in this plan's Workforce Analysis but who are excluded from the rest of this facility's Affirmative Action plan.

California State University, Los Angeles
Workforce Analysis

Snapshot Date: 10/31/2023

Organizational Unit: 201500 - Engr Comp Sci and Tech - Dean

				Total		Total						
Job Code	Job Title	EMP	MIN		EMP	W	AA	H	A	NA	PI	2+
1038	ADMINISTRATIVE ANALYST/SPECIALIST -12 MONTH	4	4	Male	0	0	0	0	0	0	0	0
				Female	4	0	0	4	0	0	0	0
2358 - Engr Comp Sci and Tech - Dean	LECTURER - ACADEMIC YEAR	7	2	Male	6	4	1	0	0	0	0	1
				Female	1	1	0	0	0	0	0	0
3082	STUDENT SERVICES PROFESSIONAL II	1	1	Male	1	0	0	1	0	0	0	0
				Female	0	0	0	0	0	0	0	0
420	INFORMATION TECHNOLOGY CONSULTANT -12	4	4	Male	4	0	0	2	2	0	0	0
				Female	0	0	0	0	0	0	0	0
7013	EQUIPMENT TECHNICIAN II, ELECTRONIC	1	1	Male	1	0	0	1	0	0	0	0
				Female	0	0	0	0	0	0	0	0
3084	STUDENT SERVICES PROFESSIONAL III	1	1	Male	0	0	0	0	0	0	0	0
				Female	1	0	0	1	0	0	0	0
800	PUBLIC AFFAIRS/COMMUNICATION SPECIALIST -12 MONTH	1	0	Male	0	0	0	0	0	0	0	0
				Female	1	1	0	0	0	0	0	0
7021	EQUIPMENT TECHNICIAN III, MECHANICAL	1	0	Male	1	1	0	0	0	0	0	0
				Female	0	0	0	0	0	0	0	0
3312	ADMINISTRATOR II	2	2	Male	2	0	0	1	1	0	0	0
				Female	0	0	0	0	0	0	0	0
3306	ADMINISTRATOR III	1	0	Male	1	1	0	0	0	0	0	0
				Female	0	0	0	0	0	0	0	0
3300	ADMINISTRATOR IV	1	0	Male	0	0	0	0	0	0	0	0
				Female	1	1	0	0	0	0	0	0
Grand Total #		24	15	Male #	16	6	1	5	3	0	0	1
Grand Total %			62.5	Male %	66.7	25.0	4.2	20.8	12.5	0.0	0.0	4.2
				Female #	8	3	0	5	0	0	0	0
				Female%	33.3	12.5	0.0	20.8	0.0	0.0	0.0	0.0

(+) Indicates this job contains employees who are included from another facility.

(-) Indicates this job contains employees included in this plan's Workforce Analysis but who are excluded from the rest of this facility's Affirmative Action plan.

California State University, Los Angeles
Workforce Analysis

Snapshot Date: 10/31/2023

Organizational Unit: 201501 - ECST Student Services

Job Code	Job Title	Total		Total								
		EMP	MIN		EMP	W	AA	H	A	NA	PI	2+
1035	ADMINISTRATIVE SUPPORT COORDINATOR -12 MONTH	1	1	Male	0	0	0	0	0	0	0	0
				Female	1	0	0	0	1	0	0	0
3082	STUDENT SERVICES PROFESSIONAL II	3	3	Male	2	0	0	2	0	0	0	0
				Female	1	0	1	0	0	0	0	0
2358 - ECST Student Services	LECTURER - ACADEMIC YEAR	3	0	Male	2	2	0	0	0	0	0	0
				Female	1	1	0	0	0	0	0	0
3084	STUDENT SERVICES PROFESSIONAL III	2	2	Male	0	0	0	0	0	0	0	0
				Female	2	0	0	2	0	0	0	0
3312	ADMINISTRATOR II	1	1	Male	0	0	0	0	0	0	0	0
				Female	1	0	0	1	0	0	0	0
Grand Total #		10	7	Male #	4	2	0	2	0	0	0	0
Grand Total %			70.0	Male %	40.0	20.0	0.0	20.0	0.0	0.0	0.0	0.0
				Female #	6	1	1	3	1	0	0	0
				Female%	60.0	10.0	10.0	30.0	10.0	0.0	0.0	0.0

(+) Indicates this job contains employees who are included from another facility.

(-) Indicates this job contains employees included in this plan's Workforce Analysis but who are excluded from the rest of this facility's Affirmative Action plan.

California State University, Los Angeles
Workforce Analysis

Snapshot Date: 10/31/2023

Organizational Unit: 201505 - Civil Engineering

				Total		Total							
Job Code	Job Title	EMP	MIN	EMP		W	AA	H	A	NA	PI	2+	
2354 - Civil Engineering	TEACHING ASSOCIATE AY	2	2	Male	1	0	0	1	0	0	0	0	
				Female	1	0	0	1	0	0	0	0	
1035	ADMINISTRATIVE SUPPORT COORDINATOR -12 MONTH	1	0	Male	0	0	0	0	0	0	0	0	
				Female	1	1	0	0	0	0	0	0	
2358 - Civil Engineering	LECTURER - ACADEMIC YEAR	11	8	Male	10	3	0	1	6	0	0	0	
				Female	1	0	0	0	1	0	0	0	
2360 - Civil Engineering	INSTRUCTIONAL FACULTY - ACADEMIC YEAR	8	4	Male	5	3	0	1	1	0	0	0	
				Female	3	1	0	1	1	0	0	0	
2481 - Civil Engineering	DEPARTMENT CHAIR - 12 MONTH	1	1	Male	1	0	0	1	0	0	0	0	
				Female	0	0	0	0	0	0	0	0	
Grand Total #		23	15	Male #	17	6	0	4	7	0	0	0	
Grand Total %			65.2	Male %	73.9	26.1	0.0	17.4	30.4	0.0	0.0	0.0	
				Female #	6	2	0	2	2	0	0	0	
				Female%	26.1	8.7	0.0	8.7	8.7	0.0	0.0	0.0	

(+) Indicates this job contains employees who are included from another facility.

(-) Indicates this job contains employees included in this plan's Workforce Analysis but who are excluded from the rest of this facility's Affirmative Action plan.

California State University, Los Angeles
Workforce Analysis

Snapshot Date: 10/31/2023

Organizational Unit: 201510 - Computer Science

				Total		Total							
Job Code	Job Title	EMP	MIN		EMP	W	AA	H	A	NA	PI	2+	
2355 - Computer Science	GRADUATE ASSISTANT	9	7	Male	4	0	0	0	4	0	0	0	
				Female	5	2	0	0	3	0	0	0	
2354 - Computer Science	TEACHING ASSOCIATE - ACADEMIC YEAR	15	13	Male	13	2	0	4	7	0	0	0	
				Female	2	0	1	0	1	0	0	0	
2325	GRADUATE ASSISTANT MONTHLY	4	4	Male	2	0	0	0	2	0	0	0	
				Female	2	0	0	0	2	0	0	0	
1035	ADMINISTRATIVE SUPPORT COORDINATOR -12 MONTH	1	0	Male	0	0	0	0	0	0	0	0	
				Female	1	1	0	0	0	0	0	0	
2358 - Computer Science	LECTURER - ACADEMIC YEAR	16	10	Male	13	4	0	3	6	0	0	0	
				Female	3	2	0	0	1	0	0	0	
2360 - Computer Science	INSTRUCTIONAL FACULTY - ACADEMIC YEAR	13	9	Male	9	3	0	0	6	0	0	0	
				Female	4	1	0	0	3	0	0	0	
2481 - Computer Science	DEPARTMENT CHAIR - 12 MONTH	1	1	Male	0	0	0	0	0	0	0	0	
				Female	1	0	0	0	1	0	0	0	
Grand Total #		59	44	Male #	41	9	0	7	25	0	0	0	
Grand Total %			74.6	Male %	69.5	15.3	0.0	11.9	42.4	0.0	0.0	0.0	
				Female #	18	6	1	0	11	0	0	0	
				Female%	30.5	10.2	1.7	0.0	18.6	0.0	0.0	0.0	

(+) Indicates this job contains employees who are included from another facility.

(-) Indicates this job contains employees included in this plan's Workforce Analysis but who are excluded from the rest of this facility's Affirmative Action plan.

California State University, Los Angeles
Workforce Analysis

Snapshot Date: 10/31/2023

Organizational Unit: 201515 - Electrical & Computer Engr

				Total		Total							
Job Code	Job Title	EMP	MIN		EMP	W	AA	H	A	NA	PI	2+	
2354 - Electrical & Computer Engr	TEACHING ASSOCIATE AY	4	4	Male	4	0	0	3	1	0	0	0	
				Female	0	0	0	0	0	0	0	0	
1035	ADMINISTRATIVE SUPPORT COORDINATOR -12 MONTH	1	0	Male	0	0	0	0	0	0	0	0	
				Female	1	1	0	0	0	0	0	0	
2358 - Electrical & Computer Engr	LECTURER - ACADEMIC YEAR	5	2	Male	4	2	0	0	2	0	0	0	
				Female	1	1	0	0	0	0	0	0	
2360 - Electrical & Computer Engr	INSTRUCTIONAL FACULTY - ACADEMIC YEAR	6	2	Male	4	3	0	0	1	0	0	0	
				Female	2	1	0	0	1	0	0	0	
2481 - Electrical & Computer Engr	DEPARTMENT CHAIR - 12 MONTH	1	1	Male	1	0	0	0	1	0	0	0	
				Female	0	0	0	0	0	0	0	0	
Grand Total #		17	9	Male #	13	5	0	3	5	0	0	0	
Grand Total %			52.9	Male %	76.5	29.4	0.0	17.6	29.4	0.0	0.0	0.0	
				Female #	4	3	0	0	1	0	0	0	
				Female%	23.5	17.6	0.0	0.0	5.9	0.0	0.0	0.0	

(+) Indicates this job contains employees who are included from another facility.

(-) Indicates this job contains employees included in this plan's Workforce Analysis but who are excluded from the rest of this facility's Affirmative Action plan.

California State University, Los Angeles
Workforce Analysis

Snapshot Date: 10/31/2023

Organizational Unit: 201520 - Mechanical Engineer

Job Code	Job Title	Total		Total								
		EMP	MIN		EMP	W	AA	H	A	NA	PI	2+
1035	ADMINISTRATIVE SUPPORT COORDINATOR -12 MONTH	1	1	Male	0	0	0	0	0	0	0	0
				Female	1	0	0	1	0	0	0	0
2358 - Mechanical Engineer	LECTURER - ACADEMIC YEAR	13	6	Male	12	6	0	2	4	0	0	0
				Female	1	1	0	0	0	0	0	0
2360 - Mechanical Engineer	INSTRUCTIONAL FACULTY - ACADEMIC YEAR	13	6	Male	10	6	0	2	2	0	0	0
				Female	3	1	0	1	1	0	0	0
2481 - Mechanical Engineer	DEPARTMENT CHAIR - 12 MONTH	1	0	Male	1	1	0	0	0	0	0	0
				Female	0	0	0	0	0	0	0	0
Grand Total #		28	13	Male #	23	13	0	4	6	0	0	0
Grand Total %			46.4	Male %	82.1	46.4	0.0	14.3	21.4	0.0	0.0	0.0
				Female #	5	2	0	2	1	0	0	0
				Female%	17.9	7.1	0.0	7.1	3.6	0.0	0.0	0.0

(+) Indicates this job contains employees who are included from another facility.

(-) Indicates this job contains employees included in this plan's Workforce Analysis but who are excluded from the rest of this facility's Affirmative Action plan.

California State University, Los Angeles
Workforce Analysis

Snapshot Date: 10/31/2023

Organizational Unit: 201525 - Technology

Job Code	Job Title	Total		Total								
		EMP	MIN		EMP	W	AA	H	A	NA	PI	2+
1035	ADMINISTRATIVE SUPPORT COORDINATOR -12 MONTH	1	1	Male	0	0	0	0	0	0	0	0
				Female	1	0	0	1	0	0	0	0
2358 - Technology	LECTURER - ACADEMIC YEAR	9	7	Male	8	2	0	5	1	0	0	0
				Female	1	0	0	0	0	1	0	0
2360 - Technology	INSTRUCTIONAL FACULTY - ACADEMIC YEAR	11	8	Male	7	1	1	1	3	0	0	1
				Female	4	2	0	0	2	0	0	0
Grand Total #		21	16	Male #	15	3	1	6	4	0	0	1
Grand Total %			76.2	Male %	71.4	14.3	4.8	28.6	19.0	0.0	0.0	4.8
				Female #	6	2	0	1	2	1	0	0
				Female%	28.6	9.5	0.0	4.8	9.5	4.8	0.0	0.0

(+) Indicates this job contains employees who are included from another facility.

(-) Indicates this job contains employees included in this plan's Workforce Analysis but who are excluded from the rest of this facility's Affirmative Action plan.

California State University, Los Angeles
Workforce Analysis

Snapshot Date: 10/31/2023

Organizational Unit: 201535 - MESA-MSP

				Total		Total						
Job Code	Job Title	EMP	MIN		EMP	W	AA	H	A	NA	PI	2+
1038	ADMINISTRATIVE ANALYST/SPECIALIST -12 MONTH	1	1	Male	0	0	0	0	0	0	0	0
				Female	1	0	0	1	0	0	0	0
Grand Total #		1	1	Male #	0	0	0	0	0	0	0	0
Grand Total %			100.0	Male %	0.0	0.0	0.0	0.0	0.0	0.0	0.0	0.0
				Female #	1	0	0	1	0	0	0	0
				Female%	100.0	0.0	0.0	100.0	0.0	0.0	0.0	0.0

(+) Indicates this job contains employees who are included from another facility.

(-) Indicates this job contains employees included in this plan's Workforce Analysis but who are excluded from the rest of this facility's Affirmative Action plan.

California State University, Los Angeles
Workforce Analysis

Snapshot Date: 10/31/2023

Organizational Unit: 201600 - Health & Human Services--Dean

Job Code	Job Title	Total		Total								
		EMP	MIN		EMP	W	AA	H	A	NA	PI	2+
1032	ADMINISTRATIVE SUPPORT ASSISTANT -12 MONTH	1	1	Male	0	0	0	0	0	0	0	0
				Female	1	0	0	1	0	0	0	0
1035	ADMINISTRATIVE SUPPORT COORDINATOR -12 MONTH	1	1	Male	0	0	0	0	0	0	0	0
				Female	1	0	0	1	0	0	0	0
1038	ADMINISTRATIVE ANALYST/SPECIALIST -12 MONTH	2	2	Male	0	0	0	0	0	0	0	0
				Female	2	0	0	1	1	0	0	0
3082	STUDENT SERVICES PROFESSIONAL II	3	3	Male	1	0	0	1	0	0	0	0
				Female	2	0	0	2	0	0	0	0
3084	STUDENT SERVICES PROFESSIONAL III	2	2	Male	0	0	0	0	0	0	0	0
				Female	2	0	0	2	0	0	0	0
800	PUBLIC AFFAIRS/COMMUNICATION SPECIALIST -12 MONTH	1	1	Male	0	0	0	0	0	0	0	0
				Female	1	0	1	0	0	0	0	0
420	INFORMATION TECHNOLOGY CONSULTANT -12	2	2	Male	2	0	0	0	2	0	0	0
				Female	0	0	0	0	0	0	0	0
3312	ADMINISTRATOR II	2	2	Male	0	0	0	0	0	0	0	0
				Female	2	0	1	1	0	0	0	0
3306	ADMINISTRATOR III	2	1	Male	1	1	0	0	0	0	0	0
				Female	1	0	0	0	1	0	0	0
3300	ADMINISTRATOR IV	1	0	Male	1	1	0	0	0	0	0	0
				Female	0	0	0	0	0	0	0	0
Grand Total #		17	15	Male #	5	2	0	1	2	0	0	0
Grand Total %			88.2	Male %	29.4	11.8	0.0	5.9	11.8	0.0	0.0	0.0
				Female #	12	0	2	8	2	0	0	0
				Female%	70.6	0.0	11.8	47.1	11.8	0.0	0.0	0.0

(+) Indicates this job contains employees who are included from another facility.

(-) Indicates this job contains employees included in this plan's Workforce Analysis but who are excluded from the rest of this facility's Affirmative Action plan.

California State University, Los Angeles
Workforce Analysis

Snapshot Date: 10/31/2023

Organizational Unit: 201605 - Child & Family Studies

				Total		Total						
Job Code	Job Title	EMP	MIN		EMP	W	AA	H	A	NA	PI	2+
2355 - Child & Family Studies	GRADUATE ASSISTANT	3	3	Male	0	0	0	0	0	0	0	0
				Female	3	0	0	3	0	0	0	0
1032	ADMINISTRATIVE SUPPORT ASSISTANT -12 MONTH	1	1	Male	0	0	0	0	0	0	0	0
				Female	1	0	0	1	0	0	0	0
1035	ADMINISTRATIVE SUPPORT COORDINATOR -12 MONTH	1	1	Male	0	0	0	0	0	0	0	0
				Female	1	0	0	1	0	0	0	0
2358 - Child & Family Studies	LECTURER - ACADEMIC YEAR	39	27	Male	6	2	0	3	1	0	0	0
				Female	33	10	2	18	2	0	0	1
2360 - Child & Family Studies	INSTRUCTIONAL FACULTY - ACADEMIC YEAR	11	7	Male	2	0	0	1	1	0	0	0
				Female	9	4	0	2	3	0	0	0
2481 - Child & Family Studies	DEPARTMENT CHAIR - 12 MONTH	1	0	Male	0	0	0	0	0	0	0	0
				Female	1	1	0	0	0	0	0	0
Grand Total #		56	39	Male #	8	2	0	4	2	0	0	0
Grand Total %			69.6	Male %	14.3	3.6	0.0	7.1	3.6	0.0	0.0	0.0
				Female #	48	15	2	25	5	0	0	1
				Female%	85.7	26.8	3.6	44.6	8.9	0.0	0.0	1.8

(+) Indicates this job contains employees who are included from another facility.

(-) Indicates this job contains employees included in this plan's Workforce Analysis but who are excluded from the rest of this facility's Affirmative Action plan.

California State University, Los Angeles
Workforce Analysis

Snapshot Date: 10/31/2023

Organizational Unit: 201610 - Communication Disorders

Job Code	Job Title	Total		Total								
		EMP	MIN		EMP	W	AA	H	A	NA	PI	2+
1032	ADMINISTRATIVE SUPPORT ASSISTANT -12 MONTH	1	1	Male	1	0	0	1	0	0	0	0
				Female	0	0	0	0	0	0	0	0
1035	ADMINISTRATIVE SUPPORT COORDINATOR -12 MONTH	1	1	Male	0	0	0	0	0	0	0	0
				Female	1	0	0	1	0	0	0	0
2358 - Communication Disorders	LECTURER - ACADEMIC YEAR	22	13	Male	5	2	0	2	1	0	0	0
				Female	17	7	0	7	2	0	0	1
2360 - Communication Disorders	INSTRUCTIONAL FACULTY - ACADEMIC YEAR	10	4	Male	4	3	0	0	1	0	0	0
				Female	6	3	0	1	1	0	0	1
2481 - Communication Disorders	DEPARTMENT CHAIR - 12 MONTH	1	0	Male	0	0	0	0	0	0	0	0
				Female	1	1	0	0	0	0	0	0
Grand Total #		35	19	Male #	10	5	0	3	2	0	0	0
Grand Total %			54.3	Male %	28.6	14.3	0.0	8.6	5.7	0.0	0.0	0.0
				Female #	25	11	0	9	3	0	0	2
				Female%	71.4	31.4	0.0	25.7	8.6	0.0	0.0	5.7

(+) Indicates this job contains employees who are included from another facility.

(-) Indicates this job contains employees included in this plan's Workforce Analysis but who are excluded from the rest of this facility's Affirmative Action plan.

California State University, Los Angeles
Workforce Analysis

Snapshot Date: 10/31/2023

Organizational Unit: 201611 - Audiology Doctorate Program

				Total		Total						
Job Code	Job Title	EMP	MIN		EMP	W	AA	H	A	NA	PI	2+
1038	ADMINISTRATIVE ANALYST/SPECIALIST -12 MONTH	1	1	Male	0	0	0	0	0	0	0	0
				Female	1	0	0	0	1	0	0	0
2358 - Audiology Doctorate Program	LECTURER - ACADEMIC YEAR	2	0	Male	0	0	0	0	0	0	0	0
				Female	2	2	0	0	0	0	0	0
Grand Total #		3	1	Male #	0	0	0	0	0	0	0	0
Grand Total %			33.3	Male %	0.0	0.0	0.0	0.0	0.0	0.0	0.0	0.0
				Female #	3	2	0	0	1	0	0	0
				Female%	100.0	66.7	0.0	0.0	33.3	0.0	0.0	0.0

(+) Indicates this job contains employees who are included from another facility.

(-) Indicates this job contains employees included in this plan's Workforce Analysis but who are excluded from the rest of this facility's Affirmative Action plan.

California State University, Los Angeles
Workforce Analysis

Snapshot Date: 10/31/2023

Organizational Unit: 201615 - Criminal Justice

				Total		Total						
Job Code	Job Title	EMP	MIN		EMP	W	AA	H	A	NA	PI	2+
2354 - Criminal Justice	TEACHING ASSOCIATE AY	3	2	Male	1	0	0	1	0	0	0	0
				Female	2	1	0	0	0	0	0	1
2355 - Criminal Justice	GRADUATE ASSISTANT	4	3	Male	0	0	0	0	0	0	0	0
				Female	4	1	0	2	1	0	0	0
1032	ADMINISTRATIVE SUPPORT ASSISTANT -12 MONTH	1	1	Male	0	0	0	0	0	0	0	0
				Female	1	0	0	1	0	0	0	0
2358 - Criminal Justice	LECTURER - ACADEMIC YEAR	19	9	Male	9	3	1	4	1	0	0	0
				Female	10	7	0	2	1	0	0	0
1035	ADMINISTRATIVE SUPPORT COORDINATOR -12 MONTH	1	1	Male	0	0	0	0	0	0	0	0
				Female	1	0	1	0	0	0	0	0
2360 - Criminal Justice	INSTRUCTIONAL FACULTY - ACADEMIC YEAR	13	8	Male	5	1	1	2	1	0	0	0
				Female	8	4	0	1	2	0	0	1
2481 - Criminal Justice	DEPARTMENT CHAIR - 12 MONTH	1	0	Male	0	0	0	0	0	0	0	0
				Female	1	1	0	0	0	0	0	0
2361 - Criminal Justice	INSTRUCTIONAL FACULTY - 12 MONTH	1	0	Male	0	0	0	0	0	0	0	0
				Female	1	1	0	0	0	0	0	0
Grand Total #		43	24	Male #	15	4	2	7	2	0	0	0
Grand Total %			55.8	Male %	34.9	9.3	4.7	16.3	4.7	0.0	0.0	0.0
				Female #	28	15	1	6	4	0	0	2
				Female%	65.1	34.9	2.3	14.0	9.3	0.0	0.0	4.7

(+) Indicates this job contains employees who are included from another facility.

(-) Indicates this job contains employees included in this plan's Workforce Analysis but who are excluded from the rest of this facility's Affirmative Action plan.

California State University, Los Angeles
Workforce Analysis

Snapshot Date: 10/31/2023

Organizational Unit: 201620 - Public Health

				Total		Total						
Job Code	Job Title	EMP	MIN		EMP	W	AA	H	A	NA	PI	2+
2355 - Public Health	GRADUATE ASSISTANT	1	1	Male	0	0	0	0	0	0	0	0
				Female	1	0	0	0	1	0	0	0
1032	ADMINISTRATIVE SUPPORT ASSISTANT -12 MONTH	1	1	Male	0	0	0	0	0	0	0	0
				Female	1	0	0	1	0	0	0	0
1035	ADMINISTRATIVE SUPPORT COORDINATOR -12 MONTH	1	1	Male	0	0	0	0	0	0	0	0
				Female	1	0	0	1	0	0	0	0
2358 - Public Health	LECTURER - ACADEMIC YEAR	13	9	Male	3	2	1	0	0	0	0	0
				Female	10	2	0	5	3	0	0	0
2360 - Public Health	INSTRUCTIONAL FACULTY - ACADEMIC YEAR	7	3	Male	2	1	1	0	0	0	0	0
				Female	5	3	0	1	1	0	0	0
2481 - Public Health	DEPARTMENT CHAIR - 12 MONTH	1	0	Male	1	1	0	0	0	0	0	0
				Female	0	0	0	0	0	0	0	0
Grand Total #		24	15	Male #	6	4	2	0	0	0	0	0
Grand Total %			62.5	Male %	25.0	16.7	8.3	0.0	0.0	0.0	0.0	0.0
				Female #	18	5	0	8	5	0	0	0
				Female%	75.0	20.8	0.0	33.3	20.8	0.0	0.0	0.0

(+) Indicates this job contains employees who are included from another facility.

(-) Indicates this job contains employees included in this plan's Workforce Analysis but who are excluded from the rest of this facility's Affirmative Action plan.

California State University, Los Angeles
Workforce Analysis

Snapshot Date: 10/31/2023

Organizational Unit: 201625 - Kinesiology & Nutritnl Science

		Total		Total								
Job Code	Job Title	EMP	MIN		EMP	W	AA	H	A	NA	PI	2+
2354 - Kinesiology & Nutritnl Science	TEACHING ASSOCIATE - ACADEMIC YEAR	4	4	Male	3	0	0	2	1	0	0	0
				Female	1	0	0	0	1	0	0	0
2355- Kinesiology & Nutritnl Science	GRADUATE ASSISTANT	1	1	Male	1	0	0	1	0	0	0	0
				Female	0	0	0	0	0	0	0	0
1032	ADMINISTRATIVE SUPPORT ASSISTANT -12 MONTH	1	1	Male	0	0	0	0	0	0	0	0
				Female	1	0	0	1	0	0	0	0
1514	ATHLETIC EQUIPMENT ATTENDANT I	1	1	Male	1	0	0	1	0	0	0	0
				Female	0	0	0	0	0	0	0	0
1035	ADMINISTRATIVE SUPPORT COORDINATOR -12 MONTH	1	1	Male	0	0	0	0	0	0	0	0
				Female	1	0	0	0	1	0	0	0
1617	INSTRUCTIONAL SUPPORT TECHNICIAN II	1	0	Male	1	1	0	0	0	0	0	0
				Female	0	0	0	0	0	0	0	0
2358 - Kinesiology & Nutritnl Science	LECTURER - ACADEMIC YEAR	60	51	Male	24	2	1	12	7	0	0	2
				Female	36	7	1	16	11	1	0	0
2360 - Kinesiology & Nutritnl Science	INSTRUCTIONAL FACULTY - ACADEMIC YEAR	12	4	Male	6	5	0	0	1	0	0	0
				Female	6	3	1	1	1	0	0	0
2481 - Kinesiology & Nutritnl Science	DEPARTMENT CHAIR - 12 MONTH	1	1	Male	0	0	0	0	0	0	0	0
				Female	1	0	0	0	1	0	0	0
Grand Total #		82	64	Male #	36	8	1	16	9	0	0	2
Grand Total %			78.0	Male %	43.9	9.8	1.2	19.5	11.0	0.0	0.0	2.4
				Female #	46	10	2	18	15	1	0	0
				Female%	56.1	12.2	2.4	22.0	18.3	1.2	0.0	0.0

(+) Indicates this job contains employees who are included from another facility.

(-) Indicates this job contains employees included in this plan's Workforce Analysis but who are excluded from the rest of this facility's Affirmative Action plan.

California State University, Los Angeles
Workforce Analysis

Snapshot Date: 10/31/2023

Organizational Unit: 201630 - Nursing

				Total		Total						
Job Code	Job Title	EMP	MIN		EMP	W	AA	H	A	NA	PI	2+
1035	ADMINISTRATIVE SUPPORT COORDINATOR -12 MONTH	3	2	Male	0	0	0	0	0	0	0	0
				Female	3	1	0	0	2	0	0	0
1617	INSTRUCTIONAL SUPPORT TECHNICIAN II	1	1	Male	1	0	0	0	1	0	0	0
				Female	0	0	0	0	0	0	0	0
3084	STUDENT SERVICES PROFESSIONAL III	1	1	Male	0	0	0	0	0	0	0	0
				Female	1	0	0	1	0	0	0	0
2358 - Nursing	LECTURER - ACADEMIC YEAR	33	22	Male	7	2	0	2	3	0	0	0
				Female	26	9	0	10	7	0	0	0
2360 - Nursing	INSTRUCTIONAL FACULTY - ACADEMIC YEAR	14	7	Male	3	1	1	0	1	0	0	0
				Female	11	6	2	1	1	0	0	1
2481 - Nursing	DEPARTMENT CHAIR - 12 MONTH	1	1	Male	0	0	0	0	0	0	0	0
				Female	1	0	0	1	0	0	0	0
Grand Total #		53	34	Male #	11	3	1	2	5	0	0	0
Grand Total %			64.2	Male %	20.8	5.7	1.9	3.8	9.4	0.0	0.0	0.0
				Female #	42	16	2	13	10	0	0	1
				Female%	79.2	30.2	3.8	24.5	18.9	0.0	0.0	1.9

(+) Indicates this job contains employees who are included from another facility.

(-) Indicates this job contains employees included in this plan's Workforce Analysis but who are excluded from the rest of this facility's Affirmative Action plan.

California State University, Los Angeles
Workforce Analysis

Snapshot Date: 10/31/2023

Organizational Unit: 201635 - Social Work

				Total		Total						
Job Code	Job Title	EMP	MIN		EMP	W	AA	H	A	NA	PI	2+
1032	ADMINISTRATIVE SUPPORT ASSISTANT -12 MONTH	2	2	Male	0	0	0	0	0	0	0	0
				Female	2	0	0	2	0	0	0	0
1035	ADMINISTRATIVE SUPPORT COORDINATOR -12 MONTH	1	1	Male	0	0	0	0	0	0	0	0
				Female	1	0	0	1	0	0	0	0
3084	STUDENT SERVICES PROFESSIONAL III	1	1	Male	0	0	0	0	0	0	0	0
				Female	1	0	0	1	0	0	0	0
2358 - Social Work	LECTURER - ACADEMIC YEAR	44	34	Male	16	4	1	7	4	0	0	0
				Female	28	6	8	11	2	0	0	1
2360 - Social Work	INSTRUCTIONAL FACULTY - ACADEMIC YEAR	11	9	Male	2	0	0	1	1	0	0	0
				Female	9	2	1	1	5	0	0	0
2359 - Social Work	LECTURER - 12 MONTH	1	1	Male	0	0	0	0	0	0	0	0
				Female	1	0	0	1	0	0	0	0
2481 - Social Work	DEPARTMENT CHAIR - 12 MONTH	1	1	Male	0	0	0	0	0	0	0	0
				Female	1	0	0	0	1	0	0	0
Grand Total #		61	49	Male #	18	4	1	8	5	0	0	0
Grand Total %			80.3	Male %	29.5	6.6	1.6	13.1	8.2	0.0	0.0	0.0
				Female #	43	8	9	17	8	0	0	1
				Female%	70.5	13.1	14.8	27.9	13.1	0.0	0.0	1.6

(+) Indicates this job contains employees who are included from another facility.

(-) Indicates this job contains employees included in this plan's Workforce Analysis but who are excluded from the rest of this facility's Affirmative Action plan.

California State University, Los Angeles
Workforce Analysis

Snapshot Date: 10/31/2023

Organizational Unit: 201640 - HHS Advisement & Outreach Ctr

				Total		Total							
Job Code	Job Title	EMP	MIN		EMP	W	AA	H	A	NA	PI	2+	
1035	ADMINISTRATIVE SUPPORT COORDINATOR -12 MONTH	1	1	Male	0	0	0	0	0	0	0	0	
				Female	1	0	0	1	0	0	0	0	
2358 - HHS Advisement & Outreach Ctr	LECTURER - ACADEMIC YEAR	8	6	Male	5	2	3	0	0	0	0	0	
				Female	3	0	1	2	0	0	0	0	
3082	STUDENT SERVICES PROFESSIONAL II	4	4	Male	2	0	1	1	0	0	0	0	
				Female	2	0	0	1	1	0	0	0	
3084	STUDENT SERVICES PROFESSIONAL III	1	1	Male	0	0	0	0	0	0	0	0	
				Female	1	0	0	1	0	0	0	0	
Grand Total #		14	12	Male #	7	2	4	1	0	0	0	0	
Grand Total %			85.7	Male %	50.0	14.3	28.6	7.1	0.0	0.0	0.0	0.0	
				Female #	7	0	1	5	1	0	0	0	
				Female%	50.0	0.0	7.1	35.7	7.1	0.0	0.0	0.0	

(+) Indicates this job contains employees who are included from another facility.

(-) Indicates this job contains employees included in this plan's Workforce Analysis but who are excluded from the rest of this facility's Affirmative Action plan.

California State University, Los Angeles
Workforce Analysis

Snapshot Date: 10/31/2023

Organizational Unit: 201650 - Applied Gerontology Institute

				Total		Total							
Job Code	Job Title	EMP	MIN		EMP	W	AA	H	A	NA	PI	2+	
2481 - Applied Gerontology Institute	DEPARTMENT CHAIR - 12 MONTH	1	1	Male	0	0	0	0	0	0	0	0	
				Female	1	0	0	1	0	0	0	0	
Grand Total #		1	1	Male #	0	0	0	0	0	0	0	0	
Grand Total %			100.0	Male %	0.0	0.0	0.0	0.0	0.0	0.0	0.0	0.0	
				Female #	1	0	0	1	0	0	0	0	
				Female%	100.0	0.0	0.0	100.0	0.0	0.0	0.0	0.0	

(+) Indicates this job contains employees who are included from another facility.

(-) Indicates this job contains employees included in this plan's Workforce Analysis but who are excluded from the rest of this facility's Affirmative Action plan.

California State University, Los Angeles
Workforce Analysis

Snapshot Date: 10/31/2023

Organizational Unit: 201665 - Nutrition and Food Science

Job Code	Job Title	Total		Total								
		EMP	MIN		EMP	W	AA	H	A	NA	PI	2+
2325	GRADUATE ASSISTANT MONTHLY	1	1	Male	0	0	0	0	0	0	0	0
				Female	1	0	0	0	1	0	0	0
1035	ADMINISTRATIVE SUPPORT COORDINATOR -12 MONTH	1	1	Male	0	0	0	0	0	0	0	0
				Female	1	0	0	1	0	0	0	0
2358 - Nutrition and Food Science	LECTURER - ACADEMIC YEAR	15	8	Male	1	0	0	1	0	0	0	0
				Female	14	7	2	1	3	1	0	0
2360 - Nutrition and Food Science	INSTRUCTIONAL FACULTY - ACADEMIC YEAR	4	2	Male	1	0	0	0	1	0	0	0
				Female	3	2	0	0	1	0	0	0
2481 - Nutrition and Food Science	DEPARTMENT CHAIR - 12 MONTH	1	0	Male	0	0	0	0	0	0	0	0
				Female	1	1	0	0	0	0	0	0
Grand Total #		22	12	Male #	2	0	0	1	1	0	0	0
Grand Total %			54.5	Male %	9.1	0.0	0.0	4.5	4.5	0.0	0.0	0.0
				Female #	20	10	2	2	5	1	0	0
				Female%	90.9	45.5	9.1	9.1	22.7	4.5	0.0	0.0

(+) Indicates this job contains employees who are included from another facility.

(-) Indicates this job contains employees included in this plan's Workforce Analysis but who are excluded from the rest of this facility's Affirmative Action plan.

California State University, Los Angeles
Workforce Analysis

Snapshot Date: 10/31/2023

Organizational Unit: 201700 - Natural & Social Sciences-Dean

Job Code	Job Title	Total		Total								
		EMP	MIN		EMP	W	AA	H	A	NA	PI	2+
2355 - Natural & Social Sciences-Dean	GRADUATE ASSISTANT	1	1	Male	1	0	0	1	0	0	0	0
				Female	0	0	0	0	0	0	0	0
2325	GRADUATE ASSISTANT MONTHLY	1	1	Male	1	0	0	1	0	0	0	0
				Female	0	0	0	0	0	0	0	0
1035	ADMINISTRATIVE SUPPORT COORDINATOR -12 MONTH	3	2	Male	0	0	0	0	0	0	0	0
				Female	3	1	1	1	0	0	0	0
1038	ADMINISTRATIVE ANALYST/SPECIALIST -12 MONTH	5	4	Male	0	0	0	0	0	0	0	0
				Female	5	1	0	4	0	0	0	0
2358 - Natural & Social Sciences-Dean	LECTURER - ACADEMIC YEAR	11	9	Male	5	1	1	3	0	0	0	0
				Female	6	1	1	3	1	0	0	0
3082	STUDENT SERVICES PROFESSIONAL II	9	7	Male	2	1	0	0	1	0	0	0
				Female	7	1	2	4	0	0	0	0
7004	EQUIPMENT TECHNICIAN I, SPECIALIZED EQUIPMENT	1	1	Male	1	0	0	1	0	0	0	0
				Female	0	0	0	0	0	0	0	0
420	INFORMATION TECHNOLOGY CONSULTANT -12	3	3	Male	3	0	0	3	0	0	0	0
				Female	0	0	0	0	0	0	0	0
800	PUBLIC AFFAIRS/COMMUNICATION SPECIALIST -12 MONTH	1	1	Male	1	0	0	1	0	0	0	0
				Female	0	0	0	0	0	0	0	0
3312	ADMINISTRATOR II	2	2	Male	2	0	0	1	1	0	0	0
				Female	0	0	0	0	0	0	0	0
2360 - Natural & Social Sciences-Dean	INSTR FAC AY	12	4	Male	6	4	0	0	2	0	0	0
				Female	6	4	0	0	2	0	0	0
2481 - Natural & Social Sciences-Dean	DEPARTMENT CHAIR - 12 MONTH	1	0	Male	0	0	0	0	0	0	0	0
				Female	1	1	0	0	0	0	0	0
3306	ADMINISTRATOR III	2	0	Male	1	1	0	0	0	0	0	0
				Female	1	1	0	0	0	0	0	0
3300	ADMINISTRATOR IV	1	1	Male	1	0	0	1	0	0	0	0
				Female	0	0	0	0	0	0	0	0

(+) Indicates this job contains employees who are included from another facility.

(-) Indicates this job contains employees included in this plan's Workforce Analysis but who are excluded from the rest of this facility's Affirmative Action plan.

California State University, Los Angeles
Workforce Analysis

Snapshot Date: 10/31/2023

Organizational Unit: 201700 - Natural & Social Sciences-Dean

Job Code	Job Title	Total		Total								
		EMP	MIN	EMP	W	AA	H	A	NA	PI	2+	
	Grand Total #	53	36	Male #	24	7	1	12	4	0	0	0
	Grand Total %		67.9	Male %	45.3	13.2	1.9	22.6	7.5	0.0	0.0	0.0
				Female #	29	10	4	12	3	0	0	0
				Female%	54.7	18.9	7.5	22.6	5.7	0.0	0.0	0.0

(+) Indicates this job contains employees who are included from another facility.

(-) Indicates this job contains employees included in this plan's Workforce Analysis but who are excluded from the rest of this facility's Affirmative Action plan.

California State University, Los Angeles
Workforce Analysis

Snapshot Date: 10/31/2023

Organizational Unit: 201705 - Anthropology

				Total		Total							
Job Code	Job Title	EMP	MIN		EMP	W	AA	H	A	NA	PI	2+	
2354 - Anthropology	TEACHING ASSOCIATE - ACADEMIC YEAR	3	0	Male	1	1	0	0	0	0	0	0	
				Female	2	2	0	0	0	0	0	0	
2355- Anthropology	GRADUATE ASSISTANT	4	1	Male	1	1	0	0	0	0	0	0	
				Female	3	2	0	1	0	0	0	0	
1035	ADMINISTRATIVE SUPPORT COORDINATOR -12 MONTH	1	1	Male	0	0	0	0	0	0	0	0	
				Female	1	0	0	1	0	0	0	0	
2358 - Anthropology	LECTURER - ACADEMIC YEAR	7	3	Male	2	0	0	0	1	0	0	1	
				Female	5	4	0	1	0	0	0	0	
2360 - Anthropology	INSTRUCTIONAL FACULTY - ACADEMIC YEAR	5	1	Male	0	0	0	0	0	0	0	0	
				Female	5	4	0	1	0	0	0	0	
2481 - Anthropology	DEPARTMENT CHAIR - 12 MONTH	1	0	Male	1	1	0	0	0	0	0	0	
				Female	0	0	0	0	0	0	0	0	
Grand Total #		21	6	Male #	5	3	0	0	1	0	0	1	
Grand Total %			28.6	Male %	23.8	14.3	0.0	0.0	4.8	0.0	0.0	4.8	
				Female #	16	12	0	4	0	0	0	0	
				Female%	76.2	57.1	0.0	19.0	0.0	0.0	0.0	0.0	

(+) Indicates this job contains employees who are included from another facility.

(-) Indicates this job contains employees included in this plan's Workforce Analysis but who are excluded from the rest of this facility's Affirmative Action plan.

California State University, Los Angeles
Workforce Analysis

Snapshot Date: 10/31/2023

Organizational Unit: 201710 - Biology and Microbiology

				Total		Total						
Job Code	Job Title	EMP	MIN		EMP	W	AA	H	A	NA	PI	2+
2354 - Biology and Microbiology	TEACHING ASSOCIATE AY	3	2	Male	0	0	0	0	0	0	0	0
				Female	3	1	0	2	0	0	0	0
2355 - Biology and Microbiology	GRADUATE ASSISTANT	6	6	Male	3	0	0	2	1	0	0	0
				Female	3	0	0	1	2	0	0	0
1035	ADMINISTRATIVE SUPPORT COORDINATOR -12 MONTH	1	1	Male	0	0	0	0	0	0	0	0
				Female	1	0	0	1	0	0	0	0
2358 - Biology and Microbiology	LECTURER - ACADEMIC YEAR	23	13	Male	10	6	0	1	3	0	0	0
				Female	13	4	2	4	3	0	0	0
1617	INSTRUCTIONAL SUPPORT TECHNICIAN II	1	1	Male	1	0	1	0	0	0	0	0
				Female	0	0	0	0	0	0	0	0
1619	INSTRUCTIONAL SUPPORT TECHNICIAN III	4	4	Male	1	0	0	0	1	0	0	0
				Female	3	0	0	1	2	0	0	0
2360 - Biology and Microbiology	INSTRUCTIONAL FACULTY - ACADEMIC YEAR	17	8	Male	8	4	0	3	1	0	0	0
				Female	9	5	1	2	1	0	0	0
2481 - Biology and Microbiology	DEPARTMENT CHAIR - 12 MONTH	1	0	Male	0	0	0	0	0	0	0	0
				Female	1	1	0	0	0	0	0	0
Grand Total #		56	35	Male #	23	10	1	6	6	0	0	0
Grand Total %			62.5	Male %	41.1	17.9	1.8	10.7	10.7	0.0	0.0	0.0
				Female #	33	11	3	11	8	0	0	0
				Female%	58.9	19.6	5.4	19.6	14.3	0.0	0.0	0.0

(+) Indicates this job contains employees who are included from another facility.

(-) Indicates this job contains employees included in this plan's Workforce Analysis but who are excluded from the rest of this facility's Affirmative Action plan.

California State University, Los Angeles
Workforce Analysis

Snapshot Date: 10/31/2023

Organizational Unit: 201715 - Chemistry & Biochemistry

		Total		Total								
Job Code	Job Title	EMP	MIN		EMP	W	AA	H	A	NA	PI	2+
2355 - Chemistry & Biochemistry	GRADUATE ASSISTANT	9	9	Male	5	0	0	3	2	0	0	0
				Female	4	0	0	2	2	0	0	0
1032	ADMINISTRATIVE SUPPORT ASSISTANT -12 MONTH	1	1	Male	0	0	0	0	0	0	0	0
				Female	1	0	0	0	1	0	0	0
1035	ADMINISTRATIVE SUPPORT COORDINATOR -12 MONTH	1	1	Male	0	0	0	0	0	0	0	0
				Female	1	0	0	1	0	0	0	0
1617	INSTRUCTIONAL SUPPORT TECHNICIAN II	1	1	Male	1	0	0	1	0	0	0	0
				Female	0	0	0	0	0	0	0	0
2358 - Chemistry & Biochemistry	LECTURER - ACADEMIC YEAR	23	14	Male	17	8	1	2	6	0	0	0
				Female	6	1	0	1	4	0	0	0
1619	INSTRUCTIONAL SUPPORT TECHNICIAN III	2	2	Male	1	0	0	1	0	0	0	0
				Female	1	0	0	0	1	0	0	0
7023	EQUIPMENT TECHNICIAN III, ELECTRONIC	2	2	Male	2	0	2	0	0	0	0	0
				Female	0	0	0	0	0	0	0	0
2360 - Chemistry & Biochemistry	INSTRUCTIONAL FACULTY - ACADEMIC YEAR	11	8	Male	6	3	1	1	1	0	0	0
				Female	5	0	0	2	3	0	0	0
2481 - Chemistry & Biochemistry	DEPARTMENT CHAIR - 12 MONTH	1	1	Male	0	0	0	0	0	0	0	0
				Female	1	0	1	0	0	0	0	0
Grand Total #		51	39	Male #	32	11	4	8	9	0	0	0
Grand Total %			76.5	Male %	62.7	21.6	7.8	15.7	17.6	0.0	0.0	0.0
				Female #	19	1	1	6	11	0	0	0
				Female%	37.3	2.0	2.0	11.8	21.6	0.0	0.0	0.0

(+) Indicates this job contains employees who are included from another facility.

(-) Indicates this job contains employees included in this plan's Workforce Analysis but who are excluded from the rest of this facility's Affirmative Action plan.

California State University, Los Angeles
Workforce Analysis

Snapshot Date: 10/31/2023

Organizational Unit: 201730 - Geological Sciences

				Total		Total						
Job Code	Job Title	EMP	MIN		EMP	W	AA	H	A	NA	PI	2+
2354 - Geological Sciences	TEACHING ASSOCIATE - ACADEMIC YEAR	1	1	Male	0	0	0	0	0	0	0	0
				Female	1	0	0	1	0	0	0	0
2355- Geological Sciences	GRADUATE ASSISTANT	2	2	Male	1	0	0	1	0	0	0	0
				Female	1	0	0	0	1	0	0	0
1035	ADMINISTRATIVE SUPPORT COORDINATOR -12 MONTH	1	1	Male	1	0	0	0	1	0	0	0
				Female	0	0	0	0	0	0	0	0
2358 - Geological Sciences	LECTURER - ACADEMIC YEAR	12	6	Male	3	3	0	0	0	0	0	0
				Female	9	3	0	5	1	0	0	0
2360 - Geological Sciences	INSTRUCTIONAL FACULTY - ACADEMIC YEAR	7	3	Male	4	3	0	0	1	0	0	0
				Female	3	1	0	0	1	0	0	1
2481 - Geological Sciences	DEPARTMENT CHAIR - 12 MONTH	1	1	Male	1	0	0	0	1	0	0	0
				Female	0	0	0	0	0	0	0	0
Grand Total #		24	14	Male #	10	6	0	1	3	0	0	0
Grand Total %			58.3	Male %	41.7	25.0	0.0	4.2	12.5	0.0	0.0	0.0
				Female #	14	4	0	6	3	0	0	1
				Female%	58.3	16.7	0.0	25.0	12.5	0.0	0.0	4.2

(+) Indicates this job contains employees who are included from another facility.

(-) Indicates this job contains employees included in this plan's Workforce Analysis but who are excluded from the rest of this facility's Affirmative Action plan.

California State University, Los Angeles
Workforce Analysis

Snapshot Date: 10/31/2023

Organizational Unit: 201735 - History

				Total		Total							
Job Code	Job Title	EMP	MIN		EMP	W	AA	H	A	NA	PI	2+	
2355 - History	GRADUATE ASSISTANT	3	2	Male	1	1	0	0	0	0	0	0	
				Female	2	0	1	1	0	0	0	0	
1032	ADMINISTRATIVE SUPPORT ASSISTANT -12 MONTH	1	1	Male	0	0	0	0	0	0	0	0	
				Female	1	0	0	1	0	0	0	0	
1035	ADMINISTRATIVE SUPPORT COORDINATOR -12 MONTH	1	1	Male	0	0	0	0	0	0	0	0	
				Female	1	0	1	0	0	0	0	0	
2358 - History	LECTURER - ACADEMIC YEAR	13	6	Male	8	4	0	4	0	0	0	0	
				Female	5	3	0	2	0	0	0	0	
2360 - History	INSTRUCTIONAL FACULTY - ACADEMIC YEAR	10	4	Male	4	3	0	1	0	0	0	0	
				Female	6	3	0	1	2	0	0	0	
2481 - History	DEPARTMENT CHAIR - 12 MONTH	1	0	Male	1	1	0	0	0	0	0	0	
				Female	0	0	0	0	0	0	0	0	
Grand Total #		29	14	Male #	14	9	0	5	0	0	0	0	
Grand Total %			48.3	Male %	48.3	31.0	0.0	17.2	0.0	0.0	0.0	0.0	
				Female #	15	6	2	5	2	0	0	0	
				Female%	51.7	20.7	6.9	17.2	6.9	0.0	0.0	0.0	

(+) Indicates this job contains employees who are included from another facility.

(-) Indicates this job contains employees included in this plan's Workforce Analysis but who are excluded from the rest of this facility's Affirmative Action plan.

California State University, Los Angeles
Workforce Analysis

Snapshot Date: 10/31/2023

Organizational Unit: 201740 - Latin American Studies

		Total		Total								
Job Code	Job Title	EMP	MIN		EMP	W	AA	H	A	NA	PI	2+
2358 - Latin American Studies	LECTURER - ACADEMIC YEAR	5	5	Male	1	0	0	1	0	0	0	0
				Female	4	0	0	4	0	0	0	0
2360 - Latin American Studies	INSTRUCTIONAL FACULTY - ACADEMIC YEAR	3	3	Male	1	0	0	1	0	0	0	0
				Female	2	0	0	2	0	0	0	0
2481 - Latin American Studies	DEPARTMENT CHAIR - 12 MONTH	1	0	Male	0	0	0	0	0	0	0	0
				Female	1	1	0	0	0	0	0	0
Grand Total #		9	8	Male #	2	0	0	2	0	0	0	0
Grand Total %			88.9	Male %	22.2	0.0	0.0	22.2	0.0	0.0	0.0	0.0
				Female #	7	1	0	6	0	0	0	0
				Female%	77.8	11.1	0.0	66.7	0.0	0.0	0.0	0.0

(+) Indicates this job contains employees who are included from another facility.

(-) Indicates this job contains employees included in this plan's Workforce Analysis but who are excluded from the rest of this facility's Affirmative Action plan.

California State University, Los Angeles
Workforce Analysis

Snapshot Date: 10/31/2023

Organizational Unit: 201745 - Mathematics

				Total		Total							
Job Code	Job Title	EMP	MIN		EMP	W	AA	H	A	NA	PI	2+	
2354 - Mathematics	TEACHING ASSOCIATE - ACADEMIC YEAR	7	4	Male	3	2	0	0	1	0	0	0	
				Female	4	1	1	1	0	0	0		
1032	ADMINISTRATIVE SUPPORT ASSISTANT -12 MONTH	1	1	Male	1	0	0	1	0	0	0	0	
				Female	0	0	0	0	0	0	0	0	
2358 - Mathematics	LECTURER - ACADEMIC YEAR	43	29	Male	20	4	1	4	11	0	0	0	
				Female	23	10	0	1	12	0	0	0	
2360 - Mathematics	INSTRUCTIONAL FACULTY - ACADEMIC YEAR	13	5	Male	11	7	1	1	2	0	0	0	
				Female	2	1	0	0	1	0	0	0	
2481 - Mathematics	DEPARTMENT CHAIR - 12 MONTH	1	1	Male	0	0	0	0	0	0	0	0	
				Female	1	0	0	0	1	0	0	0	
Grand Total #		65	40	Male #	35	13	2	6	14	0	0	0	
Grand Total %			61.5	Male %	53.8	20.0	3.1	9.2	21.5	0.0	0.0	0.0	
				Female #	30	12	1	2	15	0	0	0	
				Female%	46.2	18.5	1.5	3.1	23.1	0.0	0.0	0.0	

(+) Indicates this job contains employees who are included from another facility.

(-) Indicates this job contains employees included in this plan's Workforce Analysis but who are excluded from the rest of this facility's Affirmative Action plan.

California State University, Los Angeles
Workforce Analysis

Snapshot Date: 10/31/2023

Organizational Unit: 201755 - Physics and Astronomy

				Total		Total							
Job Code	Job Title	EMP	MIN		EMP	W	AA	H	A	NA	PI	2+	
2354 - Physics and Astronomy	TEACHING ASSOCIATE - ACADEMIC YEAR	3	1	Male	1	1	0	0	0	0	0	0	
				Female	2	1	0	0	1	0	0	0	
2355 - Physics and Astronomy	GRADUATE ASSISTANT	6	2	Male	3	1	0	2	0	0	0	0	
				Female	3	3	0	0	0	0	0	0	
1035	ADMINISTRATIVE SUPPORT COORDINATOR -12 MONTH	1	1	Male	1	0	0	1	0	0	0	0	
				Female	0	0	0	0	0	0	0	0	
1619	INSTRUCTIONAL SUPPORT TECHNICIAN III	1	1	Male	1	0	0	1	0	0	0	0	
				Female	0	0	0	0	0	0	0	0	
2358 - Physics and Astronomy	LECTURER - ACADEMIC YEAR	15	6	Male	11	7	0	1	3	0	0	0	
				Female	4	2	0	0	2	0	0	0	
7024	EQUIPMENT TECHNICIAN III, SPECIALIZED EQUIPMENT	1	1	Male	0	0	0	0	0	0	0	0	
				Female	1	0	0	1	0	0	0	0	
2360 - Physics and Astronomy	INSTRUCTIONAL FACULTY - ACADEMIC YEAR	5	2	Male	2	0	0	2	0	0	0	0	
				Female	3	3	0	0	0	0	0	0	
2481 - Physics and Astronomy	DEPARTMENT CHAIR - 12 MONTH	1	0	Male	1	1	0	0	0	0	0	0	
				Female	0	0	0	0	0	0	0	0	
Grand Total #		33	14	Male #	20	10	0	7	3	0	0	0	
Grand Total %			42.4	Male %	60.6	30.3	0.0	21.2	9.1	0.0	0.0	0.0	
				Female #	13	9	0	1	3	0	0	0	
				Female%	39.4	27.3	0.0	3.0	9.1	0.0	0.0	0.0	

(+) Indicates this job contains employees who are included from another facility.

(-) Indicates this job contains employees included in this plan's Workforce Analysis but who are excluded from the rest of this facility's Affirmative Action plan.

California State University, Los Angeles
Workforce Analysis

Snapshot Date: 10/31/2023

Organizational Unit: 201760 - Political Science

				Total		Total						
Job Code	Job Title	EMP	MIN		EMP	W	AA	H	A	NA	PI	2+
2355 - Political Science	GRADUATE ASSISTANT	3	2	Male	3	1	0	2	0	0	0	0
				Female	0	0	0	0	0	0	0	0
2358 - Political Science	LECTURER - ACADEMIC YEAR	10	5	Male	6	3	0	1	1	0	0	1
				Female	4	2	1	0	1	0	0	0
2360 - Political Science	INSTRUCTIONAL FACULTY - ACADEMIC YEAR	10	6	Male	6	3	0	0	3	0	0	0
				Female	4	1	1	0	2	0	0	0
2481 - Political Science	DEPARTMENT CHAIR - 12 MONTH	1	0	Male	1	1	0	0	0	0	0	0
				Female	0	0	0	0	0	0	0	0
Grand Total #		24	13	Male #	16	8	0	3	4	0	0	1
Grand Total %			54.2	Male %	66.7	33.3	0.0	12.5	16.7	0.0	0.0	4.2
				Female #	8	3	2	0	3	0	0	0
				Female%	33.3	12.5	8.3	0.0	12.5	0.0	0.0	0.0

(+) Indicates this job contains employees who are included from another facility.

(-) Indicates this job contains employees included in this plan's Workforce Analysis but who are excluded from the rest of this facility's Affirmative Action plan.

California State University, Los Angeles
Workforce Analysis

Snapshot Date: 10/31/2023

Organizational Unit: 201765 - Psychology

				Total		Total						
Job Code	Job Title	EMP	MIN		EMP	W	AA	H	A	NA	PI	2+
2355 - Psychology	GRADUATE ASSISTANT	13	10	Male	3	1	0	2	0	0	0	0
				Female	10	2	1	3	3	0	0	1
1032	ADMINISTRATIVE SUPPORT ASSISTANT -12 MONTH	2	2	Male	0	0	0	0	0	0	0	0
				Female	2	0	0	2	0	0	0	0
1035	ADMINISTRATIVE SUPPORT COORDINATOR -12 MONTH	1	1	Male	0	0	0	0	0	0	0	0
				Female	1	0	0	1	0	0	0	0
2358 - Psychology	LECTURER - ACADEMIC YEAR	26	15	Male	12	7	1	4	0	0	0	0
				Female	14	4	1	6	2	0	1	0
2360 - Psychology	INSTRUCTIONAL FACULTY - ACADEMIC YEAR	13	5	Male	7	6	1	0	0	0	0	0
				Female	6	2	0	2	2	0	0	0
2481 - Psychology	DEPARTMENT CHAIR - 12 MONTH	1	0	Male	0	0	0	0	0	0	0	0
				Female	1	1	0	0	0	0	0	0
Grand Total #		56	33	Male #	22	14	2	6	0	0	0	0
Grand Total %			58.9	Male %	39.3	25.0	3.6	10.7	0.0	0.0	0.0	0.0
				Female #	34	9	2	14	7	0	1	1
				Female%	60.7	16.1	3.6	25.0	12.5	0.0	1.8	1.8

(+) Indicates this job contains employees who are included from another facility.

(-) Indicates this job contains employees included in this plan's Workforce Analysis but who are excluded from the rest of this facility's Affirmative Action plan.

California State University, Los Angeles
Workforce Analysis

Snapshot Date: 10/31/2023

Organizational Unit: 201770 - Sociology

				Total		Total						
Job Code	Job Title	EMP	MIN		EMP	W	AA	H	A	NA	PI	2+
2355 - Sociology	GRADUATE ASSISTANT	3	3	Male	0	0	0	0	0	0	0	0
				Female	3	0	0	3	0	0	0	0
1035	ADMINISTRATIVE SUPPORT COORDINATOR -12 MONTH	1	1	Male	0	0	0	0	0	0	0	0
				Female	1	0	0	1	0	0	0	0
2358 - Sociology	LECTURER - ACADEMIC YEAR	12	5	Male	6	3	1	2	0	0	0	0
				Female	6	4	0	1	1	0	0	0
2360 - Sociology	INSTRUCTIONAL FACULTY - ACADEMIC YEAR	17	11	Male	6	2	0	2	2	0	0	0
				Female	11	4	1	2	3	0	0	1
2481 - Sociology	DEPARTMENT CHAIR - 12 MONTH	1	0	Male	0	0	0	0	0	0	0	0
				Female	1	1	0	0	0	0	0	0
Grand Total #		34	20	Male #	12	5	1	4	2	0	0	0
Grand Total %			58.8	Male %	35.3	14.7	2.9	11.8	5.9	0.0	0.0	0.0
				Female #	22	9	1	7	4	0	0	1
				Female%	64.7	26.5	2.9	20.6	11.8	0.0	0.0	2.9

(+) Indicates this job contains employees who are included from another facility.

(-) Indicates this job contains employees included in this plan's Workforce Analysis but who are excluded from the rest of this facility's Affirmative Action plan.

California State University, Los Angeles
Workforce Analysis

Snapshot Date: 10/31/2023

Organizational Unit: 201800 - Extended Education

				Total		Total						
Job Code	Job Title	EMP	MIN		EMP	W	AA	H	A	NA	PI	2+
1038	ADMINISTRATIVE ANALYST/SPECIALIST -12 MONTH	1	1	Male	0	0	0	0	0	0	0	0
				Female	1	0	0	1	0	0	0	0
3300	ADMINISTRATOR IV	1	1	Male	1	0	0	0	1	0	0	0
				Female	0	0	0	0	0	0	0	0
Grand Total #		2	2	Male #	1	0	0	0	1	0	0	0
Grand Total %			100.0	Male %	50.0	0.0	0.0	0.0	50.0	0.0	0.0	0.0
				Female #	1	0	0	1	0	0	0	0
				Female%	50.0	0.0	0.0	50.0	0.0	0.0	0.0	0.0

(+) Indicates this job contains employees who are included from another facility.

(-) Indicates this job contains employees included in this plan's Workforce Analysis but who are excluded from the rest of this facility's Affirmative Action plan.

California State University, Los Angeles
Workforce Analysis

Snapshot Date: 10/31/2023

Organizational Unit: 201805 - PaGE - LA Downtown office

				Total		Total							
Job Code	Job Title	EMP	MIN		EMP	W	AA	H	A	NA	PI	2+	
1035	ADMINISTRATIVE SUPPORT COORDINATOR -12 MONTH	1	1	Male	1	0	0	1	0	0	0	0	
				Female	0	0	0	0	0	0	0	0	
3082	STUDENT SERVICES PROFESSIONAL II	2	2	Male	1	0	0	1	0	0	0	0	
				Female	1	0	0	1	0	0	0	0	
3084	STUDENT SERVICES PROFESSIONAL III	1	1	Male	1	0	0	1	0	0	0	0	
				Female	0	0	0	0	0	0	0	0	
3312	ADMINISTRATOR II	1	1	Male	0	0	0	0	0	0	0	0	
				Female	1	0	0	1	0	0	0	0	
Grand Total #		5	5	Male #	3	0	0	3	0	0	0	0	
Grand Total %			100.0	Male %	60.0	0.0	0.0	60.0	0.0	0.0	0.0	0.0	
				Female #	2	0	0	2	0	0	0	0	
				Female%	40.0	0.0	0.0	40.0	0.0	0.0	0.0	0.0	

(+) Indicates this job contains employees who are included from another facility.

(-) Indicates this job contains employees included in this plan's Workforce Analysis but who are excluded from the rest of this facility's Affirmative Action plan.

California State University, Los Angeles
Workforce Analysis

Snapshot Date: 10/31/2023

Organizational Unit: 201810 - PaGE Enrollment Services

		Total		Total								
Job Code	Job Title	EMP	MIN		EMP	W	AA	H	A	NA	PI	2+
1035	ADMINISTRATIVE SUPPORT COORDINATOR -12 MONTH	1	0	Male	0	0	0	0	0	0	0	0
				Female	1	1	0	0	0	0	0	0
3082	STUDENT SERVICES PROFESSIONAL II	1	1	Male	0	0	0	0	0	0	0	0
				Female	1	0	0	1	0	0	0	0
3318	ADMINISTRATOR I	1	1	Male	1	0	0	0	1	0	0	0
				Female	0	0	0	0	0	0	0	0
Grand Total #		3	2	Male #	1	0	0	0	1	0	0	0
Grand Total %			66.7	Male %	33.3	0.0	0.0	0.0	33.3	0.0	0.0	0.0
				Female #	2	1	0	1	0	0	0	0
				Female%	66.7	33.3	0.0	33.3	0.0	0.0	0.0	0.0

(+) Indicates this job contains employees who are included from another facility.

(-) Indicates this job contains employees included in this plan's Workforce Analysis but who are excluded from the rest of this facility's Affirmative Action plan.

California State University, Los Angeles
Workforce Analysis

Snapshot Date: 10/31/2023

Organizational Unit: 201815 - PaGE

				Total		Total							
Job Code	Job Title	EMP	MIN		EMP	W	AA	H	A	NA	PI	2+	
1035	ADMINISTRATIVE SUPPORT COORDINATOR -12 MONTH	1	1	Male	0	0	0	0	0	0	0	0	
				Female	1	0	0	0	0	0	0	1	
3312	ADMINISTRATOR II	1	1	Male	0	0	0	0	0	0	0	0	
				Female	1	0	0	0	1	0	0	0	
Grand Total #		2	2	Male #	0	0	0	0	0	0	0	0	
Grand Total %			100.0	Male %	0.0	0.0	0.0	0.0	0.0	0.0	0.0	0.0	
				Female #	2	0	0	0	1	0	0	1	
				Female%	100.0	0.0	0.0	0.0	50.0	0.0	0.0	50.0	

(+) Indicates this job contains employees who are included from another facility.

(-) Indicates this job contains employees included in this plan's Workforce Analysis but who are excluded from the rest of this facility's Affirmative Action plan.

California State University, Los Angeles
Workforce Analysis

Snapshot Date: 10/31/2023

Organizational Unit: 201820 - PaGE Program Area

				Total		Total						
Job Code	Job Title	EMP	MIN		EMP	W	AA	H	A	NA	PI	2+
1035	ADMINISTRATIVE SUPPORT COORDINATOR -12 MONTH	1	1	Male	1	0	0	1	0	0	0	0
				Female	0	0	0	0	0	0	0	0
5182	EXTENDED EDUCATION SPECIALIST II	2	2	Male	0	0	0	0	0	0	0	0
				Female	2	0	0	0	2	0	0	0
3318	ADMINISTRATOR I	1	1	Male	0	0	0	0	0	0	0	0
				Female	1	0	0	1	0	0	0	0
3312	ADMINISTRATOR II	1	1	Male	1	0	0	0	1	0	0	0
				Female	0	0	0	0	0	0	0	0
Grand Total #		5	5	Male #	2	0	0	1	1	0	0	0
Grand Total %			100.0	Male %	40.0	0.0	0.0	20.0	20.0	0.0	0.0	0.0
				Female #	3	0	0	1	2	0	0	0
				Female%	60.0	0.0	0.0	20.0	40.0	0.0	0.0	0.0

(+) Indicates this job contains employees who are included from another facility.

(-) Indicates this job contains employees included in this plan's Workforce Analysis but who are excluded from the rest of this facility's Affirmative Action plan.

California State University, Los Angeles
Workforce Analysis

Snapshot Date: 10/31/2023

Organizational Unit: 201835 - Study in LA

Job Code	Job Title	Total		Total								
		EMP	MIN		EMP	W	AA	H	A	NA	PI	2+
5182	EXTENDED EDUCATION SPECIALIST II	1	1	Male	0	0	0	0	0	0	0	0
				Female	1	0	0	0	1	0	0	0
Grand Total #				Male #	0	0	0	0	0	0	0	0
Grand Total %				Male %	0.0	0.0	0.0	0.0	0.0	0.0	0.0	0.0
				Female #	1	0	0	0	1	0	0	0
				Female%	100.0	0.0	0.0	0.0	100.0	0.0	0.0	0.0

(+) Indicates this job contains employees who are included from another facility.

(-) Indicates this job contains employees included in this plan's Workforce Analysis but who are excluded from the rest of this facility's Affirmative Action plan.

California State University, Los Angeles
Workforce Analysis

Snapshot Date: 10/31/2023

Organizational Unit: 201840 - PaGE International Office

				Total		Total							
Job Code	Job Title	EMP	MIN		EMP	W	AA	H	A	NA	PI	2+	
3082	STUDENT SERVICES PROFESSIONAL II	1	1	Male	1	0	0	0	1	0	0	0	
				Female	0	0	0	0	0	0	0		
3084	STUDENT SERVICES PROFESSIONAL III	2	2	Male	0	0	0	0	0	0	0	0	
				Female	2	0	0	0	2	0	0	0	
3312	ADMINISTRATOR II	1	0	Male	1	1	0	0	0	0	0	0	
				Female	0	0	0	0	0	0	0	0	
Grand Total #		4	3	Male #	2	1	0	0	1	0	0	0	
Grand Total %			75.0	Male %	50.0	25.0	0.0	0.0	25.0	0.0	0.0	0.0	
				Female #	2	0	0	0	2	0	0	0	
				Female%	50.0	0.0	0.0	0.0	50.0	0.0	0.0	0.0	

(+) Indicates this job contains employees who are included from another facility.

(-) Indicates this job contains employees included in this plan's Workforce Analysis but who are excluded from the rest of this facility's Affirmative Action plan.

California State University, Los Angeles
Workforce Analysis

Snapshot Date: 10/31/2023

Organizational Unit: 201850 - PaGE Fiscal Operations

				Total		Total							
Job Code	Job Title	EMP	MIN		EMP	W	AA	H	A	NA	PI	2+	
1038	ADMINISTRATIVE ANALYST/SPECIALIST -12 MONTH	2	2	Male	0	0	0	0	0	0	0	0	
				Female	2	0	0	0	2	0	0	0	
3312	ADMINISTRATOR II	1	1	Male	1	0	0	0	1	0	0	0	
				Female	0	0	0	0	0	0	0	0	
Grand Total #		3	3	Male #	1	0	0	0	1	0	0	0	
Grand Total %			100.0	Male %	33.3	0.0	0.0	0.0	33.3	0.0	0.0	0.0	
				Female #	2	0	0	0	2	0	0	0	
				Female%	66.7	0.0	0.0	0.0	66.7	0.0	0.0	0.0	

(+) Indicates this job contains employees who are included from another facility.

(-) Indicates this job contains employees included in this plan's Workforce Analysis but who are excluded from the rest of this facility's Affirmative Action plan.

California State University, Los Angeles
Workforce Analysis

Snapshot Date: 10/31/2023

Organizational Unit: 201860 - PaGE Mkting and Communication

				Total	Total							
Job Code	Job Title	EMP	MIN									
800	PUBLIC AFFAIRS/COMMUNICATION SPECIALIST -12 MONTH	2	2	Male	1	0	0	1	0	0	0	0
				Female	1	0	0	1	0	0	0	0
Grand Total #		2	2	Male #	1	0	0	1	0	0	0	0
Grand Total %			100.0	Male %	50.0	0.0	0.0	50.0	0.0	0.0	0.0	0.0
				Female #	1	0	0	1	0	0	0	0
				Female%	50.0	0.0	0.0	50.0	0.0	0.0	0.0	0.0

(+) Indicates this job contains employees who are included from another facility.

(-) Indicates this job contains employees included in this plan's Workforce Analysis but who are excluded from the rest of this facility's Affirmative Action plan.

California State University, Los Angeles
Workforce Analysis

Snapshot Date: 10/31/2023

Organizational Unit: 201900 - College of Ethnic Studies

				Total		Total						
Job Code	Job Title	EMP	MIN		EMP	W	AA	H	A	NA	PI	2+
1032	ADMINISTRATIVE SUPPORT ASSISTANT -12 MONTH	1	1	Male	1	0	0	1	0	0	0	0
				Female	0	0	0	0	0	0	0	0
1038	ADMINISTRATIVE ANALYST/SPECIALIST -12 MONTH	1	1	Male	0	0	0	0	0	0	0	0
				Female	1	0	1	0	0	0	0	0
2358 - College of Ethnic Studies	LECTURER - ACADEMIC YEAR	1	1	Male	1	0	0	0	1	0	0	0
				Female	0	0	0	0	0	0	0	0
3312	ADMINISTRATOR II	1	1	Male	1	0	1	0	0	0	0	0
				Female	0	0	0	0	0	0	0	0
3306	ADMINISTRATOR III	1	1	Male	1	0	0	1	0	0	0	0
				Female	0	0	0	0	0	0	0	0
3300	ADMINISTRATOR IV	1	1	Male	0	0	0	0	0	0	0	0
				Female	1	0	0	0	1	0	0	0
Grand Total #		6	6	Male #	4	0	1	2	1	0	0	0
Grand Total %			100.0	Male %	66.7	0.0	16.7	33.3	16.7	0.0	0.0	0.0
				Female #	2	0	1	0	1	0	0	0
				Female%	33.3	0.0	16.7	0.0	16.7	0.0	0.0	0.0

(+) Indicates this job contains employees who are included from another facility.

(-) Indicates this job contains employees included in this plan's Workforce Analysis but who are excluded from the rest of this facility's Affirmative Action plan.

California State University, Los Angeles
Workforce Analysis

Snapshot Date: 10/31/2023

Organizational Unit: 201901 - Asian American Studies

		Total		Total								
Job Code	Job Title	EMP	MIN		EMP	W	AA	H	A	NA	PI	2+
1035	ADMINISTRATIVE SUPPORT COORDINATOR -12 MONTH	1	1	Male	1	0	0	1	0	0	0	0
				Female	0	0	0	0	0	0	0	0
2358 - Asian American Studies	LECTURER - ACADEMIC YEAR	2	2	Male	1	0	0	0	1	0	0	0
				Female	1	0	0	0	1	0	0	0
2360 - Asian American Studies	INSTRUCTIONAL FACULTY - ACADEMIC YEAR	5	5	Male	2	0	0	0	2	0	0	0
				Female	3	0	0	0	2	0	0	1
Grand Total #		8	8	Male #	4	0	0	1	3	0	0	0
Grand Total %			100.0	Male %	50.0	0.0	0.0	12.5	37.5	0.0	0.0	0.0
				Female #	4	0	0	0	3	0	0	1
				Female%	50.0	0.0	0.0	0.0	37.5	0.0	0.0	12.5

(+) Indicates this job contains employees who are included from another facility.

(-) Indicates this job contains employees included in this plan's Workforce Analysis but who are excluded from the rest of this facility's Affirmative Action plan.

California State University, Los Angeles
Workforce Analysis

Snapshot Date: 10/31/2023

Organizational Unit: 201902 - Chicana(o) & Latina(o) Studies

Job Code	Job Title	Total		Total								
		EMP	MIN		EMP	W	AA	H	A	NA	PI	2+
2325	GRADUATE ASSISTANT MONTHLY	9	9	Male	3	0	0	3	0	0	0	0
				Female	6	0	0	6	0	0	0	0
1035	ADMINISTRATIVE SUPPORT COORDINATOR -12 MONTH	1	1	Male	0	0	0	0	0	0	0	0
				Female	1	0	0	1	0	0	0	0
2358 - Chicano Studies	LECTURER - ACADEMIC YEAR	32	31	Male	11	0	0	11	0	0	0	0
				Female	21	1	0	19	0	1	0	0
2360 - Chicano Studies	INSTRUCTIONAL FACULTY - ACADEMIC YEAR	6	6	Male	2	0	0	2	0	0	0	0
				Female	4	0	0	3	0	0	1	0
2481 - Chicano Studies	DEPARTMENT CHAIR - 12 MONTH	1	1	Male	0	0	0	0	0	0	0	0
				Female	1	0	0	1	0	0	0	0
Grand Total #		49	48	Male #	16	0	0	16	0	0	0	0
Grand Total %			98.0	Male %	32.7	0.0	0.0	32.7	0.0	0.0	0.0	0.0
				Female #	33	1	0	30	0	1	1	0
				Female%	67.3	2.0	0.0	61.2	0.0	2.0	2.0	0.0

(+) Indicates this job contains employees who are included from another facility.

(-) Indicates this job contains employees included in this plan's Workforce Analysis but who are excluded from the rest of this facility's Affirmative Action plan.

California State University, Los Angeles
Workforce Analysis

Snapshot Date: 10/31/2023

Organizational Unit: 201903 - Pan African Studies

				Total		Total							
Job Code	Job Title	EMP	MIN		EMP	W	AA	H	A	NA	PI	2+	
1035	ADMINISTRATIVE SUPPORT COORDINATOR -12 MONTH	1	1	Male	0	0	0	0	0	0	0	0	
				Female	1	0	1	0	0	0	0	0	
2358 - Pan African Studies	LECTURER - ACADEMIC YEAR	7	7	Male	4	0	4	0	0	0	0	0	
				Female	3	0	3	0	0	0	0	0	
2360 - Pan African Studies	INSTRUCTIONAL FACULTY - ACADEMIC YEAR	7	7	Male	4	0	4	0	0	0	0	0	
				Female	3	0	2	0	0	0	0	1	
2481 - Pan African Studies	DEPARTMENT CHAIR - 12 MONTH	1	1	Male	1	0	1	0	0	0	0	0	
				Female	0	0	0	0	0	0	0	0	
Grand Total #		16	16	Male #	9	0	9	0	0	0	0	0	
Grand Total %			100.0	Male %	56.3	0.0	56.3	0.0	0.0	0.0	0.0	0.0	
				Female #	7	0	6	0	0	0	0	1	
				Female%	43.8	0.0	37.5	0.0	0.0	0.0	0.0	6.3	

(+) Indicates this job contains employees who are included from another facility.

(-) Indicates this job contains employees included in this plan's Workforce Analysis but who are excluded from the rest of this facility's Affirmative Action plan.

California State University, Los Angeles
Workforce Analysis

Snapshot Date: 10/31/2023

Organizational Unit: 204000 - AVP Enrollment Mgt Office

				Total		Total						
Job Code	Job Title	EMP	MIN		EMP	W	AA	H	A	NA	PI	2+
1038	ADMINISTRATIVE ANALYST/SPECIALIST -12 MONTH	2	1	Male	1	0	0	1	0	0	0	0
				Female	1	1	0	0	0	0	0	0
3312	ADMINISTRATOR II	1	1	Male	1	0	0	1	0	0	0	0
				Female	0	0	0	0	0	0	0	0
Grand Total #			3	2	Male #	2	0	0	2	0	0	0
Grand Total %				66.7	Male %	66.7	0.0	0.0	66.7	0.0	0.0	0.0
					Female #	1	1	0	0	0	0	0
					Female%	33.3	33.3	0.0	0.0	0.0	0.0	0.0

(+) Indicates this job contains employees who are included from another facility.

(-) Indicates this job contains employees included in this plan's Workforce Analysis but who are excluded from the rest of this facility's Affirmative Action plan.

California State University, Los Angeles
Workforce Analysis

Snapshot Date: 10/31/2023

Organizational Unit: 204135 - Student Financial Aid

				Total		Total						
Job Code	Job Title	EMP	MIN	EMP		W	AA	H	A	NA	PI	2+
1032	ADMINISTRATIVE SUPPORT ASSISTANT -12 MONTH	2	2	Male	1	0	0	0	1	0	0	0
				Female	1	0	0	1	0	0	0	0
2635	STUDENT PERSONNEL TECHNICIAN, FINANCIAL AIDS	3	3	Male	0	0	0	0	0	0	0	0
				Female	3	0	0	3	0	0	0	0
1035	ADMINISTRATIVE SUPPORT COORDINATOR -12 MONTH	1	1	Male	0	0	0	0	0	0	0	0
				Female	1	0	0	1	0	0	0	0
1038	ADMINISTRATIVE ANALYST/SPECIALIST -12 MONTH	2	1	Male	0	0	0	0	0	0	0	0
				Female	2	1	0	0	1	0	0	0
3082	STUDENT SERVICES PROFESSIONAL II	6	6	Male	1	0	0	1	0	0	0	0
				Female	5	0	0	4	1	0	0	0
3084	STUDENT SERVICES PROFESSIONAL III	1	1	Male	1	0	0	1	0	0	0	0
				Female	0	0	0	0	0	0	0	0
420	INFORMATION TECHNOLOGY CONSULTANT -12	2	2	Male	1	0	0	0	1	0	0	0
				Female	1	0	0	1	0	0	0	0
3312	ADMINISTRATOR II	3	2	Male	1	1	0	0	0	0	0	0
				Female	2	0	0	1	1	0	0	0
Grand Total #		20	18	Male #	5	1	0	2	2	0	0	0
Grand Total %			90.0	Male %	25.0	5.0	0.0	10.0	10.0	0.0	0.0	0.0
				Female #	15	1	0	11	3	0	0	0
				Female%	75.0	5.0	0.0	55.0	15.0	0.0	0.0	0.0

(+) Indicates this job contains employees who are included from another facility.

(-) Indicates this job contains employees included in this plan's Workforce Analysis but who are excluded from the rest of this facility's Affirmative Action plan.

California State University, Los Angeles
Workforce Analysis

Snapshot Date: 10/31/2023

Organizational Unit: 204145 - Admissions

				Total		Total						
Job Code	Job Title	EMP	MIN		EMP	W	AA	H	A	NA	PI	2+
1032	ADMINISTRATIVE SUPPORT ASSISTANT -12 MONTH	3	3	Male	0	0	0	0	0	0	0	0
				Female	3	0	0	1	2	0	0	0
2634	EVALUATOR TRAINEE	3	3	Male	2	0	0	1	1	0	0	0
				Female	1	0	0	1	0	0	0	0
1035	ADMINISTRATIVE SUPPORT COORDINATOR -12 MONTH	3	3	Male	0	0	0	0	0	0	0	0
				Female	3	0	0	2	1	0	0	0
2632	EVALUATOR I	4	2	Male	2	1	0	0	1	0	0	0
				Female	2	1	0	1	0	0	0	0
2633	EVALUATOR II	7	7	Male	3	0	0	1	2	0	0	0
				Female	4	0	0	3	1	0	0	0
1038	ADMINISTRATIVE ANALYST/SPECIALIST -12 MONTH	2	2	Male	1	0	0	0	1	0	0	0
				Female	1	0	0	1	0	0	0	0
420	INFORMATION TECHNOLOGY CONSULTANT -12	1	1	Male	0	0	0	0	0	0	0	0
				Female	1	0	0	1	0	0	0	0
3318	ADMINISTRATOR I	2	2	Male	2	0	0	1	0	0	0	1
				Female	0	0	0	0	0	0	0	0
Grand Total #		25	23	Male #	10	1	0	3	5	0	0	1
Grand Total %			92.0	Male %	40.0	4.0	0.0	12.0	20.0	0.0	0.0	4.0
				Female #	15	1	0	10	4	0	0	0
				Female%	60.0	4.0	0.0	40.0	16.0	0.0	0.0	0.0

(+) Indicates this job contains employees who are included from another facility.

(-) Indicates this job contains employees included in this plan's Workforce Analysis but who are excluded from the rest of this facility's Affirmative Action plan.

California State University, Los Angeles
Workforce Analysis

Snapshot Date: 10/31/2023

Organizational Unit: 204150 - Registrars Office

				Total		Total						
Job Code	Job Title	EMP	MIN		EMP	W	AA	H	A	NA	PI	2+
1032	ADMINISTRATIVE SUPPORT ASSISTANT -12 MONTH	4	3	Male	2	1	0	1	0	0	0	0
				Female	2	0	0	2	0	0	0	0
1035	ADMINISTRATIVE SUPPORT COORDINATOR -12 MONTH	4	3	Male	0	0	0	0	0	0	0	0
				Female	4	1	0	3	0	0	0	0
2634	EVALUATOR TRAINEE	1	1	Male	0	0	0	0	0	0	0	0
				Female	1	0	0	1	0	0	0	0
2632	EVALUATOR I	7	7	Male	2	0	0	2	0	0	0	0
				Female	5	0	0	4	0	0	0	1
1038	ADMINISTRATIVE ANALYST/SPECIALIST -12 MONTH	7	6	Male	2	1	0	0	1	0	0	0
				Female	5	0	0	4	1	0	0	0
2633	EVALUATOR II	1	1	Male	0	0	0	0	0	0	0	0
				Female	1	0	1	0	0	0	0	0
3084	STUDENT SERVICES PROFESSIONAL III	1	1	Male	0	0	0	0	0	0	0	0
				Female	1	0	1	0	0	0	0	0
420	INFORMATION TECHNOLOGY CONSULTANT -12	1	1	Male	1	0	0	1	0	0	0	0
				Female	0	0	0	0	0	0	0	0
3318	ADMINISTRATOR I	1	0	Male	1	1	0	0	0	0	0	0
				Female	0	0	0	0	0	0	0	0
3312	ADMINISTRATOR II	3	1	Male	0	0	0	0	0	0	0	0
				Female	3	2	0	0	1	0	0	0
3306	ADMINISTRATOR III	1	0	Male	1	1	0	0	0	0	0	0
				Female	0	0	0	0	0	0	0	0
Grand Total #		31	24	Male #	9	4	0	4	1	0	0	0
Grand Total %			77.4	Male %	29.0	12.9	0.0	12.9	3.2	0.0	0.0	0.0
				Female #	22	3	2	14	2	0	0	1
				Female%	71.0	9.7	6.5	45.2	6.5	0.0	0.0	3.2

(+) Indicates this job contains employees who are included from another facility.

(-) Indicates this job contains employees included in this plan's Workforce Analysis but who are excluded from the rest of this facility's Affirmative Action plan.

California State University, Los Angeles
Workforce Analysis

Snapshot Date: 10/31/2023

Organizational Unit: 204155 - University Outreach

Job Code	Job Title	Total		Total								
		EMP	MIN		EMP	W	AA	H	A	NA	PI	2+
3079	STUDENT SERVICES PROFESSIONAL I	1	1	Male	0	0	0	0	0	0	0	0
				Female	1	0	0	0	1	0	0	0
3082	STUDENT SERVICES PROFESSIONAL II	4	4	Male	1	0	1	0	0	0	0	0
				Female	3	0	0	3	0	0	0	0
3318	ADMINISTRATOR I	1	1	Male	0	0	0	0	0	0	0	0
				Female	1	0	1	0	0	0	0	0
3312	ADMINISTRATOR II	1	1	Male	0	0	0	0	0	0	0	0
				Female	1	0	0	0	1	0	0	0
Grand Total #		7	7	Male #	1	0	1	0	0	0	0	0
Grand Total %			100.0	Male %	14.3	0.0	14.3	0.0	0.0	0.0	0.0	0.0
				Female #	6	0	1	3	2	0	0	0
				Female%	85.7	0.0	14.3	42.9	28.6	0.0	0.0	0.0

(+) Indicates this job contains employees who are included from another facility.

(-) Indicates this job contains employees included in this plan's Workforce Analysis but who are excluded from the rest of this facility's Affirmative Action plan.

California State University, Los Angeles
Workforce Analysis

Snapshot Date: 10/31/2023

Organizational Unit: 300000 - Vice President ITS Office

				Total		Total						
Job Code	Job Title	EMP	MIN		EMP	W	AA	H	A	NA	PI	2+
1038	ADMINISTRATIVE ANALYST/SPECIALIST -12 MONTH	2	2	Male	1	0	0	0	0	0	0	1
				Female	1	0	0	1	0	0	0	0
3312	ADMINISTRATOR II	1	1	Male	0	0	0	0	0	0	0	0
				Female	1	0	0	1	0	0	0	0
3306	ADMINISTRATOR III	2	2	Male	1	0	0	1	0	0	0	0
				Female	1	0	1	0	0	0	0	0
Grand Total #		5	5	Male #	2	0	0	1	0	0	0	1
Grand Total %			100.0	Male %	40.0	0.0	0.0	20.0	0.0	0.0	0.0	20.0
				Female #	3	0	1	2	0	0	0	0
				Female%	60.0	0.0	20.0	40.0	0.0	0.0	0.0	0.0

(+) Indicates this job contains employees who are included from another facility.

(-) Indicates this job contains employees included in this plan's Workforce Analysis but who are excluded from the rest of this facility's Affirmative Action plan.

California State University, Los Angeles
Workforce Analysis

Snapshot Date: 10/31/2023

Organizational Unit: 300020 - Baseline

Job Code	Job Title	Total		Total								
		EMP	MIN		EMP	W	AA	H	A	NA	PI	2+
420	INFORMATION TECHNOLOGY CONSULTANT -12	3	3	Male	2	0	0	2	0	0	0	0
				Female	1	0	0	0	1	0	0	0
Grand Total #		3	3	Male #	2	0	0	2	0	0	0	0
Grand Total %			100.0	Male %	66.7	0.0	0.0	66.7	0.0	0.0	0.0	0.0
				Female #	1	0	0	0	1	0	0	0
				Female%	33.3	0.0	0.0	0.0	33.3	0.0	0.0	0.0

(+) Indicates this job contains employees who are included from another facility.

(-) Indicates this job contains employees included in this plan's Workforce Analysis but who are excluded from the rest of this facility's Affirmative Action plan.

California State University, Los Angeles
Workforce Analysis

Snapshot Date: 10/31/2023

Organizational Unit: 300030 - Computer Center Office

Job Code	Job Title	Total		Total								
		EMP	MIN		EMP	W	AA	H	A	NA	PI	2+
3312	ADMINISTRATOR II	1	0	Male	1	1	0	0	0	0	0	0
				Female	0	0	0	0	0	0	0	0
3306	ADMINISTRATOR III	1	1	Male	0	0	0	0	0	0	0	0
				Female	1	0	0	0	1	0	0	0
Grand Total #		2	1	Male #	1	1	0	0	0	0	0	0
Grand Total %			50.0	Male %	50.0	50.0	0.0	0.0	0.0	0.0	0.0	0.0
				Female #	1	0	0	0	1	0	0	0
				Female%	50.0	0.0	0.0	0.0	50.0	0.0	0.0	0.0

(+) Indicates this job contains employees who are included from another facility.

(-) Indicates this job contains employees included in this plan's Workforce Analysis but who are excluded from the rest of this facility's Affirmative Action plan.

California State University, Los Angeles
Workforce Analysis

Snapshot Date: 10/31/2023

Organizational Unit: 300040 - Enterprise Applications

				Total		Total							
Job Code	Job Title	EMP	MIN		EMP	W	AA	H	A	NA	PI	2+	
400	ANALYST/PROGRAMMER -12	9	5	Male	6	3	0	2	1	0	0	0	
				Female	3	1	0	1	1	0	0	0	
3306	ADMINISTRATOR III	1	1	Male	1	0	0	0	1	0	0	0	
				Female	0	0	0	0	0	0	0	0	
Grand Total #		10	6	Male #	7	3	0	2	2	0	0	0	
Grand Total %			60.0	Male %	70.0	30.0	0.0	20.0	20.0	0.0	0.0	0.0	
				Female #	3	1	0	1	1	0	0	0	
				Female%	30.0	10.0	0.0	10.0	10.0	0.0	0.0	0.0	

(+) Indicates this job contains employees who are included from another facility.

(-) Indicates this job contains employees included in this plan's Workforce Analysis but who are excluded from the rest of this facility's Affirmative Action plan.

California State University, Los Angeles
Workforce Analysis

Snapshot Date: 10/31/2023

Organizational Unit: 300050 - IT Infrastructure Services

Job Code	Job Title	Total		Total								
		EMP	MIN		EMP	W	AA	H	A	NA	PI	2+
440	EQUIPMENT SYSTEMS SPECIALIST -12	2	2	Male	2	0	0	1	1	0	0	0
				Female	0	0	0	0	0	0	0	0
400	ANALYST/PROGRAMMER -12	2	2	Male	1	0	0	0	1	0	0	0
				Female	1	0	0	0	1	0	0	0
410	OPERATING SYSTEMS ANALYST -12	4	4	Male	3	0	0	0	3	0	0	0
				Female	1	0	0	0	1	0	0	0
3318	ADMINISTRATOR I	1	0	Male	0	0	0	0	0	0	0	0
				Female	1	1	0	0	0	0	0	0
430	NETWORK ANALYST -12	1	1	Male	0	0	0	0	0	0	0	0
				Female	1	0	0	0	1	0	0	0
3306	ADMINISTRATOR III	2	1	Male	2	1	0	1	0	0	0	0
				Female	0	0	0	0	0	0	0	0
Grand Total #		12	10	Male #	8	1	0	2	5	0	0	0
Grand Total %			83.3	Male %	66.7	8.3	0.0	16.7	41.7	0.0	0.0	0.0
				Female #	4	1	0	0	3	0	0	0
				Female%	33.3	8.3	0.0	0.0	25.0	0.0	0.0	0.0

(+) Indicates this job contains employees who are included from another facility.

(-) Indicates this job contains employees included in this plan's Workforce Analysis but who are excluded from the rest of this facility's Affirmative Action plan.

California State University, Los Angeles
Workforce Analysis

Snapshot Date: 10/31/2023

Organizational Unit: 300051 - Desktop Services

				Total		Total							
Job Code	Job Title	EMP	MIN		EMP	W	AA	H	A	NA	PI	2+	
410	OPERATING SYSTEMS ANALYST -12	3	3	Male	3	0	0	0	3	0	0	0	
				Female	0	0	0	0	0	0	0		
420	INFORMATION TECHNOLOGY CONSULTANT -12	1	1	Male	1	0	0	0	1	0	0	0	
				Female	0	0	0	0	0	0	0		
Grand Total #		4	4	Male #	4	0	0	0	4	0	0	0	
Grand Total %			100.0	Male %	100.0	0.0	0.0	0.0	100.0	0.0	0.0	0.0	
				Female #	0	0	0	0	0	0	0	0	
				Female%	0.0	0.0	0.0	0.0	0.0	0.0	0.0	0.0	

(+) Indicates this job contains employees who are included from another facility.

(-) Indicates this job contains employees included in this plan's Workforce Analysis but who are excluded from the rest of this facility's Affirmative Action plan.

California State University, Los Angeles
Workforce Analysis

Snapshot Date: 10/31/2023

Organizational Unit: 300052 - Network and Telecom

Job Code	Job Title	Total		Total								
		EMP	MIN		EMP	W	AA	H	A	NA	PI	2+
430	NETWORK ANALYST -12	2	2	Male	2	0	0	0	2	0	0	0
				Female	0	0	0	0	0	0	0	0
420	INFORMATION TECHNOLOGY CONSULTANT -12	1	1	Male	0	0	0	0	0	0	0	0
				Female	1	0	0	0	1	0	0	0
410	OPERATING SYSTEMS ANALYST -12	1	1	Male	1	0	0	0	1	0	0	0
				Female	0	0	0	0	0	0	0	0
Grand Total #		4	4	Male #	3	0	0	0	3	0	0	0
Grand Total %			100.0	Male %	75.0	0.0	0.0	0.0	75.0	0.0	0.0	0.0
				Female #	1	0	0	0	1	0	0	0
				Female%	25.0	0.0	0.0	0.0	25.0	0.0	0.0	0.0

(+) Indicates this job contains employees who are included from another facility.

(-) Indicates this job contains employees included in this plan's Workforce Analysis but who are excluded from the rest of this facility's Affirmative Action plan.

California State University, Los Angeles
Workforce Analysis

Snapshot Date: 10/31/2023

Organizational Unit: 300060 - Educational Technology Service

		Total		Total								
Job Code	Job Title	EMP	MIN		EMP	W	AA	H	A	NA	PI	2+
1035	ADMINISTRATIVE SUPPORT COORDINATOR -12 MONTH	2	2	Male	0	0	0	0	0	0	0	0
				Female	2	0	0	2	0	0	0	0
1038	ADMINISTRATIVE ANALYST/SPECIALIST -12 MONTH	2	2	Male	2	0	0	2	0	0	0	0
				Female	0	0	0	0	0	0	0	0
3312	ADMINISTRATOR II	1	1	Male	0	0	0	0	0	0	0	0
				Female	1	0	0	0	1	0	0	0
Grand Total #		5	5	Male #	2	0	0	2	0	0	0	0
Grand Total %			100.0	Male %	40.0	0.0	0.0	40.0	0.0	0.0	0.0	0.0
				Female #	3	0	0	2	1	0	0	0
				Female%	60.0	0.0	0.0	40.0	20.0	0.0	0.0	0.0

(+) Indicates this job contains employees who are included from another facility.

(-) Indicates this job contains employees included in this plan's Workforce Analysis but who are excluded from the rest of this facility's Affirmative Action plan.

California State University, Los Angeles
Workforce Analysis

Snapshot Date: 10/31/2023

Organizational Unit: 300070 - ITS Financial & Support Svcs

Job Code	Job Title	Total		Total								
		EMP	MIN		EMP	W	AA	H	A	NA	PI	2+
420	INFORMATION TECHNOLOGY CONSULTANT -12	12	10	Male	7	2	0	3	2	0	0	0
				Female	5	0	1	0	4	0	0	0
810	MEDIA PRODUCTION SPECIALIST -12 MONTH	1	1	Male	0	0	0	0	0	0	0	0
				Female	1	0	0	1	0	0	0	0
3312	ADMINISTRATOR II	2	1	Male	1	1	0	0	0	0	0	0
				Female	1	0	0	0	1	0	0	0
Grand Total #		15	12	Male #	8	3	0	3	2	0	0	0
Grand Total %			80.0	Male %	53.3	20.0	0.0	20.0	13.3	0.0	0.0	0.0
				Female #	7	0	1	1	5	0	0	0
				Female%	46.7	0.0	6.7	6.7	33.3	0.0	0.0	0.0

(+) Indicates this job contains employees who are included from another facility.

(-) Indicates this job contains employees included in this plan's Workforce Analysis but who are excluded from the rest of this facility's Affirmative Action plan.

California State University, Los Angeles
Workforce Analysis

Snapshot Date: 10/31/2023

Organizational Unit: 300080 - Information Technology Svcs

				Total		Total							
Job Code	Job Title	EMP	MIN		EMP	W	AA	H	A	NA	PI	2+	
400	ANALYST/PROGRAMMER -12	1	1	Male	0	0	0	0	0	0	0	0	
				Female	1	0	0	0	1	0	0	0	
410	OPERATING SYSTEMS ANALYST -12	2	2	Male	2	0	0	0	2	0	0	0	
				Female	0	0	0	0	0	0	0	0	
3306	ADMINISTRATOR III	1	1	Male	1	0	0	0	1	0	0	0	
				Female	0	0	0	0	0	0	0	0	
Grand Total #		4	4	Male #	3	0	0	0	3	0	0	0	
Grand Total %			100.0	Male %	75.0	0.0	0.0	0.0	75.0	0.0	0.0	0.0	
				Female #	1	0	0	0	1	0	0	0	
				Female%	25.0	0.0	0.0	0.0	25.0	0.0	0.0	0.0	

(+) Indicates this job contains employees who are included from another facility.

(-) Indicates this job contains employees included in this plan's Workforce Analysis but who are excluded from the rest of this facility's Affirmative Action plan.

California State University, Los Angeles
Workforce Analysis

Snapshot Date: 10/31/2023

Organizational Unit: 400000 - VP Student Life

				Total		Total						
Job Code	Job Title	EMP	MIN		EMP	W	AA	H	A	NA	PI	2+
440	EQUIPMENT SYSTEMS SPECIALIST -12	1	1	Male	1	0	0	0	1	0	0	0
				Female	0	0	0	0	0	0	0	
1038	ADMINISTRATIVE ANALYST/SPECIALIST -12 MONTH	1	1	Male	0	0	0	0	0	0	0	0
				Female	1	0	0	1	0	0	0	0
3318	ADMINISTRATOR I	1	1	Male	0	0	0	0	0	0	0	0
				Female	1	0	0	1	0	0	0	0
420	INFORMATION TECHNOLOGY CONSULTANT -12	2	2	Male	2	0	1	0	1	0	0	0
				Female	0	0	0	0	0	0	0	0
1170	CONFIDENTIAL OFFICE SUPPORT -12 MONTH	1	1	Male	0	0	0	0	0	0	0	0
				Female	1	0	0	1	0	0	0	0
3312	ADMINISTRATOR II	1	1	Male	0	0	0	0	0	0	0	0
				Female	1	0	0	1	0	0	0	0
3306	ADMINISTRATOR III	1	1	Male	0	0	0	0	0	0	0	0
				Female	1	0	0	1	0	0	0	0
3300	ADMINISTRATOR IV	2	2	Male	1	0	0	1	0	0	0	0
				Female	1	0	0	1	0	0	0	0
Grand Total #		10	10	Male #	4	0	1	1	2	0	0	0
Grand Total %			100.0	Male %	40.0	0.0	10.0	10.0	20.0	0.0	0.0	0.0
				Female #	6	0	0	6	0	0	0	0
				Female%	60.0	0.0	0.0	60.0	0.0	0.0	0.0	0.0

(+) Indicates this job contains employees who are included from another facility.

(-) Indicates this job contains employees included in this plan's Workforce Analysis but who are excluded from the rest of this facility's Affirmative Action plan.

California State University, Los Angeles
Workforce Analysis

Snapshot Date: 10/31/2023

Organizational Unit: 400020 - Basic Needs Initiatives

				Total		Total							
Job Code	Job Title	EMP	MIN		EMP	W	AA	H	A	NA	PI	2+	
1032	ADMINISTRATIVE SUPPORT ASSISTANT -12 MONTH	1	1	Male	0	0	0	0	0	0	0	0	
				Female	1	0	0	1	0	0	0	0	
1035	ADMINISTRATIVE SUPPORT COORDINATOR -12 MONTH	1	1	Male	0	0	0	0	0	0	0	0	
				Female	1	0	0	1	0	0	0	0	
3084	STUDENT SERVICES PROFESSIONAL III	2	2	Male	0	0	0	0	0	0	0	0	
				Female	2	0	0	2	0	0	0	0	
3318	ADMINISTRATOR I	1	1	Male	1	0	0	0	1	0	0	0	
				Female	0	0	0	0	0	0	0	0	
Grand Total #		5	5	Male #	1	0	0	0	1	0	0	0	
Grand Total %			100.0	Male %	20.0	0.0	0.0	0.0	20.0	0.0	0.0	0.0	
				Female #	4	0	0	4	0	0	0	0	
				Female%	80.0	0.0	0.0	80.0	0.0	0.0	0.0	0.0	

(+) Indicates this job contains employees who are included from another facility.

(-) Indicates this job contains employees included in this plan's Workforce Analysis but who are excluded from the rest of this facility's Affirmative Action plan.

California State University, Los Angeles
Workforce Analysis

Snapshot Date: 10/31/2023

Organizational Unit: 400030 - Student Mental Health Services

Job Code	Job Title	Total		Total								
		EMP	MIN		EMP	W	AA	H	A	NA	PI	2+
1035	ADMINISTRATIVE SUPPORT COORDINATOR -12 MONTH	1	1	Male	0	0	0	0	0	0	0	0
				Female	1	0	0	1	0	0	0	0
3070	STUDENT SERVICES PROFESSIONAL, ACADEMIC-RELATED I - 12 MONTH	1	1	Male	0	0	0	0	0	0	0	0
				Female	1	0	0	1	0	0	0	0
3072	STUDENT SERVICES PROFESSIONAL, ACADEMIC-RELATED II - 12 MONTH	1	1	Male	0	0	0	0	0	0	0	0
				Female	1	0	0	1	0	0	0	0
Grand Total #		3	3	Male #	0	0	0	0	0	0	0	0
Grand Total %			100.0	Male %	0.0	0.0	0.0	0.0	0.0	0.0	0.0	0.0
				Female #	3	0	0	3	0	0	0	0
				Female%	100.0	0.0	0.0	100.0	0.0	0.0	0.0	0.0

(+) Indicates this job contains employees who are included from another facility.

(-) Indicates this job contains employees included in this plan's Workforce Analysis but who are excluded from the rest of this facility's Affirmative Action plan.

California State University, Los Angeles
Workforce Analysis

Snapshot Date: 10/31/2023

Organizational Unit: 400050 - Guardian Scholars

				Total		Total							
Job Code	Job Title	EMP	MIN		EMP	W	AA	H	A	NA	PI	2+	
3312	ADMINISTRATOR II	1	1	Male	0	0	0	0	0	0	0	0	
				Female	1	0	0	1	0	0	0	0	
Grand Total #		1	1	Male #	0	0	0	0	0	0	0	0	
Grand Total %			100.0	Male %	0.0	0.0	0.0	0.0	0.0	0.0	0.0	0.0	
				Female #	1	0	0	1	0	0	0	0	
				Female%	100.0	0.0	0.0	100.0	0.0	0.0	0.0	0.0	

(+) Indicates this job contains employees who are included from another facility.

(-) Indicates this job contains employees included in this plan's Workforce Analysis but who are excluded from the rest of this facility's Affirmative Action plan.

California State University, Los Angeles
Workforce Analysis

Snapshot Date: 10/31/2023

Organizational Unit: 400120 - New Student and Parent Program

Job Code	Job Title	Total		Total								
		EMP	MIN		EMP	W	AA	H	A	NA	PI	2+
3079	STUDENT SERVICES PROFESSIONAL I	1	1	Male	1	0	0	1	0	0	0	0
				Female	0	0	0	0	0	0	0	0
1035	ADMINISTRATIVE SUPPORT COORDINATOR -12 MONTH	1	1	Male	0	0	0	0	0	0	0	0
				Female	1	0	0	1	0	0	0	0
Grand Total #		2	2	Male #	1	0	0	1	0	0	0	0
Grand Total %			100.0	Male %	50.0	0.0	0.0	50.0	0.0	0.0	0.0	0.0
				Female #	1	0	0	1	0	0	0	0
				Female%	50.0	0.0	0.0	50.0	0.0	0.0	0.0	0.0

(+) Indicates this job contains employees who are included from another facility.

(-) Indicates this job contains employees included in this plan's Workforce Analysis but who are excluded from the rest of this facility's Affirmative Action plan.

California State University, Los Angeles
Workforce Analysis

Snapshot Date: 10/31/2023

Organizational Unit: 400130 - Career Center

				Total		Total						
Job Code	Job Title	EMP	MIN		EMP	W	AA	H	A	NA	PI	2+
1032	ADMINISTRATIVE SUPPORT ASSISTANT -12 MONTH	1	1	Male	0	0	0	0	0	0	0	0
				Female	1	0	0	0	1	0	0	0
1038	ADMINISTRATIVE ANALYST/SPECIALIST -12 MONTH	1	1	Male	0	0	0	0	0	0	0	0
				Female	1	0	0	1	0	0	0	0
3079	STUDENT SERVICES PROFESSIONAL I	1	1	Male	0	0	0	0	0	0	0	0
				Female	1	0	0	1	0	0	0	0
1035	ADMINISTRATIVE SUPPORT COORDINATOR -12 MONTH	1	1	Male	0	0	0	0	0	0	0	0
				Female	1	0	0	1	0	0	0	0
3082	STUDENT SERVICES PROFESSIONAL II	2	2	Male	1	0	0	1	0	0	0	0
				Female	1	0	0	1	0	0	0	0
3318	ADMINISTRATOR I	1	1	Male	1	0	0	1	0	0	0	0
				Female	0	0	0	0	0	0	0	0
3312	ADMINISTRATOR II	1	0	Male	0	0	0	0	0	0	0	0
				Female	1	1	0	0	0	0	0	0
Grand Total #		8	7	Male #	2	0	0	2	0	0	0	0
Grand Total %			87.5	Male %	25.0	0.0	0.0	25.0	0.0	0.0	0.0	0.0
				Female #	6	1	0	4	1	0	0	0
				Female%	75.0	12.5	0.0	50.0	12.5	0.0	0.0	0.0

(+) Indicates this job contains employees who are included from another facility.

(-) Indicates this job contains employees included in this plan's Workforce Analysis but who are excluded from the rest of this facility's Affirmative Action plan.

California State University, Los Angeles
Workforce Analysis

Snapshot Date: 10/31/2023

Organizational Unit: 400200 - Dean of Students

				Total		Total							
Job Code	Job Title	EMP	MIN		EMP	W	AA	H	A	NA	PI	2+	
1038	ADMINISTRATIVE ANALYST/SPECIALIST -12 MONTH	1	1	Male	0	0	0	0	0	0	0	0	
				Female	1	0	0	1	0	0	0	0	
3318	ADMINISTRATOR I	1	0	Male	0	0	0	0	0	0	0	0	
				Female	1	1	0	0	0	0	0	0	
3312	ADMINISTRATOR II	1	1	Male	0	0	0	0	0	0	0	0	
				Female	1	0	1	0	0	0	0	0	
3306	ADMINISTRATOR III	1	1	Male	0	0	0	0	0	0	0	0	
				Female	1	0	0	1	0	0	0	0	
Grand Total #		4	3	Male #	0	0	0	0	0	0	0	0	
Grand Total %			75.0	Male %	0.0	0.0	0.0	0.0	0.0	0.0	0.0	0.0	
				Female #	4	1	1	2	0	0	0	0	
				Female%	100.0	25.0	25.0	50.0	0.0	0.0	0.0	0.0	

(+) Indicates this job contains employees who are included from another facility.

(-) Indicates this job contains employees included in this plan's Workforce Analysis but who are excluded from the rest of this facility's Affirmative Action plan.

California State University, Los Angeles
Workforce Analysis

Snapshot Date: 10/31/2023

Organizational Unit: 400202 - Upward Bound

				Total		Total							
Job Code	Job Title	EMP	MIN		EMP	W	AA	H	A	NA	PI	2+	
3312	ADMINISTRATOR II	1	1	Male	0	0	0	0	0	0	0	0	
				Female	1	0	0	1	0	0	0	0	
Grand Total #		1	1	Male #	0	0	0	0	0	0	0	0	
Grand Total %			100.0	Male %	0.0	0.0	0.0	0.0	0.0	0.0	0.0	0.0	
				Female #	1	0	0	1	0	0	0	0	
				Female%	100.0	0.0	0.0	100.0	0.0	0.0	0.0	0.0	

(+) Indicates this job contains employees who are included from another facility.

(-) Indicates this job contains employees included in this plan's Workforce Analysis but who are excluded from the rest of this facility's Affirmative Action plan.

California State University, Los Angeles
Workforce Analysis

Snapshot Date: 10/31/2023

Organizational Unit: 400210 - EOP

				Total		Total							
Job Code	Job Title	EMP	MIN		EMP	W	AA	H	A	NA	PI	2+	
1032	ADMINISTRATIVE SUPPORT ASSISTANT -12 MONTH	2	2	Male	1	0	0	1	0	0	0	0	
				Female	1	0	0	1	0	0	0	0	
1035	ADMINISTRATIVE SUPPORT COORDINATOR -12 MONTH	2	2	Male	1	0	0	1	0	0	0	0	
				Female	1	0	0	1	0	0	0	0	
1038	ADMINISTRATIVE ANALYST/SPECIALIST -12 MONTH	1	1	Male	0	0	0	0	0	0	0	0	
				Female	1	0	0	1	0	0	0	0	
3084	STUDENT SERVICES PROFESSIONAL III	7	7	Male	3	0	0	3	0	0	0	0	
				Female	4	0	1	3	0	0	0	0	
3318	ADMINISTRATOR I	1	1	Male	0	0	0	0	0	0	0	0	
				Female	1	0	0	0	1	0	0	0	
3312	ADMINISTRATOR II	2	2	Male	1	0	1	0	0	0	0	0	
				Female	1	0	1	0	0	0	0	0	
Grand Total #		15	15	Male #	6	0	1	5	0	0	0	0	
Grand Total %			100.0	Male %	40.0	0.0	6.7	33.3	0.0	0.0	0.0	0.0	
				Female #	9	0	2	6	1	0	0	0	
				Female%	60.0	0.0	13.3	40.0	6.7	0.0	0.0	0.0	

(+) Indicates this job contains employees who are included from another facility.

(-) Indicates this job contains employees included in this plan's Workforce Analysis but who are excluded from the rest of this facility's Affirmative Action plan.

California State University, Los Angeles
Workforce Analysis

Snapshot Date: 10/31/2023

Organizational Unit: 400235 - Health Center

Job Code	Job Title	Total		Total								
		EMP	MIN		EMP	W	AA	H	A	NA	PI	2+
1032	ADMINISTRATIVE SUPPORT ASSISTANT -12 MONTH	3	3	Male	1	0	1	0	0	0	0	0
				Female	2	0	0	2	0	0	0	0
8148	MEDICAL ASSISTANT	6	5	Male	0	0	0	0	0	0	0	0
				Female	6	1	1	3	1	0	0	0
7922	PHLEBOTOMIST/CLINICAL LABORATORY ASSISTANT	1	1	Male	0	0	0	0	0	0	0	0
				Female	1	0	0	1	0	0	0	0
1035	ADMINISTRATIVE SUPPORT COORDINATOR -12 MONTH	2	2	Male	0	0	0	0	0	0	0	0
				Female	2	0	0	1	1	0	0	0
8134	LICENSED VOCATIONAL NURSE I	1	1	Male	0	0	0	0	0	0	0	0
				Female	1	0	0	1	0	0	0	0
8147	HEALTH EDUCATOR	1	1	Male	0	0	0	0	0	0	0	0
				Female	1	0	0	1	0	0	0	0
1038	ADMINISTRATIVE ANALYST/SPECIALIST -12 MONTH	3	3	Male	0	0	0	0	0	0	0	0
				Female	3	0	1	1	1	0	0	0
7996	RADIOLOGIC TECHNOLOGIST II	1	1	Male	1	0	0	0	1	0	0	0
				Female	0	0	0	0	0	0	0	0
3070	STUDENT SERVICES PROFESSIONAL, ACADEMIC-RELATED I - 12 MONTH	3	3	Male	1	0	0	1	0	0	0	0
				Female	2	0	0	0	2	0	0	0
8154	REGISTERED NURSE II	2	2	Male	0	0	0	0	0	0	0	0
				Female	2	0	0	1	1	0	0	0
420	INFORMATION TECHNOLOGY CONSULTANT -12	1	1	Male	1	0	1	0	0	0	0	0
				Female	0	0	0	0	0	0	0	0
3312	ADMINISTRATOR II	2	2	Male	0	0	0	0	0	0	0	0
				Female	2	0	0	2	0	0	0	0
8157	REGISTERED NURSE III	1	1	Male	1	0	0	0	1	0	0	0
				Female	0	0	0	0	0	0	0	0
8166	NURSE PRACTITIONER	3	3	Male	0	0	0	0	0	0	0	0
				Female	3	0	0	0	3	0	0	0

(+) Indicates this job contains employees who are included from another facility.

(-) Indicates this job contains employees included in this plan's Workforce Analysis but who are excluded from the rest of this facility's Affirmative Action plan.

California State University, Los Angeles
Workforce Analysis

Snapshot Date: 10/31/2023

Organizational Unit: 400235 - Health Center

				Total		Total							
Job Code	Job Title	EMP	MIN		EMP	W	AA	H	A	NA	PI	2+	
7992	PHARMACIST I	1	1	Male	0	0	0	0	0	0	0	0	
				Female	1	0	0	0	1	0	0	0	
7993	PHARMACIST II	1	1	Male	1	0	0	0	1	0	0	0	
				Female	0	0	0	0	0	0	0	0	
7737	PHYSICIAN - PRIMARY CARE	1	1	Male	1	0	0	0	1	0	0	0	
				Female	0	0	0	0	0	0	0	0	
3300	ADMINISTRATOR IV	1	1	Male	1	0	0	0	1	0	0	0	
				Female	0	0	0	0	0	0	0	0	
Grand Total #		34	33	Male #	8	0	2	1	5	0	0	0	
Grand Total %			97.1	Male %	23.5	0.0	5.9	2.9	14.7	0.0	0.0	0.0	
				Female #	26	1	2	13	10	0	0	0	
				Female%	76.5	2.9	5.9	38.2	29.4	0.0	0.0	0.0	

(+) Indicates this job contains employees who are included from another facility.

(-) Indicates this job contains employees included in this plan's Workforce Analysis but who are excluded from the rest of this facility's Affirmative Action plan.

California State University, Los Angeles
Workforce Analysis

Snapshot Date: 10/31/2023

Organizational Unit: 400240 - Students with Disabilities

				Total		Total						
Job Code	Job Title	EMP	MIN		EMP	W	AA	H	A	NA	PI	2+
1032	ADMINISTRATIVE SUPPORT ASSISTANT -12 MONTH	3	3	Male	2	0	0	2	0	0	0	0
				Female	1	0	0	0	1	0	0	0
1035	ADMINISTRATIVE SUPPORT COORDINATOR -12 MONTH	1	1	Male	1	0	0	1	0	0	0	0
				Female	0	0	0	0	0	0	0	0
3082	STUDENT SERVICES PROFESSIONAL II	3	2	Male	2	0	0	2	0	0	0	0
				Female	1	1	0	0	0	0	0	0
3084	STUDENT SERVICES PROFESSIONAL III	1	1	Male	1	0	0	1	0	0	0	0
				Female	0	0	0	0	0	0	0	0
420	INFORMATION TECHNOLOGY CONSULTANT -12	1	1	Male	1	0	0	1	0	0	0	0
				Female	0	0	0	0	0	0	0	0
3312	ADMINISTRATOR II	2	2	Male	1	0	0	1	0	0	0	0
				Female	1	0	0	1	0	0	0	0
Grand Total #		11	10	Male #	8	0	0	8	0	0	0	0
Grand Total %			90.9	Male %	72.7	0.0	0.0	72.7	0.0	0.0	0.0	0.0
				Female #	3	1	0	1	1	0	0	0
				Female%	27.3	9.1	0.0	9.1	9.1	0.0	0.0	0.0

(+) Indicates this job contains employees who are included from another facility.

(-) Indicates this job contains employees included in this plan's Workforce Analysis but who are excluded from the rest of this facility's Affirmative Action plan.

California State University, Los Angeles
Workforce Analysis

Snapshot Date: 10/31/2023

Organizational Unit: 400255 - Dreamers Resource Center

				Total		Total							
Job Code	Job Title	EMP	MIN		EMP	W	AA	H	A	NA	PI	2+	
3082	STUDENT SERVICES PROFESSIONAL II	1	1	Male	0	0	0	0	0	0	0	0	
				Female	1	0	0	1	0	0	0	0	
3318	ADMINISTRATOR I	1	1	Male	0	0	0	0	0	0	0	0	
				Female	1	0	0	1	0	0	0	0	
Grand Total #		2	2	Male #	0	0	0	0	0	0	0	0	
Grand Total %			100.0	Male %	0.0	0.0	0.0	0.0	0.0	0.0	0.0	0.0	
				Female #	2	0	0	2	0	0	0	0	
				Female%	100.0	0.0	0.0	100.0	0.0	0.0	0.0	0.0	

(+) Indicates this job contains employees who are included from another facility.

(-) Indicates this job contains employees included in this plan's Workforce Analysis but who are excluded from the rest of this facility's Affirmative Action plan.

California State University, Los Angeles
Workforce Analysis

Snapshot Date: 10/31/2023

Organizational Unit: 400300 - Athletics Department

Job Code	Job Title	Total		Total								
		EMP	MIN		EMP	W	AA	H	A	NA	PI	2+
8180	ATHLETIC TRAINER I 12 MO	1	1	Male	1	0	0	1	0	0	0	0
				Female	0	0	0	0	0	0	0	0
2384 - Athletics Department	COACHING ASSISTANT - ACADEMIC YEAR	9	6	Male	6	3	2	1	0	0	0	0
				Female	3	0	1	2	0	0	0	0
8185 - Athletics Department	ATHLETIC TRAINER II - 12 MONTH	2	2	Male	1	0	0	0	1	0	0	0
				Female	1	0	0	1	0	0	0	0
1035	ADMINISTRATIVE SUPPORT COORDINATOR -12 MONTH	1	0	Male	0	0	0	0	0	0	0	0
				Female	1	1	0	0	0	0	0	0
2379 - Athletics Department	COACHING SPECIALIST - 12 MONTH	1	1	Male	1	0	0	1	0	0	0	0
				Female	0	0	0	0	0	0	0	0
3312	ADMINISTRATOR II	5	3	Male	3	1	1	1	0	0	0	0
				Female	2	1	1	0	0	0	0	0
3318	ADMINISTRATOR I	1	1	Male	1	0	0	1	0	0	0	0
				Female	0	0	0	0	0	0	0	0
3306	ADMINISTRATOR III	3	1	Male	3	2	1	0	0	0	0	0
				Female	0	0	0	0	0	0	0	0
2373 - Athletics Department	HEAD COACH - 12 MONTH	6	3	Male	5	3	0	2	0	0	0	0
				Female	1	0	1	0	0	0	0	0
3300	ADMINISTRATOR IV	1	1	Male	1	0	1	0	0	0	0	0
				Female	0	0	0	0	0	0	0	0
Grand Total #		30	19	Male #	22	9	5	7	1	0	0	0
Grand Total %			63.3	Male %	73.3	30.0	16.7	23.3	3.3	0.0	0.0	0.0
				Female #	8	2	3	3	0	0	0	0
				Female%	26.7	6.7	10.0	10.0	0.0	0.0	0.0	0.0

(+) Indicates this job contains employees who are included from another facility.

(-) Indicates this job contains employees included in this plan's Workforce Analysis but who are excluded from the rest of this facility's Affirmative Action plan.

California State University, Los Angeles
Workforce Analysis

Snapshot Date: 10/31/2023

Organizational Unit: 400400 - Housing Services

Job Code	Job Title	Total		Total								
		EMP	MIN		EMP	W	AA	H	A	NA	PI	2+
1032	ADMINISTRATIVE SUPPORT ASSISTANT -12 MONTH	1	1	Male	1	0	0	1	0	0	0	0
				Female	0	0	0	0	0	0	0	0
1035	ADMINISTRATIVE SUPPORT COORDINATOR -12 MONTH	4	4	Male	1	0	0	0	1	0	0	0
				Female	3	0	0	2	1	0	0	0
3079	STUDENT SERVICES PROFESSIONAL I	1	1	Male	0	0	0	0	0	0	0	0
				Female	1	0	0	1	0	0	0	0
800	PUBLIC AFFAIRS/COMMUNICATION SPECIALIST -12 MONTH	1	0	Male	0	0	0	0	0	0	0	0
				Female	1	1	0	0	0	0	0	0
3082	STUDENT SERVICES PROFESSIONAL II	2	2	Male	1	0	0	1	0	0	0	0
				Female	1	0	0	1	0	0	0	0
6940	FACILITIES MAINTENANCE MECHANIC	5	4	Male	5	1	0	4	0	0	0	0
				Female	0	0	0	0	0	0	0	0
1038	ADMINISTRATIVE ANALYST/SPECIALIST -12 MONTH	1	0	Male	0	0	0	0	0	0	0	0
				Female	1	1	0	0	0	0	0	0
3318	ADMINISTRATOR I	1	1	Male	1	0	0	1	0	0	0	0
				Female	0	0	0	0	0	0	0	0
3312	ADMINISTRATOR II	1	1	Male	0	0	0	0	0	0	0	0
				Female	1	0	0	1	0	0	0	0
Grand Total #		17	14	Male #	9	1	0	7	1	0	0	0
Grand Total %			82.4	Male %	52.9	5.9	0.0	41.2	5.9	0.0	0.0	0.0
				Female #	8	2	0	5	1	0	0	0
				Female%	47.1	11.8	0.0	29.4	5.9	0.0	0.0	0.0

(+) Indicates this job contains employees who are included from another facility.

(-) Indicates this job contains employees included in this plan's Workforce Analysis but who are excluded from the rest of this facility's Affirmative Action plan.

California State University, Los Angeles
Workforce Analysis

Snapshot Date: 10/31/2023

Organizational Unit: 491130 - CC - SSF-Career Services

				Total		Total							
Job Code	Job Title	EMP	MIN		EMP	W	AA	H	A	NA	PI	2+	
3082	STUDENT SERVICES PROFESSIONAL II	1	1	Male	0	0	0	0	0	0	0	0	
				Female	1	0	0	1	0	0	0	0	
Grand Total #		1	1	Male #	0	0	0	0	0	0	0	0	
Grand Total %			100.0	Male %	0.0	0.0	0.0	0.0	0.0	0.0	0.0	0.0	
				Female #	1	0	0	1	0	0	0	0	
				Female%	100.0	0.0	0.0	100.0	0.0	0.0	0.0	0.0	

(+) Indicates this job contains employees who are included from another facility.

(-) Indicates this job contains employees included in this plan's Workforce Analysis but who are excluded from the rest of this facility's Affirmative Action plan.

California State University, Los Angeles
Workforce Analysis

Snapshot Date: 10/31/2023

Organizational Unit: 491200 - SA - SSF-Student Development

				Total		Total						
Job Code	Job Title	EMP	MIN		EMP	W	AA	H	A	NA	PI	2+
3312	ADMINISTRATOR II	1	1	Male	1	0	1	0	0	0	0	0
				Female	0	0	0	0	0	0	0	0
Grand Total #		1	1	Male #	1	0	1	0	0	0	0	0
Grand Total %			100.0	Male %	100.0	0.0	100.0	0.0	0.0	0.0	0.0	0.0
				Female #	0	0	0	0	0	0	0	0
				Female%	0.0	0.0	0.0	0.0	0.0	0.0	0.0	0.0

(+) Indicates this job contains employees who are included from another facility.

(-) Indicates this job contains employees included in this plan's Workforce Analysis but who are excluded from the rest of this facility's Affirmative Action plan.

California State University, Los Angeles
Workforce Analysis

Snapshot Date: 10/31/2023

Organizational Unit: 491204 - VA - SSF-Veterans Affair

		Total		Total								
Job Code	Job Title	EMP	MIN		EMP	W	AA	H	A	NA	PI	2+
1032	ADMINISTRATIVE SUPPORT ASSISTANT -12 MONTH	1	1	Male	0	0	0	0	0	0	0	0
				Female	1	0	0	1	0	0	0	0
1035	ADMINISTRATIVE SUPPORT COORDINATOR -12 MONTH	1	1	Male	1	0	1	0	0	0	0	0
				Female	0	0	0	0	0	0	0	0
3318	ADMINISTRATOR I	1	1	Male	1	0	0	1	0	0	0	0
				Female	0	0	0	0	0	0	0	0
Grand Total #		3	3	Male #	2	0	1	1	0	0	0	0
Grand Total %			100.0	Male %	66.7	0.0	33.3	33.3	0.0	0.0	0.0	0.0
				Female #	1	0	0	1	0	0	0	0
				Female%	33.3	0.0	0.0	33.3	0.0	0.0	0.0	0.0

(+) Indicates this job contains employees who are included from another facility.

(-) Indicates this job contains employees included in this plan's Workforce Analysis but who are excluded from the rest of this facility's Affirmative Action plan.

California State University, Los Angeles
Workforce Analysis

Snapshot Date: 10/31/2023

Organizational Unit: 491235 - HC - SSF-Hlth Ed & Wellness

				Total		Total							
Job Code	Job Title	EMP	MIN		EMP	W	AA	H	A	NA	PI	2+	
8145	HEALTH EDUCATION ASSISTANT	1	1	Male	0	0	0	0	0	0	0	0	
				Female	1	0	1	0	0	0	0	0	
Grand Total #		1	1	Male #	0	0	0	0	0	0	0	0	
Grand Total %			100.0	Male %	0.0	0.0	0.0	0.0	0.0	0.0	0.0	0.0	
				Female #	1	0	1	0	0	0	0	0	
				Female%	100.0	0.0	100.0	0.0	0.0	0.0	0.0	0.0	

(+) Indicates this job contains employees who are included from another facility.

(-) Indicates this job contains employees included in this plan's Workforce Analysis but who are excluded from the rest of this facility's Affirmative Action plan.

California State University, Los Angeles
Workforce Analysis

Snapshot Date: 10/31/2023

Organizational Unit: 491240 - OSD - SSF-Svcs & Accommodation

				Total		Total							
Job Code	Job Title	EMP	MIN		EMP	W	AA	H	A	NA	PI	2+	
3079	STUDENT SERVICES PROFESSIONAL I	1	1	Male	0	0	0	0	0	0	0	0	
				Female	1	0	0	1	0	0	0	0	
Grand Total #		1	1	Male #	0	0	0	0	0	0	0	0	
Grand Total %			100.0	Male %	0.0	0.0	0.0	0.0	0.0	0.0	0.0	0.0	
				Female #	1	0	0	1	0	0	0	0	
				Female%	100.0	0.0	0.0	100.0	0.0	0.0	0.0	0.0	

(+) Indicates this job contains employees who are included from another facility.

(-) Indicates this job contains employees included in this plan's Workforce Analysis but who are excluded from the rest of this facility's Affirmative Action plan.

California State University, Los Angeles
Workforce Analysis

Snapshot Date: 10/31/2023

Organizational Unit: 500000 - VP Admin & Finance

				Total		Total						
Job Code	Job Title	EMP	MIN		EMP	W	AA	H	A	NA	PI	2+
1035	ADMINISTRATIVE SUPPORT COORDINATOR -12 MONTH	3	3	Male	1	0	0	1	0	0	0	0
				Female	2	0	0	2	0	0	0	0
1176	CONFIDENTIAL ADMINISTRATIVE SUPPORT -12 MONTH	2	2	Male	0	0	0	0	0	0	0	0
				Female	2	0	0	2	0	0	0	0
1038	ADMINISTRATIVE ANALYST/SPECIALIST -12 MONTH	1	1	Male	0	0	0	0	0	0	0	0
				Female	1	0	0	0	0	0	0	1
3312	ADMINISTRATOR II	2	1	Male	0	0	0	0	0	0	0	0
				Female	2	1	0	1	0	0	0	0
3306	ADMINISTRATOR III	1	0	Male	0	0	0	0	0	0	0	0
				Female	1	1	0	0	0	0	0	0
3300	ADMINISTRATOR IV	1	1	Male	0	0	0	0	0	0	0	0
				Female	1	0	1	0	0	0	0	0
Grand Total #		10	8	Male #	1	0	0	1	0	0	0	0
Grand Total %			80.0	Male %	10.0	0.0	0.0	10.0	0.0	0.0	0.0	0.0
				Female #	9	2	1	5	0	0	0	1
				Female%	90.0	20.0	10.0	50.0	0.0	0.0	0.0	10.0

(+) Indicates this job contains employees who are included from another facility.

(-) Indicates this job contains employees included in this plan's Workforce Analysis but who are excluded from the rest of this facility's Affirmative Action plan.

California State University, Los Angeles
Workforce Analysis

Snapshot Date: 10/31/2023

Organizational Unit: 500105 - Controller's Office

Job Code	Job Title	Total		Total								
		EMP	MIN		EMP	W	AA	H	A	NA	PI	2+
1741	ACCOUNTING TECHNICIAN II	2	0	Male	0	0	0	0	0	0	0	0
				Female	2	2	0	0	0	0	0	0
1740	ACCOUNTING TECHNICIAN III	6	6	Male	1	0	0	1	0	0	0	0
				Female	5	0	0	4	1	0	0	0
1762	ACCOUNTANT I	2	2	Male	1	0	0	1	0	0	0	0
				Female	1	0	0	0	1	0	0	0
4555	ACCOUNTANT II	2	2	Male	0	0	0	0	0	0	0	0
				Female	2	0	0	0	2	0	0	0
4556	ACCOUNTANT III	1	1	Male	0	0	0	0	0	0	0	0
				Female	1	0	0	0	0	0	0	1
3312	ADMINISTRATOR II	1	1	Male	0	0	0	0	0	0	0	0
				Female	1	0	0	0	1	0	0	0
3306	ADMINISTRATOR III	1	1	Male	0	0	0	0	0	0	0	0
				Female	1	0	1	0	0	0	0	0
Grand Total #		15	13	Male #	2	0	0	2	0	0	0	0
Grand Total %			86.7	Male %	13.3	0.0	0.0	13.3	0.0	0.0	0.0	0.0
				Female #	13	2	1	4	5	0	0	1
				Female%	86.7	13.3	6.7	26.7	33.3	0.0	0.0	6.7

(+) Indicates this job contains employees who are included from another facility.

(-) Indicates this job contains employees included in this plan's Workforce Analysis but who are excluded from the rest of this facility's Affirmative Action plan.

California State University, Los Angeles
Workforce Analysis

Snapshot Date: 10/31/2023

Organizational Unit: 500110 - Student Financial Services

				Total		Total							
Job Code	Job Title	EMP	MIN		EMP	W	AA	H	A	NA	PI	2+	
1741	ACCOUNTING TECHNICIAN II	6	6	Male	1	0	0	0	1	0	0	0	
				Female	5	0	0	4	1	0	0	0	
1759	COLLECTIONS REPRESENTATIVE II	2	2	Male	0	0	0	0	0	0	0	0	
				Female	2	0	0	2	0	0	0	0	
1035	ADMINISTRATIVE SUPPORT COORDINATOR -12 MONTH	1	1	Male	0	0	0	0	0	0	0	0	
				Female	1	0	0	0	1	0	0	0	
1740	ACCOUNTING TECHNICIAN III	2	2	Male	1	0	1	0	0	0	0	0	
				Female	1	0	0	0	1	0	0	0	
1038	ADMINISTRATIVE ANALYST/SPECIALIST -12 MONTH	3	2	Male	0	0	0	0	0	0	0	0	
				Female	3	1	0	2	0	0	0	0	
1762	ACCOUNTANT I	3	2	Male	0	0	0	0	0	0	0	0	
				Female	3	1	0	2	0	0	0	0	
3318	ADMINISTRATOR I	1	1	Male	0	0	0	0	0	0	0	0	
				Female	1	0	0	1	0	0	0	0	
3312	ADMINISTRATOR II	1	1	Male	0	0	0	0	0	0	0	0	
				Female	1	0	0	0	1	0	0	0	
3306	ADMINISTRATOR III	1	1	Male	1	0	1	0	0	0	0	0	
				Female	0	0	0	0	0	0	0	0	
Grand Total #		20	18	Male #	3	0	2	0	1	0	0	0	
Grand Total %			90.0	Male %	15.0	0.0	10.0	0.0	5.0	0.0	0.0	0.0	
				Female #	17	2	0	11	4	0	0	0	
				Female%	85.0	10.0	0.0	55.0	20.0	0.0	0.0	0.0	

(+) Indicates this job contains employees who are included from another facility.

(-) Indicates this job contains employees included in this plan's Workforce Analysis but who are excluded from the rest of this facility's Affirmative Action plan.

California State University, Los Angeles
Workforce Analysis

Snapshot Date: 10/31/2023

Organizational Unit: 500115 - Budget Office

Job Code	Job Title	Total		Total								
		EMP	MIN		EMP	W	AA	H	A	NA	PI	2+
5284	SENIOR BUDGET ANALYST	3	3	Male	1	0	0	0	1	0	0	0
				Female	2	0	0	0	2	0	0	0
3312	ADMINISTRATOR II	1	1	Male	0	0	0	0	0	0	0	0
				Female	1	0	0	1	0	0	0	0
Grand Total #		4	4	Male #	1	0	0	0	1	0	0	0
Grand Total %			100.0	Male %	25.0	0.0	0.0	0.0	25.0	0.0	0.0	0.0
				Female #	3	0	0	1	2	0	0	0
				Female%	75.0	0.0	0.0	25.0	50.0	0.0	0.0	0.0

(+) Indicates this job contains employees who are included from another facility.

(-) Indicates this job contains employees included in this plan's Workforce Analysis but who are excluded from the rest of this facility's Affirmative Action plan.

California State University, Los Angeles
Workforce Analysis

Snapshot Date: 10/31/2023

Organizational Unit: 500116 - Budget and Compliance

				Total		Total						
Job Code	Job Title	EMP	MIN		EMP	W	AA	H	A	NA	PI	2+
1038	ADMINISTRATIVE ANALYST/SPECIALIST -12 MONTH	2	2	Male	1	0	0	0	1	0	0	0
				Female	1	0	0	0	1	0	0	0
3312	ADMINISTRATOR II	1	1	Male	1	0	0	1	0	0	0	0
				Female	0	0	0	0	0	0	0	0
3306	ADMINISTRATOR III	1	1	Male	1	0	0	1	0	0	0	0
				Female	0	0	0	0	0	0	0	0
Grand Total #		4	4	Male #	3	0	0	2	1	0	0	0
Grand Total %			100.0	Male %	75.0	0.0	0.0	50.0	25.0	0.0	0.0	0.0
				Female #	1	0	0	0	1	0	0	0
				Female%	25.0	0.0	0.0	0.0	25.0	0.0	0.0	0.0

(+) Indicates this job contains employees who are included from another facility.

(-) Indicates this job contains employees included in this plan's Workforce Analysis but who are excluded from the rest of this facility's Affirmative Action plan.

California State University, Los Angeles
Workforce Analysis

Snapshot Date: 10/31/2023

Organizational Unit: 500117 - Fiscal Planning

				Total		Total						
Job Code	Job Title	EMP	MIN		EMP	W	AA	H	A	NA	PI	2+
1038	ADMINISTRATIVE ANALYST/SPECIALIST -12 MONTH	1	1	Male	1	0	0	1	0	0	0	0
				Female	0	0	0	0	0	0	0	0
3312	ADMINISTRATOR II	1	1	Male	0	0	0	0	0	0	0	0
				Female	1	0	0	0	1	0	0	0
Grand Total #		2	2	Male #	1	0	0	1	0	0	0	0
Grand Total %			100.0	Male %	50.0	0.0	0.0	50.0	0.0	0.0	0.0	0.0
				Female #	1	0	0	0	1	0	0	0
				Female%	50.0	0.0	0.0	0.0	50.0	0.0	0.0	0.0

(+) Indicates this job contains employees who are included from another facility.

(-) Indicates this job contains employees included in this plan's Workforce Analysis but who are excluded from the rest of this facility's Affirmative Action plan.

California State University, Los Angeles
Workforce Analysis

Snapshot Date: 10/31/2023

Organizational Unit: 500120 - Special Projects Budget-FS

				Total		Total							
Job Code	Job Title	EMP	MIN	EMP		W	AA	H	A	NA	PI	2+	
1730	ACCOUNTING TECHNICIAN I	1	1	Male	0	0	0	0	0	0	0	0	
				Female	1	0	0	0	1	0	0	0	
1038	ADMINISTRATIVE ANALYST/SPECIALIST -12 MONTH	1	1	Male	0	0	0	0	0	0	0	0	
				Female	1	0	0	0	0	0	0	1	
1549	PROPERTY CLERK II	1	1	Male	0	0	0	0	0	0	0	0	
				Female	1	0	0	0	1	0	0	0	
3312	ADMINISTRATOR II	1	1	Male	1	0	1	0	0	0	0	0	
				Female	0	0	0	0	0	0	0	0	
3306	ADMINISTRATOR III	1	1	Male	1	0	0	1	0	0	0	0	
				Female	0	0	0	0	0	0	0	0	
Grand Total #		5	5	Male #	2	0	1	1	0	0	0	0	
Grand Total %			100.0	Male %	40.0	0.0	20.0	20.0	0.0	0.0	0.0	0.0	
				Female #	3	0	0	0	2	0	0	1	
				Female%	60.0	0.0	0.0	0.0	40.0	0.0	0.0	20.0	

(+) Indicates this job contains employees who are included from another facility.

(-) Indicates this job contains employees included in this plan's Workforce Analysis but who are excluded from the rest of this facility's Affirmative Action plan.

California State University, Los Angeles
Workforce Analysis

Snapshot Date: 10/31/2023

Organizational Unit: 500125 - Purchasing

Job Code	Job Title	Total		Total								
		EMP	MIN		EMP	W	AA	H	A	NA	PI	2+
4791	BUYER I	2	2	Male	0	0	0	0	0	0	0	0
				Female	2	0	0	0	2	0	0	0
4794	BUYER III	2	2	Male	0	0	0	0	0	0	0	0
				Female	2	0	2	0	0	0	0	0
1038	ADMINISTRATIVE ANALYST/SPECIALIST -12 MONTH	2	1	Male	1	0	0	1	0	0	0	0
				Female	1	1	0	0	0	0	0	0
3312	ADMINISTRATOR II	1	1	Male	0	0	0	0	0	0	0	0
				Female	1	0	0	0	0	0	0	1
Grand Total #		7	6	Male #	1	0	0	1	0	0	0	0
Grand Total %			85.7	Male %	14.3	0.0	0.0	14.3	0.0	0.0	0.0	0.0
				Female #	6	1	2	0	2	0	0	1
				Female%	85.7	14.3	28.6	0.0	28.6	0.0	0.0	14.3

(+) Indicates this job contains employees who are included from another facility.

(-) Indicates this job contains employees included in this plan's Workforce Analysis but who are excluded from the rest of this facility's Affirmative Action plan.

California State University, Los Angeles
Workforce Analysis

Snapshot Date: 10/31/2023

Organizational Unit: 500130 - Payroll

Job Code	Job Title	Total		Total								
		EMP	MIN		EMP	W	AA	H	A	NA	PI	2+
1100	PAYROLL TECHNICIAN I	1	1	Male	1	0	0	0	1	0	0	0
				Female	0	0	0	0	0	0	0	0
1101	PAYROLL TECHNICIAN II	2	1	Male	0	0	0	0	0	0	0	0
				Female	2	1	0	0	1	0	0	0
1038	ADMINISTRATIVE ANALYST/SPECIALIST -12 MONTH	1	1	Male	0	0	0	0	0	0	0	0
				Female	1	0	0	1	0	0	0	0
3312	ADMINISTRATOR II	2	2	Male	0	0	0	0	0	0	0	0
				Female	2	0	0	0	2	0	0	0
Grand Total #		6	5	Male #	1	0	0	0	1	0	0	0
Grand Total %			83.3	Male %	16.7	0.0	0.0	0.0	16.7	0.0	0.0	0.0
				Female #	5	1	0	1	3	0	0	0
				Female%	83.3	16.7	0.0	16.7	50.0	0.0	0.0	0.0

(+) Indicates this job contains employees who are included from another facility.

(-) Indicates this job contains employees included in this plan's Workforce Analysis but who are excluded from the rest of this facility's Affirmative Action plan.

California State University, Los Angeles
Workforce Analysis

Snapshot Date: 10/31/2023

Organizational Unit: 500200 - Administrative Technology

				Total		Total							
Job Code	Job Title	EMP	MIN		EMP	W	AA	H	A	NA	PI	2+	
420	INFORMATION TECHNOLOGY CONSULTANT -12	4	3	Male	4	1	0	1	2	0	0	0	
				Female	0	0	0	0	0	0	0		
3318	ADMINISTRATOR I	1	1	Male	1	0	0	0	1	0	0	0	
				Female	0	0	0	0	0	0	0		
Grand Total #		5	4	Male #	5	1	0	1	3	0	0	0	
Grand Total %			80.0	Male %	100.0	20.0	0.0	20.0	60.0	0.0	0.0	0.0	
				Female #	0	0	0	0	0	0	0	0	
				Female%	0.0	0.0	0.0	0.0	0.0	0.0	0.0	0.0	

(+) Indicates this job contains employees who are included from another facility.

(-) Indicates this job contains employees included in this plan's Workforce Analysis but who are excluded from the rest of this facility's Affirmative Action plan.

California State University, Los Angeles
Workforce Analysis

Snapshot Date: 10/31/2023

Organizational Unit: 500205 - One Card

Job Code	Job Title	Total		Total								
		EMP	MIN		EMP	W	AA	H	A	NA	PI	2+
1762	ACCOUNTANT I	1	1	Male	0	0	0	0	0	0	0	0
				Female	1	0	0	0	1	0	0	0
1038	ADMINISTRATIVE ANALYST/SPECIALIST -12 MONTH	1	1	Male	0	0	0	0	0	0	0	0
				Female	1	0	0	0	1	0	0	0
Grand Total #		2	2	Male #	0	0	0	0	0	0	0	0
Grand Total %			100.0	Male %	0.0	0.0	0.0	0.0	0.0	0.0	0.0	0.0
				Female #	2	0	0	0	2	0	0	0
				Female%	100.0	0.0	0.0	0.0	100.0	0.0	0.0	0.0

(+) Indicates this job contains employees who are included from another facility.

(-) Indicates this job contains employees included in this plan's Workforce Analysis but who are excluded from the rest of this facility's Affirmative Action plan.

California State University, Los Angeles
Workforce Analysis

Snapshot Date: 10/31/2023

Organizational Unit: 500300 - Facilities Operations Office

				Total		Total						
Job Code	Job Title	EMP	MIN		EMP	W	AA	H	A	NA	PI	2+
1038	ADMINISTRATIVE ANALYST/SPECIALIST -12 MONTH	2	2	Male	2	0	0	2	0	0	0	0
				Female	0	0	0	0	0	0	0	
1762	ACCOUNTANT I	1	1	Male	1	0	0	0	1	0	0	0
				Female	0	0	0	0	0	0	0	
3318	ADMINISTRATOR I	1	1	Male	1	0	1	0	0	0	0	0
				Female	0	0	0	0	0	0	0	
3312	ADMINISTRATOR II	1	1	Male	1	0	1	0	0	0	0	0
				Female	0	0	0	0	0	0	0	
3306	ADMINISTRATOR III	1	0	Male	0	0	0	0	0	0	0	0
				Female	1	1	0	0	0	0	0	
Grand Total #		6	5	Male #	5	0	2	2	1	0	0	0
Grand Total %			83.3	Male %	83.3	0.0	33.3	33.3	16.7	0.0	0.0	0.0
				Female #	1	1	0	0	0	0	0	0
				Female%	16.7	16.7	0.0	0.0	0.0	0.0	0.0	0.0

(+) Indicates this job contains employees who are included from another facility.

(-) Indicates this job contains employees included in this plan's Workforce Analysis but who are excluded from the rest of this facility's Affirmative Action plan.

California State University, Los Angeles
Workforce Analysis

Snapshot Date: 10/31/2023

Organizational Unit: 500305 - Fac Svcs SI-Facilities

				Total		Total						
Job Code	Job Title	EMP	MIN		EMP	W	AA	H	A	NA	PI	2+
6265	FACILITIES PROJECT SUPERVISOR	1	1	Male	1	0	0	1	0	0	0	0
				Female	0	0	0	0	0	0	0	0
Grand Total #		1	1	Male #	1	0	0	1	0	0	0	0
Grand Total %			100.0	Male %	100.0	0.0	0.0	100.0	0.0	0.0	0.0	0.0
				Female #	0	0	0	0	0	0	0	0
				Female%	0.0	0.0	0.0	0.0	0.0	0.0	0.0	0.0

(+) Indicates this job contains employees who are included from another facility.

(-) Indicates this job contains employees included in this plan's Workforce Analysis but who are excluded from the rest of this facility's Affirmative Action plan.

California State University, Los Angeles
Workforce Analysis

Snapshot Date: 10/31/2023

Organizational Unit: 500320 - Automotive

				Total	Total							
Job Code	Job Title	EMP	MIN		EMP	W	AA	H	A	NA	PI	2+
6270	AUTOMOTIVE/EQUIPMENT MECHANIC	2	2	Male	2	0	1	0	1	0	0	0
				Female	0	0	0	0	0	0	0	0
Grand Total #		2	2	Male #	2	0	1	0	1	0	0	0
Grand Total %			100.0	Male %	100.0	0.0	50.0	0.0	50.0	0.0	0.0	0.0
				Female #	0	0	0	0	0	0	0	0
				Female%	0.0	0.0	0.0	0.0	0.0	0.0	0.0	0.0

(+) Indicates this job contains employees who are included from another facility.

(-) Indicates this job contains employees included in this plan's Workforce Analysis but who are excluded from the rest of this facility's Affirmative Action plan.

California State University, Los Angeles
Workforce Analysis

Snapshot Date: 10/31/2023

Organizational Unit: 500321 - Building Services

		Total		Total								
Job Code	Job Title	EMP	MIN		EMP	W	AA	H	A	NA	PI	2+
6702	BUILDING SERVICE ENGINEER	2	2	Male	2	0	0	2	0	0	0	0
				Female	0	0	0	0	0	0	0	0
6699	AIR CONDITIONING/REFRIGERATION MECHANIC	4	4	Male	4	0	0	2	2	0	0	0
				Female	0	0	0	0	0	0	0	0
6700	SUPERVISING BUILDING SERVICE ENGINEER	1	0	Male	1	1	0	0	0	0	0	0
				Female	0	0	0	0	0	0	0	0
Grand Total #		7	6	Male #	7	1	0	4	2	0	0	0
Grand Total %			85.7	Male %	100.0	14.3	0.0	57.1	28.6	0.0	0.0	0.0
				Female #	0	0	0	0	0	0	0	0
				Female%	0.0	0.0	0.0	0.0	0.0	0.0	0.0	0.0

(+) Indicates this job contains employees who are included from another facility.

(-) Indicates this job contains employees included in this plan's Workforce Analysis but who are excluded from the rest of this facility's Affirmative Action plan.

California State University, Los Angeles
Workforce Analysis

Snapshot Date: 10/31/2023

Organizational Unit: 500322 - Carpenter Shop

Job Code	Job Title	Total		Total								
		EMP	MIN		EMP	W	AA	H	A	NA	PI	2+
6251	FACILITIES WORKER II	2	2	Male	2	0	0	2	0	0	0	0
				Female	0	0	0	0	0	0	0	0
6476	CARPENTER	3	1	Male	3	2	0	1	0	0	0	0
				Female	0	0	0	0	0	0	0	0
6474	SUPERVISING CARPENTER	1	1	Male	1	0	0	1	0	0	0	0
				Female	0	0	0	0	0	0	0	0
Grand Total #		6	4	Male #	6	2	0	4	0	0	0	0
Grand Total %			66.7	Male %	100.0	33.3	0.0	66.7	0.0	0.0	0.0	0.0
				Female #	0	0	0	0	0	0	0	0
				Female%	0.0	0.0	0.0	0.0	0.0	0.0	0.0	0.0

(+) Indicates this job contains employees who are included from another facility.

(-) Indicates this job contains employees included in this plan's Workforce Analysis but who are excluded from the rest of this facility's Affirmative Action plan.

California State University, Los Angeles
Workforce Analysis

Snapshot Date: 10/31/2023

Organizational Unit: 500323 - Central Store

				Total		Total							
Job Code	Job Title	EMP	MIN		EMP	W	AA	H	A	NA	PI	2+	
1508	WAREHOUSE WORKER	1	1	Male	0	0	0	0	0	0	0	0	
				Female	1	0	0	1	0	0	0	0	
1038	ADMINISTRATIVE ANALYST/SPECIALIST -12 MONTH	1	1	Male	1	0	0	1	0	0	0	0	
				Female	0	0	0	0	0	0	0	0	
Grand Total #		2	2	Male #	1	0	0	1	0	0	0	0	
Grand Total %			100.0	Male %	50.0	0.0	0.0	50.0	0.0	0.0	0.0	0.0	
				Female #	1	0	0	1	0	0	0	0	
				Female%	50.0	0.0	0.0	50.0	0.0	0.0	0.0	0.0	

(+) Indicates this job contains employees who are included from another facility.

(-) Indicates this job contains employees included in this plan's Workforce Analysis but who are excluded from the rest of this facility's Affirmative Action plan.

California State University, Los Angeles
Workforce Analysis

Snapshot Date: 10/31/2023

Organizational Unit: 500324 - Custodial Dept

				Total		Total							
Job Code	Job Title	EMP	MIN		EMP	W	AA	H	A	NA	PI	2+	
2010	CUSTODIAN	52	52	Male	23	0	7	15	1	0	0	0	
				Female	29	0	0	29	0	0	0	0	
2015	LEAD CUSTODIAN	9	9	Male	4	0	2	2	0	0	0	0	
				Female	5	0	0	5	0	0	0	0	
6223	LABORER	2	2	Male	2	0	0	2	0	0	0	0	
				Female	0	0	0	0	0	0	0	0	
Grand Total #		63	63	Male #	29	0	9	19	1	0	0	0	
Grand Total %			100.0	Male %	46.0	0.0	14.3	30.2	1.6	0.0	0.0	0.0	
				Female #	34	0	0	34	0	0	0	0	
				Female%	54.0	0.0	0.0	54.0	0.0	0.0	0.0	0.0	

(+) Indicates this job contains employees who are included from another facility.

(-) Indicates this job contains employees included in this plan's Workforce Analysis but who are excluded from the rest of this facility's Affirmative Action plan.

California State University, Los Angeles
Workforce Analysis

Snapshot Date: 10/31/2023

Organizational Unit: 500325 - Electrical Shop

Job Code	Job Title	Total		Total								
		EMP	MIN		EMP	W	AA	H	A	NA	PI	2+
6940	FACILITIES MAINTENANCE MECHANIC	3	3	Male	3	0	0	3	0	0	0	0
				Female	0	0	0	0	0	0	0	0
6533	ELECTRICIAN	2	2	Male	2	0	0	2	0	0	0	0
				Female	0	0	0	0	0	0	0	0
6534	SUPERVISING ELECTRICIAN	1	1	Male	1	0	0	1	0	0	0	0
				Female	0	0	0	0	0	0	0	0
Grand Total #		6	6	Male #	6	0	0	6	0	0	0	0
Grand Total %			100.0	Male %	100.0	0.0	0.0	100.0	0.0	0.0	0.0	0.0
				Female #	0	0	0	0	0	0	0	0
				Female%	0.0	0.0	0.0	0.0	0.0	0.0	0.0	0.0

(+) Indicates this job contains employees who are included from another facility.

(-) Indicates this job contains employees included in this plan's Workforce Analysis but who are excluded from the rest of this facility's Affirmative Action plan.

California State University, Los Angeles
Workforce Analysis

Snapshot Date: 10/31/2023

Organizational Unit: 500327 - Fire Life Safety

				Total		Total							
Job Code	Job Title	EMP	MIN		EMP	W	AA	H	A	NA	PI	2+	
6533	ELECTRICIAN	1	0	Male	1	1	0	0	0	0	0	0	
				Female	0	0	0	0	0	0	0	0	
Grand Total #		1	0	Male #	1	1	0	0	0	0	0	0	
Grand Total %			0.0	Male %	100.0	100.0	0.0	0.0	0.0	0.0	0.0	0.0	
				Female #	0	0	0	0	0	0	0	0	
				Female%	0.0	0.0	0.0	0.0	0.0	0.0	0.0	0.0	

(+) Indicates this job contains employees who are included from another facility.

(-) Indicates this job contains employees included in this plan's Workforce Analysis but who are excluded from the rest of this facility's Affirmative Action plan.

California State University, Los Angeles
Workforce Analysis

Snapshot Date: 10/31/2023

Organizational Unit: 500328 - Grounds Dept

		Total		Total								
Job Code	Job Title	EMP	MIN		EMP	W	AA	H	A	NA	PI	2+
731	GROUNDWORKER	9	8	Male	9	1	0	8	0	0	0	0
				Female	0	0	0	0	0	0	0	0
735	IRRIGATION SPECIALIST	1	1	Male	1	0	0	1	0	0	0	0
				Female	0	0	0	0	0	0	0	0
726	LEAD GROUNDWORKER	3	3	Male	3	0	0	2	1	0	0	0
				Female	0	0	0	0	0	0	0	0
Grand Total #		13	12	Male #	13	1	0	11	1	0	0	0
Grand Total %			92.3	Male %	100.0	7.7	0.0	84.6	7.7	0.0	0.0	0.0
				Female #	0	0	0	0	0	0	0	0
				Female%	0.0	0.0	0.0	0.0	0.0	0.0	0.0	0.0

(+) Indicates this job contains employees who are included from another facility.

(-) Indicates this job contains employees included in this plan's Workforce Analysis but who are excluded from the rest of this facility's Affirmative Action plan.

California State University, Los Angeles
Workforce Analysis

Snapshot Date: 10/31/2023

Organizational Unit: 500331 - Paint Shop

				Total		Total							
Job Code	Job Title	EMP	MIN	EMP		W	AA	H	A	NA	PI	2+	
6526	PAINTER	3	3	Male	3	0	0	3	0	0	0	0	
				Female	0	0	0	0	0	0	0	0	
6525	LEAD PAINTER	1	1	Male	1	0	1	0	0	0	0	0	
				Female	0	0	0	0	0	0	0	0	
6524	SUPERVISING PAINTER	1	1	Male	1	0	1	0	0	0	0	0	
				Female	0	0	0	0	0	0	0	0	
Grand Total #		5	5	Male #	5	0	2	3	0	0	0	0	
Grand Total %			100.0	Male %	100.0	0.0	40.0	60.0	0.0	0.0	0.0	0.0	
				Female #	0	0	0	0	0	0	0	0	
				Female%	0.0	0.0	0.0	0.0	0.0	0.0	0.0	0.0	

(+) Indicates this job contains employees who are included from another facility.

(-) Indicates this job contains employees included in this plan's Workforce Analysis but who are excluded from the rest of this facility's Affirmative Action plan.

California State University, Los Angeles
Workforce Analysis

Snapshot Date: 10/31/2023

Organizational Unit: 500333 - Plumbing Shop

				Total		Total							
Job Code	Job Title	EMP	MIN		EMP	W	AA	H	A	NA	PI	2+	
6549	PLUMBER	2	2	Male	2	0	0	2	0	0	0	0	
				Female	0	0	0	0	0	0	0		
6548	LEAD PLUMBER	1	1	Male	1	0	0	1	0	0	0	0	
				Female	0	0	0	0	0	0	0		
6547	SUPERVISING PLUMBER	1	1	Male	1	0	0	1	0	0	0	0	
				Female	0	0	0	0	0	0	0		
Grand Total #		4	4	Male #	4	0	0	4	0	0	0	0	
Grand Total %			100.0	Male %	100.0	0.0	0.0	100.0	0.0	0.0	0.0	0.0	
				Female #	0	0	0	0	0	0	0	0	
				Female%	0.0	0.0	0.0	0.0	0.0	0.0	0.0	0.0	

(+) Indicates this job contains employees who are included from another facility.

(-) Indicates this job contains employees included in this plan's Workforce Analysis but who are excluded from the rest of this facility's Affirmative Action plan.

California State University, Los Angeles
Workforce Analysis

Snapshot Date: 10/31/2023

Organizational Unit: 500337 - Work Control Department

				Total		Total						
Job Code	Job Title	EMP	MIN		EMP	W	AA	H	A	NA	PI	2+
1035	ADMINISTRATIVE SUPPORT COORDINATOR -12 MONTH	3	3	Male	1	0	0	1	0	0	0	0
				Female	2	0	0	2	0	0	0	0
1038	ADMINISTRATIVE ANALYST/SPECIALIST -12 MONTH	1	1	Male	0	0	0	0	0	0	0	0
				Female	1	0	0	1	0	0	0	0
Grand Total #		4	4	Male #	1	0	0	1	0	0	0	0
Grand Total %			100.0	Male %	25.0	0.0	0.0	25.0	0.0	0.0	0.0	0.0
				Female #	3	0	0	3	0	0	0	0
				Female%	75.0	0.0	0.0	75.0	0.0	0.0	0.0	0.0

(+) Indicates this job contains employees who are included from another facility.

(-) Indicates this job contains employees included in this plan's Workforce Analysis but who are excluded from the rest of this facility's Affirmative Action plan.

California State University, Los Angeles
Workforce Analysis

Snapshot Date: 10/31/2023

Organizational Unit: 500400 - Human Resource Management

				Total		Total						
Job Code	Job Title	EMP	MIN		EMP	W	AA	H	A	NA	PI	2+
1035	ADMINISTRATIVE SUPPORT COORDINATOR -12 MONTH	2	2	Male	1	0	0	1	0	0	0	0
				Female	1	0	0	1	0	0	0	0
5151	PERSONNEL ASSISTANT	1	1	Male	0	0	0	0	0	0	0	0
				Female	1	0	0	1	0	0	0	0
1038	ADMINISTRATIVE ANALYST/SPECIALIST -12 MONTH	2	2	Male	0	0	0	0	0	0	0	0
				Female	2	0	0	1	1	0	0	0
1176	CONFIDENTIAL ADMINISTRATIVE SUPPORT -12 MONTH	1	1	Male	0	0	0	0	0	0	0	0
				Female	1	0	0	1	0	0	0	0
3312	ADMINISTRATOR II	2	2	Male	0	0	0	0	0	0	0	0
				Female	2	0	0	2	0	0	0	0
3306	ADMINISTRATOR III	1	1	Male	0	0	0	0	0	0	0	0
				Female	1	0	0	1	0	0	0	0
Grand Total #		9	9	Male #	1	0	0	1	0	0	0	0
Grand Total %			100.0	Male %	11.1	0.0	0.0	11.1	0.0	0.0	0.0	0.0
				Female #	8	0	0	7	1	0	0	0
				Female%	88.9	0.0	0.0	77.8	11.1	0.0	0.0	0.0

(+) Indicates this job contains employees who are included from another facility.

(-) Indicates this job contains employees included in this plan's Workforce Analysis but who are excluded from the rest of this facility's Affirmative Action plan.

California State University, Los Angeles
Workforce Analysis

Snapshot Date: 10/31/2023

Organizational Unit: 500405 - Equity and Diversity

				Total		Total							
Job Code	Job Title	EMP	MIN		EMP	W	AA	H	A	NA	PI	2+	
1038	ADMINISTRATIVE ANALYST/SPECIALIST -12 MONTH	1	1	Male	0	0	0	0	0	0	0	0	
				Female	1	0	0	1	0	0	0	0	
3312	ADMINISTRATOR II	1	1	Male	0	0	0	0	0	0	0	0	
				Female	1	0	0	1	0	0	0	0	
Grand Total #		2	2	Male #	0	0	0	0	0	0	0	0	
Grand Total %			100.0	Male %	0.0	0.0	0.0	0.0	0.0	0.0	0.0	0.0	
				Female #	2	0	0	2	0	0	0	0	
				Female%	100.0	0.0	0.0	100.0	0.0	0.0	0.0	0.0	

(+) Indicates this job contains employees who are included from another facility.

(-) Indicates this job contains employees included in this plan's Workforce Analysis but who are excluded from the rest of this facility's Affirmative Action plan.

California State University, Los Angeles
Workforce Analysis

Snapshot Date: 10/31/2023

Organizational Unit: 500500 - Copy Print Program

				Total	Total							
Job Code	Job Title	EMP	MIN		EMP	W	AA	H	A	NA	PI	2+
7000	EQUIPMENT MAINTENANCE ASSISTANT	2	2	Male	2	0	0	1	1	0	0	0
				Female	0	0	0	0	0	0	0	0
Grand Total #		2	2	Male #	2	0	0	1	1	0	0	0
Grand Total %			100.0	Male %	100.0	0.0	0.0	50.0	50.0	0.0	0.0	0.0
				Female #	0	0	0	0	0	0	0	0
				Female%	0.0	0.0	0.0	0.0	0.0	0.0	0.0	0.0

(+) Indicates this job contains employees who are included from another facility.

(-) Indicates this job contains employees included in this plan's Workforce Analysis but who are excluded from the rest of this facility's Affirmative Action plan.

California State University, Los Angeles
Workforce Analysis

Snapshot Date: 10/31/2023

Organizational Unit: 500510 - Environmental Health & Safety

				Total		Total						
Job Code	Job Title	EMP	MIN		EMP	W	AA	H	A	NA	PI	2+
1035	ADMINISTRATIVE SUPPORT COORDINATOR -12 MONTH	1	1	Male	0	0	0	0	0	0	0	0
				Female	1	0	0	1	0	0	0	0
1617	INSTRUCTIONAL SUPPORT TECHNICIAN II	1	1	Male	1	0	1	0	0	0	0	0
				Female	0	0	0	0	0	0	0	0
1038	ADMINISTRATIVE ANALYST/SPECIALIST -12 MONTH	3	2	Male	2	1	0	1	0	0	0	0
				Female	1	0	0	1	0	0	0	0
3318	ADMINISTRATOR I	2	2	Male	2	0	0	2	0	0	0	0
				Female	0	0	0	0	0	0	0	0
3312	ADMINISTRATOR II	1	1	Male	0	0	0	0	0	0	0	0
				Female	1	0	0	0	1	0	0	0
Grand Total #		8	7	Male #	5	1	1	3	0	0	0	0
Grand Total %			87.5	Male %	62.5	12.5	12.5	37.5	0.0	0.0	0.0	0.0
				Female #	3	0	0	2	1	0	0	0
				Female%	37.5	0.0	0.0	25.0	12.5	0.0	0.0	0.0

(+) Indicates this job contains employees who are included from another facility.

(-) Indicates this job contains employees included in this plan's Workforce Analysis but who are excluded from the rest of this facility's Affirmative Action plan.

California State University, Los Angeles
Workforce Analysis

Snapshot Date: 10/31/2023

Organizational Unit: 500535 - Property Management

				Total		Total						
Job Code	Job Title	EMP	MIN		EMP	W	AA	H	A	NA	PI	2+
1508	WAREHOUSE WORKER	1	1	Male	1	0	0	1	0	0	0	0
				Female	0	0	0	0	0	0	0	0
1550	PROPERTY CLERK I	1	0	Male	1	1	0	0	0	0	0	0
				Female	0	0	0	0	0	0	0	0
Grand Total #		2	1	Male #	2	1	0	1	0	0	0	0
Grand Total %			50.0	Male %	100.0	50.0	0.0	50.0	0.0	0.0	0.0	0.0
				Female #	0	0	0	0	0	0	0	0
				Female%	0.0	0.0	0.0	0.0	0.0	0.0	0.0	0.0

(+) Indicates this job contains employees who are included from another facility.

(-) Indicates this job contains employees included in this plan's Workforce Analysis but who are excluded from the rest of this facility's Affirmative Action plan.

California State University, Los Angeles
Workforce Analysis

Snapshot Date: 10/31/2023

Organizational Unit: 500541 - Distribution Center

Job Code	Job Title	Total		Total								
		EMP	MIN		EMP	W	AA	H	A	NA	PI	2+
1508	WAREHOUSE WORKER	4	4	Male	4	0	0	4	0	0	0	0
				Female	0	0	0	0	0	0	0	0
Grand Total #		4	4	Male #	4	0	0	4	0	0	0	0
Grand Total %			100.0	Male %	100.0	0.0	0.0	100.0	0.0	0.0	0.0	0.0
				Female #	0	0	0	0	0	0	0	0
				Female%	0.0	0.0	0.0	0.0	0.0	0.0	0.0	0.0

(+) Indicates this job contains employees who are included from another facility.

(-) Indicates this job contains employees included in this plan's Workforce Analysis but who are excluded from the rest of this facility's Affirmative Action plan.

California State University, Los Angeles
Workforce Analysis

Snapshot Date: 10/31/2023

Organizational Unit: 500550 - Printing Center

Job Code	Job Title	Total		Total								
		EMP	MIN		EMP	W	AA	H	A	NA	PI	2+
830	DESKTOP PUBLISHING/GRAPHIC SPECIALIST -12 MONTH	1	1	Male	1	0	0	1	0	0	0	0
				Female	0	0	0	0	0	0	0	0
1481	REPROGRAPHICS SPECIALIST II	3	2	Male	3	1	0	2	0	0	0	0
				Female	0	0	0	0	0	0	0	0
1482	REPROGRAPHICS SPECIALIST III	1	1	Male	1	0	0	1	0	0	0	0
				Female	0	0	0	0	0	0	0	0
1483	REPROGRAPHICS SPECIALIST IV	1	1	Male	1	0	0	0	1	0	0	0
				Female	0	0	0	0	0	0	0	0
Grand Total #		6	5	Male #	6	1	0	4	1	0	0	0
Grand Total %			83.3	Male %	100.0	16.7	0.0	66.7	16.7	0.0	0.0	0.0
				Female #	0	0	0	0	0	0	0	0
				Female%	0.0	0.0	0.0	0.0	0.0	0.0	0.0	0.0

(+) Indicates this job contains employees who are included from another facility.

(-) Indicates this job contains employees included in this plan's Workforce Analysis but who are excluded from the rest of this facility's Affirmative Action plan.

California State University, Los Angeles
Workforce Analysis

Snapshot Date: 10/31/2023

Organizational Unit: 500605 - Special Project

				Total		Total						
Job Code	Job Title	EMP	MIN		EMP	W	AA	H	A	NA	PI	2+
3312	ADMINISTRATOR II	2	1	Male	2	1	0	0	0	0	0	1
				Female	0	0	0	0	0	0	0	0
Grand Total #		2	1	Male #	2	1	0	0	0	0	0	1
Grand Total %			50.0	Male %	100.0	50.0	0.0	0.0	0.0	0.0	0.0	50.0
				Female #	0	0	0	0	0	0	0	0
				Female%	0.0	0.0	0.0	0.0	0.0	0.0	0.0	0.0

(+) Indicates this job contains employees who are included from another facility.

(-) Indicates this job contains employees included in this plan's Workforce Analysis but who are excluded from the rest of this facility's Affirmative Action plan.

California State University, Los Angeles
Workforce Analysis

Snapshot Date: 10/31/2023

Organizational Unit: 500650 - AVP Facilities and Planning

				Total		Total							
Job Code	Job Title	EMP	MIN		EMP	W	AA	H	A	NA	PI	2+	
3306	ADMINISTRATOR III	1	0	Male	0	0	0	0	0	0	0	0	
				Female	1	1	0	0	0	0	0	0	
Grand Total #		1	0	Male #	0	0	0	0	0	0	0	0	
Grand Total %			0.0	Male %	0.0	0.0	0.0	0.0	0.0	0.0	0.0	0.0	
				Female #	1	1	0	0	0	0	0	0	
				Female%	100.0	100.0	0.0	0.0	0.0	0.0	0.0	0.0	

(+) Indicates this job contains employees who are included from another facility.

(-) Indicates this job contains employees included in this plan's Workforce Analysis but who are excluded from the rest of this facility's Affirmative Action plan.

California State University, Los Angeles
Workforce Analysis

Snapshot Date: 10/31/2023

Organizational Unit: 500700 - Public Safety

				Total		Total						
Job Code	Job Title	EMP	MIN		EMP	W	AA	H	A	NA	PI	2+
8820	COMMUNITY SERVICE SPECIALIST -12 MONTH	6	6	Male	6	0	3	3	0	0	0	0
				Female	0	0	0	0	0	0	0	0
1038	ADMINISTRATIVE ANALYST/SPECIALIST -12 MONTH	4	4	Male	1	0	0	1	0	0	0	0
				Female	3	0	0	3	0	0	0	0
8800	POLICE DISPATCHER -12 MONTH	3	3	Male	1	0	0	0	0	0	0	1
				Female	2	0	0	2	0	0	0	0
5284	SENIOR BUDGET ANALYST	1	1	Male	0	0	0	0	0	0	0	0
				Female	1	0	0	1	0	0	0	0
3312	ADMINISTRATOR II	3	3	Male	1	0	0	1	0	0	0	0
				Female	2	0	0	2	0	0	0	0
3306	ADMINISTRATOR III	1	1	Male	1	0	1	0	0	0	0	0
				Female	0	0	0	0	0	0	0	0
Grand Total #		18	18	Male #	10	0	4	5	0	0	0	1
Grand Total %			100.0	Male %	55.6	0.0	22.2	27.8	0.0	0.0	0.0	5.6
				Female #	8	0	0	8	0	0	0	0
				Female%	44.4	0.0	0.0	44.4	0.0	0.0	0.0	0.0

(+) Indicates this job contains employees who are included from another facility.

(-) Indicates this job contains employees included in this plan's Workforce Analysis but who are excluded from the rest of this facility's Affirmative Action plan.

California State University, Los Angeles
Workforce Analysis

Snapshot Date: 10/31/2023

Organizational Unit: 500705 - Police

				Total		Total							
Job Code	Job Title	EMP	MIN		EMP	W	AA	H	A	NA	PI	2+	
8350	POLICE OFFICER	6	5	Male	5	1	2	2	0	0	0	0	
				Female	1	0	0	1	0	0	0	0	
8365	CORPORAL	4	4	Male	4	0	0	3	1	0	0	0	
				Female	0	0	0	0	0	0	0	0	
8354	SERGEANT	4	3	Male	3	1	1	0	1	0	0	0	
				Female	1	0	0	1	0	0	0	0	
Grand Total #		14	12	Male #	12	2	3	5	2	0	0	0	
Grand Total %			85.7	Male %	85.7	14.3	21.4	35.7	14.3	0.0	0.0	0.0	
				Female #	2	0	0	2	0	0	0	0	
				Female%	14.3	0.0	0.0	14.3	0.0	0.0	0.0	0.0	

(+) Indicates this job contains employees who are included from another facility.

(-) Indicates this job contains employees included in this plan's Workforce Analysis but who are excluded from the rest of this facility's Affirmative Action plan.

California State University, Los Angeles
Workforce Analysis

Snapshot Date: 10/31/2023

Organizational Unit: 500710 - Parking

				Total		Total							
Job Code	Job Title	EMP	MIN		EMP	W	AA	H	A	NA	PI	2+	
8810	PARKING OFFICER -12 MONTH	5	5	Male	4	0	1	3	0	0	0	0	
				Female	1	0	0	1	0	0	0	0	
1032	ADMINISTRATIVE SUPPORT ASSISTANT -12 MONTH	1	1	Male	0	0	0	0	0	0	0	0	
				Female	1	0	0	1	0	0	0	0	
1038	ADMINISTRATIVE ANALYST/SPECIALIST -12 MONTH	3	3	Male	2	0	0	2	0	0	0	0	
				Female	1	0	0	1	0	0	0	0	
1035	ADMINISTRATIVE SUPPORT COORDINATOR -12 MONTH	2	2	Male	0	0	0	0	0	0	0	0	
				Female	2	0	1	1	0	0	0	0	
6940	FACILITIES MAINTENANCE MECHANIC	2	2	Male	2	0	0	2	0	0	0	0	
				Female	0	0	0	0	0	0	0	0	
3312	ADMINISTRATOR II	1	1	Male	0	0	0	0	0	0	0	0	
				Female	1	0	0	1	0	0	0	0	
Grand Total #		14	14	Male #	8	0	1	7	0	0	0	0	
Grand Total %			100.0	Male %	57.1	0.0	7.1	50.0	0.0	0.0	0.0	0.0	
				Female #	6	0	1	5	0	0	0	0	
				Female%	42.9	0.0	7.1	35.7	0.0	0.0	0.0	0.0	

(+) Indicates this job contains employees who are included from another facility.

(-) Indicates this job contains employees included in this plan's Workforce Analysis but who are excluded from the rest of this facility's Affirmative Action plan.

California State University, Los Angeles
Workforce Analysis

Snapshot Date: 10/31/2023

Organizational Unit: 500715 - Transportation

				Total		Total							
Job Code	Job Title	EMP	MIN		EMP	W	AA	H	A	NA	PI	2+	
1038	ADMINISTRATIVE ANALYST/SPECIALIST -12 MONTH	1	1	Male	0	0	0	0	0	0	0	0	
				Female	1	0	0	1	0	0	0	0	
Grand Total #		1	1	Male #	0	0	0	0	0	0	0	0	
Grand Total %			100.0	Male %	0.0	0.0	0.0	0.0	0.0	0.0	0.0	0.0	
				Female #	1	0	0	1	0	0	0	0	
				Female%	100.0	0.0	0.0	100.0	0.0	0.0	0.0	0.0	

(+) Indicates this job contains employees who are included from another facility.

(-) Indicates this job contains employees included in this plan's Workforce Analysis but who are excluded from the rest of this facility's Affirmative Action plan.

California State University, Los Angeles
Workforce Analysis

Snapshot Date: 10/31/2023

Organizational Unit: 500720 - Keys

Job Code	Job Title	Total		Total								
		EMP	MIN		EMP	W	AA	H	A	NA	PI	2+
6642	LOCKSMITH	1	0	Male	1	1	0	0	0	0	0	0
				Female	0	0	0	0	0	0	0	0
6644	SUPERVISING LOCKSMITH	1	0	Male	1	1	0	0	0	0	0	0
				Female	0	0	0	0	0	0	0	0
Grand Total #		2	0	Male #	2	2	0	0	0	0	0	0
Grand Total %			0.0	Male %	100.0	100.0	0.0	0.0	0.0	0.0	0.0	0.0
				Female #	0	0	0	0	0	0	0	0
				Female%	0.0	0.0	0.0	0.0	0.0	0.0	0.0	0.0

(+) Indicates this job contains employees who are included from another facility.

(-) Indicates this job contains employees included in this plan's Workforce Analysis but who are excluded from the rest of this facility's Affirmative Action plan.

California State University, Los Angeles
Workforce Analysis

Snapshot Date: 10/31/2023

Organizational Unit: 500730 - Security Camera Shop

Job Code	Job Title	Total		Total								
		EMP	MIN		EMP	W	AA	H	A	NA	PI	2+
7012	EQUIPMENT TECHNICIAN II, ELECTRO-MECHANICAL	2	2	Male	2	0	0	2	0	0	0	0
				Female	0	0	0	0	0	0	0	0
Grand Total #		2	2	Male #	2	0	0	2	0	0	0	0
Grand Total %			100.0	Male %	100.0	0.0	0.0	100.0	0.0	0.0	0.0	0.0
				Female #	0	0	0	0	0	0	0	0
				Female%	0.0	0.0	0.0	0.0	0.0	0.0	0.0	0.0

(+) Indicates this job contains employees who are included from another facility.

(-) Indicates this job contains employees included in this plan's Workforce Analysis but who are excluded from the rest of this facility's Affirmative Action plan.

California State University, Los Angeles
Workforce Analysis

Snapshot Date: 10/31/2023

Organizational Unit: 600000 - VP Institutional Advancement

				Total		Total							
Job Code	Job Title	EMP	MIN		EMP	W	AA	H	A	NA	PI	2+	
1170	CONFIDENTIAL OFFICE SUPPORT -12 MONTH	1	1	Male	0	0	0	0	0	0	0	0	
				Female	1	0	0	0	1	0	0	0	
1038	ADMINISTRATIVE ANALYST/SPECIALIST -12 MONTH	1	1	Male	0	0	0	0	0	0	0	0	
				Female	1	0	0	1	0	0	0	0	
3318	ADMINISTRATOR I	1	1	Male	1	0	0	0	1	0	0	0	
				Female	0	0	0	0	0	0	0	0	
3300	ADMINISTRATOR IV	1	1	Male	1	0	0	1	0	0	0	0	
				Female	0	0	0	0	0	0	0	0	
Grand Total #		4	4	Male #	2	0	0	1	1	0	0	0	
Grand Total %			100.0	Male %	50.0	0.0	0.0	25.0	25.0	0.0	0.0	0.0	
				Female #	2	0	0	1	1	0	0	0	
				Female%	50.0	0.0	0.0	25.0	25.0	0.0	0.0	0.0	

(+) Indicates this job contains employees who are included from another facility.

(-) Indicates this job contains employees included in this plan's Workforce Analysis but who are excluded from the rest of this facility's Affirmative Action plan.

California State University, Los Angeles
Workforce Analysis

Snapshot Date: 10/31/2023

Organizational Unit: 600005 - Alumni Affairs

				Total		Total							
Job Code	Job Title	EMP	MIN		EMP	W	AA	H	A	NA	PI	2+	
3306	ADMINISTRATOR III	1	1	Male	0	0	0	0	0	0	0	0	
				Female	1	0	0	1	0	0	0	0	
Grand Total #		1	1	Male #	0	0	0	0	0	0	0	0	
Grand Total %			100.0	Male %	0.0	0.0	0.0	0.0	0.0	0.0	0.0	0.0	
				Female #	1	0	0	1	0	0	0	0	
				Female%	100.0	0.0	0.0	100.0	0.0	0.0	0.0	0.0	

(+) Indicates this job contains employees who are included from another facility.

(-) Indicates this job contains employees included in this plan's Workforce Analysis but who are excluded from the rest of this facility's Affirmative Action plan.

California State University, Los Angeles
Workforce Analysis

Snapshot Date: 10/31/2023

Organizational Unit: 600015 - Annual Fund

				Total		Total						
Job Code	Job Title	EMP	MIN		EMP	W	AA	H	A	NA	PI	2+
3318	ADMINISTRATOR I	1	1	Male	1	0	0	0	1	0	0	0
				Female	0	0	0	0	0	0	0	0
Grand Total #		1	1	Male #	1	0	0	0	1	0	0	0
Grand Total %			100.0	Male %	100.0	0.0	0.0	0.0	100.0	0.0	0.0	0.0
				Female #	0	0	0	0	0	0	0	0
				Female%	0.0	0.0	0.0	0.0	0.0	0.0	0.0	0.0

(+) Indicates this job contains employees who are included from another facility.

(-) Indicates this job contains employees included in this plan's Workforce Analysis but who are excluded from the rest of this facility's Affirmative Action plan.

California State University, Los Angeles
Workforce Analysis

Snapshot Date: 10/31/2023

Organizational Unit: 600020 - Development Office

				Total		Total							
Job Code	Job Title	EMP	MIN		EMP	W	AA	H	A	NA	PI	2+	
1032	ADMINISTRATIVE SUPPORT ASSISTANT -12 MONTH	1	1	Male	0	0	0	0	0	0	0	0	
				Female	1	0	0	1	0	0	0	0	
1035	ADMINISTRATIVE SUPPORT COORDINATOR -12 MONTH	2	2	Male	0	0	0	0	0	0	0	0	
				Female	2	0	0	2	0	0	0	0	
3318	ADMINISTRATOR I	1	1	Male	1	0	0	1	0	0	0	0	
				Female	0	0	0	0	0	0	0	0	
3312	ADMINISTRATOR II	1	0	Male	0	0	0	0	0	0	0	0	
				Female	1	1	0	0	0	0	0	0	
Grand Total #		5	4	Male #	1	0	0	1	0	0	0	0	
Grand Total %			80.0	Male %	20.0	0.0	0.0	20.0	0.0	0.0	0.0	0.0	
				Female #	4	1	0	3	0	0	0	0	
				Female%	80.0	20.0	0.0	60.0	0.0	0.0	0.0	0.0	

(+) Indicates this job contains employees who are included from another facility.

(-) Indicates this job contains employees included in this plan's Workforce Analysis but who are excluded from the rest of this facility's Affirmative Action plan.

California State University, Los Angeles
Workforce Analysis

Snapshot Date: 10/31/2023

Organizational Unit: 600025 - School Development Office

				Total		Total							
Job Code	Job Title	EMP	MIN	EMP		W	AA	H	A	NA	PI	2+	
3312	ADMINISTRATOR II	6	4	Male	2	1	1	0	0	0	0	0	
				Female	4	1	1	2	0	0	0	0	
3306	ADMINISTRATOR III	1	0	Male	0	0	0	0	0	0	0	0	
				Female	1	1	0	0	0	0	0	0	
Grand Total #			7	4	Male #	2	1	1	0	0	0	0	
Grand Total %				57.1	Male %	28.6	14.3	14.3	0.0	0.0	0.0	0.0	
					Female #	5	2	1	2	0	0	0	
					Female%	71.4	28.6	14.3	28.6	0.0	0.0	0.0	

(+) Indicates this job contains employees who are included from another facility.

(-) Indicates this job contains employees included in this plan's Workforce Analysis but who are excluded from the rest of this facility's Affirmative Action plan.

California State University, Los Angeles
Workforce Analysis

Snapshot Date: 10/31/2023

Organizational Unit: 600040 - Public Affairs

				Total		Total							
Job Code	Job Title	EMP	MIN		EMP	W	AA	H	A	NA	PI	2+	
1035	ADMINISTRATIVE SUPPORT COORDINATOR -12 MONTH	1	1	Male	1	0	0	0	1	0	0	0	
				Female	0	0	0	0	0	0	0		
800	PUBLIC AFFAIRS/COMMUNICATION SPECIALIST -12 MONTH	3	2	Male	2	1	0	1	0	0	0	0	
				Female	1	0	0	0	1	0	0	0	
820	GRAPHIC DESIGNER -12 MONTH	2	2	Male	1	0	0	1	0	0	0	0	
				Female	1	0	1	0	0	0	0	0	
3318	ADMINISTRATOR I	1	1	Male	1	0	0	1	0	0	0	0	
				Female	0	0	0	0	0	0	0	0	
3312	ADMINISTRATOR II	2	2	Male	0	0	0	0	0	0	0	0	
				Female	2	0	0	0	1	0	0	1	
3306	ADMINISTRATOR III	1	1	Male	0	0	0	0	0	0	0	0	
				Female	1	0	1	0	0	0	0	0	
Grand Total #		10	9	Male #	5	1	0	3	1	0	0	0	
Grand Total %			90.0	Male %	50.0	10.0	0.0	30.0	10.0	0.0	0.0	0.0	
				Female #	5	0	2	0	2	0	0	1	
				Female%	50.0	0.0	20.0	0.0	20.0	0.0	0.0	10.0	

(+) Indicates this job contains employees who are included from another facility.

(-) Indicates this job contains employees included in this plan's Workforce Analysis but who are excluded from the rest of this facility's Affirmative Action plan.

California State University, Los Angeles
Workforce Analysis

Snapshot Date: 10/31/2023

Organizational Unit: 600050 - Luckman Fine Arts

		Total		Total								
Job Code	Job Title	EMP	MIN		EMP	W	AA	H	A	NA	PI	2+
1035	ADMINISTRATIVE SUPPORT COORDINATOR -12 MONTH	1	1	Male	0	0	0	0	0	0	0	0
				Female	1	0	1	0	0	0	0	0
3318	ADMINISTRATOR I	3	3	Male	2	0	0	2	0	0	0	0
				Female	1	0	0	1	0	0	0	0
3306	ADMINISTRATOR III	1	1	Male	1	0	0	1	0	0	0	0
				Female	0	0	0	0	0	0	0	0
Grand Total #		5	5	Male #	3	0	0	3	0	0	0	0
Grand Total %			100.0	Male %	60.0	0.0	0.0	60.0	0.0	0.0	0.0	0.0
				Female #	2	0	1	1	0	0	0	0
				Female%	40.0	0.0	20.0	20.0	0.0	0.0	0.0	0.0

(+) Indicates this job contains employees who are included from another facility.

(-) Indicates this job contains employees included in this plan's Workforce Analysis but who are excluded from the rest of this facility's Affirmative Action plan.

California State University, Los Angeles
Workforce Analysis Summary

Snapshot Date: 10/31/2023

Organizational Unit	Total				Male							Female						
	EMP	M	F	MIN	W	AA	H	A	NA	PI	2+	W	AA	H	A	NA	PI	2+
100500 - Equity, Diversity & Inclusion	2	1	1	2	0	0	0	1	0	0	0	0	0	1	0	0	0	0
102400 - Athletics Department	1	1	0	1	0	0	1	0	0	0	0	0	0	0	0	0	0	0
105000 - Office of the President	5	1	4	5	0	0	0	1	0	0	0	0	0	2	2	0	0	0
105003 - Pat Brown Institute	1	0	1	1	0	0	0	0	0	0	0	0	0	0	1	0	0	0
105004 - Center for ESG	6	1	5	6	0	0	0	1	0	0	0	0	0	3	2	0	0	0
105005 - Office of Diversity & Learning	1	0	1	1	0	0	0	0	0	0	0	0	0	1	0	0	0	0
200100 - Vice President Academic Affrs	5	1	4	3	0	0	0	1	0	0	0	2	1	0	1	0	0	0
200105 - Institutional Research	6	4	2	6	0	0	0	4	0	0	0	0	0	1	1	0	0	0
200110 - Resource Planning and Mgmt	3	1	2	3	0	0	0	1	0	0	0	0	0	2	0	0	0	0
200120 - Honors College	4	0	4	4	0	0	0	0	0	0	0	0	0	4	0	0	0	0
200122 - Early Entrance Program	1	0	1	1	0	0	0	0	0	0	0	0	1	0	0	0	0	0
200300 - Graduate Studies Office	6	3	3	5	1	0	2	0	0	0	0	0	1	1	1	0	0	0
200301 - Office. Resrch., Adv., & Dev.	6	2	4	4	1	0	0	1	0	0	0	1	1	2	0	0	0	0
200302 - Animal Care	2	1	1	2	0	0	1	0	0	0	0	0	0	1	0	0	0	0
200400 - Undergraduate Studies	9	3	6	8	0	0	2	0	0	0	1	1	1	2	1	0	0	1
200410 - Academic Advisement Center-ULS	9	3	6	8	1	0	2	0	0	0	0	0	0	4	2	0	0	0
200413 - Early Academic Preparation	7	2	5	7	0	0	2	0	0	0	0	0	0	5	0	0	0	0
200425 - University Writing Center-ULS	5	2	3	5	0	0	1	1	0	0	0	0	0	3	0	0	0	0
200500 - Academic Senate	2	0	2	2	0	0	0	0	0	0	0	0	1	1	0	0	0	0
200514 - AA Faculty Affairs	3	0	3	2	0	0	0	0	0	0	0	1	0	2	0	0	0	0
200516 - CETL	7	5	2	4	2	0	2	1	0	0	0	1	1	0	0	0	0	0
200700 - University Library	37	12	25	26	5	0	4	2	0	1	0	6	2	8	9	0	0	0
201000 - Arts and Letters - Dean	22	9	13	15	4	0	4	1	0	0	0	3	1	8	1	0	0	0

California State University, Los Angeles
Workforce Analysis Summary

Snapshot Date: 10/31/2023

Organizational Unit	Total				Male							Female						
	EMP	M	F	MIN	W	AA	H	A	NA	PI	2+	W	AA	H	A	NA	PI	2+
201010 - Art	66	32	34	33	15	2	11	2	1	1	0	18	2	9	4	0	0	1
201015 - Communication Studies	43	20	23	30	6	1	7	5	1	0	0	7	2	6	6	0	0	2
201020 - English	65	29	36	37	10	0	10	7	0	0	2	18	2	13	3	0	0	0
201025 - Liberal Studies	13	6	7	7	4	0	2	0	0	0	0	2	0	5	0	0	0	0
201030 - Modern Languages & Literatures	17	8	9	13	1	0	3	3	0	0	1	3	0	2	4	0	0	0
201035 - Music	42	27	15	16	18	1	8	0	0	0	0	8	0	4	2	0	0	1
201040 - Philosophy	18	13	5	6	8	0	1	3	0	0	1	4	0	1	0	0	0	0
201045 - Theatre Arts and Dance	26	7	19	11	4	0	2	1	0	0	0	11	1	5	0	2	0	0
201055 - TVFM	43	23	20	24	11	1	8	3	0	0	0	8	3	6	2	0	0	1
201075 - Women Genders and Sexualities	14	2	12	11	1	1	0	0	0	0	0	2	1	6	3	0	0	0
201200 - Business and Economics - Dean	13	4	9	12	0	0	2	2	0	0	0	1	2	3	3	0	0	0
201201 - Grad Bus Prof Fee	3	0	3	3	0	0	0	0	0	0	0	0	0	2	1	0	0	0
201205 - Accounting Department	25	13	12	18	6	0	1	6	0	0	0	1	1	1	8	0	0	1
201210 - Information Systems	32	22	10	23	5	2	8	7	0	0	0	4	1	1	4	0	0	0
201215 - Economics & Statistics	20	10	10	15	2	1	2	5	0	0	0	3	0	3	4	0	0	0
201220 - Finance and Law	19	15	4	14	4	2	0	9	0	0	0	1	0	0	3	0	0	0
201225 - Management	68	37	31	40	17	3	6	10	0	0	1	11	1	6	10	1	0	2
201230 - Marketing	28	13	15	19	2	2	3	5	0	0	1	7	3	1	3	0	0	1
201235 - B&E Advisement Center	4	3	1	4	0	1	1	1	0	0	0	0	0	1	0	0	0	0
201245 - B;E Strategic Communicatns Grp	3	2	1	3	0	0	0	2	0	0	0	0	0	0	1	0	0	0
201400 - Charter College of Ed - Dean	18	7	11	15	1	1	5	0	0	0	0	2	0	6	3	0	0	0
201402 - EdD in Educational Leadership	7	3	4	6	0	1	2	0	0	0	0	1	0	3	0	0	0	0
201410 - Curriculum & Instruction	48	13	35	25	7	1	4	1	0	0	0	16	0	9	9	1	0	0

California State University, Los Angeles
Workforce Analysis Summary

Snapshot Date: 10/31/2023

Organizational Unit	Total				Male							Female						
	EMP	M	F	MIN	W	AA	H	A	NA	PI	2+	W	AA	H	A	NA	PI	2+
201415 - AASE	50	24	26	38	6	2	11	5	0	0	0	6	0	7	11	0	0	2
201420 - Special Education & Counseling	74	15	59	46	4	2	5	3	0	0	1	24	5	18	12	0	0	0
201500 - Engr Comp Sci and Tech - Dean	24	16	8	15	6	1	5	3	0	0	1	3	0	5	0	0	0	0
201501 - ECST Student Services	10	4	6	7	2	0	2	0	0	0	0	1	1	3	1	0	0	0
201505 - Civil Engineering	23	17	6	15	6	0	4	7	0	0	0	2	0	2	2	0	0	0
201510 - Computer Science	59	41	18	44	9	0	7	25	0	0	0	6	1	0	11	0	0	0
201515 - Electrical & Computer Engr	17	13	4	9	5	0	3	5	0	0	0	3	0	0	1	0	0	0
201520 - Mechanical Engineer	28	23	5	13	13	0	4	6	0	0	0	2	0	2	1	0	0	0
201525 - Technology	21	15	6	16	3	1	6	4	0	0	1	2	0	1	2	1	0	0
201535 - MESA-MSP	1	0	1	1	0	0	0	0	0	0	0	0	0	1	0	0	0	0
201600 - Health & Human Services--Dean	17	5	12	15	2	0	1	2	0	0	0	0	2	8	2	0	0	0
201605 - Child & Family Studies	56	8	48	39	2	0	4	2	0	0	0	15	2	25	5	0	0	1
201610 - Communication Disorders	35	10	25	19	5	0	3	2	0	0	0	11	0	9	3	0	0	2
201611 - Audiology Doctorate Program	3	0	3	1	0	0	0	0	0	0	0	2	0	0	1	0	0	0
201615 - Criminal Justice	43	15	28	24	4	2	7	2	0	0	0	15	1	6	4	0	0	2
201620 - Public Health	24	6	18	15	4	2	0	0	0	0	0	5	0	8	5	0	0	0
201625 - Kinesiology & Nutritnl Science	82	36	46	64	8	1	16	9	0	0	2	10	2	18	15	1	0	0
201630 - Nursing	53	11	42	34	3	1	2	5	0	0	0	16	2	13	10	0	0	1
201635 - Social Work	61	18	43	49	4	1	8	5	0	0	0	8	9	17	8	0	0	1
201640 - HHS Advisement & Outreach Ctr	14	7	7	12	2	4	1	0	0	0	0	0	1	5	1	0	0	0
201650 - Applied Gerontology Institute	1	0	1	1	0	0	0	0	0	0	0	0	0	1	0	0	0	0
201665 - Nutrition and Food Science	22	2	20	12	0	0	1	1	0	0	0	10	2	2	5	1	0	0
201700 - Natural & Social Sciences-Dean	53	24	29	36	7	1	12	4	0	0	0	10	4	12	3	0	0	0

California State University, Los Angeles
Workforce Analysis Summary

Snapshot Date: 10/31/2023

Organizational Unit	Total				Male							Female						
	EMP	M	F	MIN	W	AA	H	A	NA	PI	2+	W	AA	H	A	NA	PI	2+
201705 - Anthropology	21	5	16	6	3	0	0	1	0	0	1	12	0	4	0	0	0	0
201710 - Biology and Microbiology	56	23	33	35	10	1	6	6	0	0	0	11	3	11	8	0	0	0
201715 - Chemistry & Biochemistry	51	32	19	39	11	4	8	9	0	0	0	1	1	6	11	0	0	0
201730 - Geological Sciences	24	10	14	14	6	0	1	3	0	0	0	4	0	6	3	0	0	1
201735 - History	29	14	15	14	9	0	5	0	0	0	0	6	2	5	2	0	0	0
201740 - Latin American Studies	9	2	7	8	0	0	2	0	0	0	0	1	0	6	0	0	0	0
201745 - Mathematics	65	35	30	40	13	2	6	14	0	0	0	12	1	2	15	0	0	0
201755 - Physics and Astronomy	33	20	13	14	10	0	7	3	0	0	0	9	0	1	3	0	0	0
201760 - Political Science	24	16	8	13	8	0	3	4	0	0	1	3	2	0	3	0	0	0
201765 - Psychology	56	22	34	33	14	2	6	0	0	0	0	9	2	14	7	0	1	1
201770 - Sociology	34	12	22	20	5	1	4	2	0	0	0	9	1	7	4	0	0	1
201800 - Extended Education	2	1	1	2	0	0	0	1	0	0	0	0	0	1	0	0	0	0
201805 - PaGE - LA Downtown office	5	3	2	5	0	0	3	0	0	0	0	0	0	2	0	0	0	0
201810 - PaGE Enrollment Services	3	1	2	2	0	0	0	1	0	0	0	1	0	1	0	0	0	0
201815 - PaGE	2	0	2	2	0	0	0	0	0	0	0	0	0	0	1	0	0	1
201820 - PaGE Program Area	5	2	3	5	0	0	1	1	0	0	0	0	0	1	2	0	0	0
201835 - Study in LA	1	0	1	1	0	0	0	0	0	0	0	0	0	0	1	0	0	0
201840 - PaGE International Office	4	2	2	3	1	0	0	1	0	0	0	0	0	0	2	0	0	0
201850 - PaGE Fiscal Operations	3	1	2	3	0	0	0	1	0	0	0	0	0	0	2	0	0	0
201860 - PaGE Mktg and Communication	2	1	1	2	0	0	1	0	0	0	0	0	0	1	0	0	0	0
201900 - College of Ethnic Studies	6	4	2	6	0	1	2	1	0	0	0	0	1	0	1	0	0	0
201901 - Asian American Studies	8	4	4	8	0	0	1	3	0	0	0	0	0	0	3	0	0	1
201902 - Chicana(o) & Latina(o) Studies	49	16	33	48	0	0	16	0	0	0	0	1	0	30	0	1	1	0

California State University, Los Angeles
Workforce Analysis Summary

Snapshot Date: 10/31/2023

Organizational Unit	Total				Male							Female						
	EMP	M	F	MIN	W	AA	H	A	NA	PI	2+	W	AA	H	A	NA	PI	2+
201903 - Pan African Studies	16	9	7	16	0	9	0	0	0	0	0	0	6	0	0	0	0	1
204000 - AVP Enrollment Mgt Office	3	2	1	2	0	0	2	0	0	0	0	1	0	0	0	0	0	0
204135 - Student Financial Aid	20	5	15	18	1	0	2	2	0	0	0	1	0	11	3	0	0	0
204145 - Admissions	25	10	15	23	1	0	3	5	0	0	1	1	0	10	4	0	0	0
204150 - Registrars Office	31	9	22	24	4	0	4	1	0	0	0	3	2	14	2	0	0	1
204155 - University Outreach	7	1	6	7	0	1	0	0	0	0	0	0	1	3	2	0	0	0
300000 - Vice President ITS Office	5	2	3	5	0	0	1	0	0	0	1	0	1	2	0	0	0	0
300020 - Baseline	3	2	1	3	0	0	2	0	0	0	0	0	0	0	1	0	0	0
300030 - Computer Center Office	2	1	1	1	1	0	0	0	0	0	0	0	0	0	1	0	0	0
300040 - Enterprise Applications	10	7	3	6	3	0	2	2	0	0	0	1	0	1	1	0	0	0
300050 - IT Infrastructure Services	12	8	4	10	1	0	2	5	0	0	0	1	0	0	3	0	0	0
300051 - Desktop Services	4	4	0	4	0	0	0	4	0	0	0	0	0	0	0	0	0	0
300052 - Network and Telecom	4	3	1	4	0	0	0	3	0	0	0	0	0	0	1	0	0	0
300060 - Educational Technology Service	5	2	3	5	0	0	2	0	0	0	0	0	0	2	1	0	0	0
300070 - ITS Financial & Support Svcs	15	8	7	12	3	0	3	2	0	0	0	0	1	1	5	0	0	0
300080 - Information Technology Svcs	4	3	1	4	0	0	0	3	0	0	0	0	0	0	1	0	0	0
400000 - VP Student Life	10	4	6	10	0	1	1	2	0	0	0	0	0	6	0	0	0	0
400020 - Basic Needs Initiatives	5	1	4	5	0	0	0	1	0	0	0	0	0	4	0	0	0	0
400030 - Student Mental Health Services	3	0	3	3	0	0	0	0	0	0	0	0	0	3	0	0	0	0
400050 - Guardian Scholars	1	0	1	1	0	0	0	0	0	0	0	0	0	1	0	0	0	0
400120 - New Student and Parent Program	2	1	1	2	0	0	1	0	0	0	0	0	0	1	0	0	0	0
400130 - Career Center	8	2	6	7	0	0	2	0	0	0	0	1	0	4	1	0	0	0
400200 - Dean of Students	4	0	4	3	0	0	0	0	0	0	0	1	1	2	0	0	0	0

California State University, Los Angeles
Workforce Analysis Summary

Snapshot Date: 10/31/2023

Organizational Unit	Total				Male							Female						
	EMP	M	F	MIN	W	AA	H	A	NA	PI	2+	W	AA	H	A	NA	PI	2+
400202 - Upward Bound	1	0	1	1	0	0	0	0	0	0	0	0	0	1	0	0	0	0
400210 - EOP	15	6	9	15	0	1	5	0	0	0	0	0	2	6	1	0	0	0
400235 - Health Center	34	8	26	33	0	2	1	5	0	0	0	1	2	13	10	0	0	0
400240 - Students with Disabilities	11	8	3	10	0	0	8	0	0	0	0	1	0	1	1	0	0	0
400255 - Dreamers Resource Center	2	0	2	2	0	0	0	0	0	0	0	0	0	2	0	0	0	0
400300 - Athletics Department	30	22	8	19	9	5	7	1	0	0	0	2	3	3	0	0	0	0
400400 - Housing Services	17	9	8	14	1	0	7	1	0	0	0	2	0	5	1	0	0	0
491130 - CC - SSF-Career Services	1	0	1	1	0	0	0	0	0	0	0	0	0	1	0	0	0	0
491200 - SA - SSF-Student Development	1	1	0	1	0	1	0	0	0	0	0	0	0	0	0	0	0	0
491204 - VA - SSF-Veterans Affair	3	2	1	3	0	1	1	0	0	0	0	0	0	1	0	0	0	0
491235 - HC - SSF-Hlth Ed & Wellness	1	0	1	1	0	0	0	0	0	0	0	0	1	0	0	0	0	0
491240 - OSD - SSF-Svcs & Accommodation	1	0	1	1	0	0	0	0	0	0	0	0	0	1	0	0	0	0
500000 - VP Admin & Finance	10	1	9	8	0	0	1	0	0	0	0	2	1	5	0	0	0	1
500105 - Controller's Office	15	2	13	13	0	0	2	0	0	0	0	2	1	4	5	0	0	1
500110 - Student Financial Services	20	3	17	18	0	2	0	1	0	0	0	2	0	11	4	0	0	0
500115 - Budget Office	4	1	3	4	0	0	0	1	0	0	0	0	0	1	2	0	0	0
500116 - Budget and Compliance	4	3	1	4	0	0	2	1	0	0	0	0	0	0	1	0	0	0
500117 - Fiscal Planning	2	1	1	2	0	0	1	0	0	0	0	0	0	0	1	0	0	0
500120 - Special Projects Budget-FS	5	2	3	5	0	1	1	0	0	0	0	0	0	0	2	0	0	1
500125 - Purchasing	7	1	6	6	0	0	1	0	0	0	0	1	2	0	2	0	0	1
500130 - Payroll	6	1	5	5	0	0	0	1	0	0	0	1	0	1	3	0	0	0
500200 - Administrative Technology	5	5	0	4	1	0	1	3	0	0	0	0	0	0	0	0	0	0
500205 - One Card	2	0	2	2	0	0	0	0	0	0	0	0	0	0	2	0	0	0

California State University, Los Angeles
Workforce Analysis Summary

Snapshot Date: 10/31/2023

Organizational Unit	Total				Male							Female						
	EMP	M	F	MIN	W	AA	H	A	NA	PI	2+	W	AA	H	A	NA	PI	2+
500300 - Facilities Operations Office	6	5	1	5	0	2	2	1	0	0	0	1	0	0	0	0	0	0
500305 - Fac Svcs SI-Facilities	1	1	0	1	0	0	1	0	0	0	0	0	0	0	0	0	0	0
500320 - Automotive	2	2	0	2	0	1	0	1	0	0	0	0	0	0	0	0	0	0
500321 - Building Services	7	7	0	6	1	0	4	2	0	0	0	0	0	0	0	0	0	0
500322 - Carpenter Shop	6	6	0	4	2	0	4	0	0	0	0	0	0	0	0	0	0	0
500323 - Central Store	2	1	1	2	0	0	1	0	0	0	0	0	0	1	0	0	0	0
500324 - Custodial Dept	63	29	34	63	0	9	19	1	0	0	0	0	0	34	0	0	0	0
500325 - Electrical Shop	6	6	0	6	0	0	6	0	0	0	0	0	0	0	0	0	0	0
500327 - Fire Life Safety	1	1	0	0	1	0	0	0	0	0	0	0	0	0	0	0	0	0
500328 - Grounds Dept	13	13	0	12	1	0	11	1	0	0	0	0	0	0	0	0	0	0
500331 - Paint Shop	5	5	0	5	0	2	3	0	0	0	0	0	0	0	0	0	0	0
500333 - Plumbing Shop	4	4	0	4	0	0	4	0	0	0	0	0	0	0	0	0	0	0
500337 - Work Control Department	4	1	3	4	0	0	1	0	0	0	0	0	0	3	0	0	0	0
500400 - Human Resource Management	9	1	8	9	0	0	1	0	0	0	0	0	0	7	1	0	0	0
500405 - Equity and Diversity	2	0	2	2	0	0	0	0	0	0	0	0	0	2	0	0	0	0
500500 - Copy Print Program	2	2	0	2	0	0	1	1	0	0	0	0	0	0	0	0	0	0
500510 - Environmental Health & Safety	8	5	3	7	1	1	3	0	0	0	0	0	0	2	1	0	0	0
500535 - Property Management	2	2	0	1	1	0	1	0	0	0	0	0	0	0	0	0	0	0
500541 - Distribution Center	4	4	0	4	0	0	4	0	0	0	0	0	0	0	0	0	0	0
500550 - Printing Center	6	6	0	5	1	0	4	1	0	0	0	0	0	0	0	0	0	0
500605 - Special Project	2	2	0	1	1	0	0	0	0	0	1	0	0	0	0	0	0	0
500650 - AVP Facilities and Planning	1	0	1	0	0	0	0	0	0	0	0	1	0	0	0	0	0	0
500700 - Public Safety	18	10	8	18	0	4	5	0	0	0	1	0	0	8	0	0	0	0

California State University, Los Angeles
Workforce Analysis Summary

Snapshot Date: 10/31/2023

Organizational Unit	Total				Male							Female						
	EMP	M	F	MIN	W	AA	H	A	NA	PI	2+	W	AA	H	A	NA	PI	2+
500705 - Police	14	12	2	12	2	3	5	2	0	0	0	0	0	2	0	0	0	0
500710 - Parking	14	8	6	14	0	1	7	0	0	0	0	0	1	5	0	0	0	0
500715 - Transportation	1	0	1	1	0	0	0	0	0	0	0	0	0	1	0	0	0	0
500720 - Keys	2	2	0	0	2	0	0	0	0	0	0	0	0	0	0	0	0	0
500730 - Security Camera Shop	2	2	0	2	0	0	2	0	0	0	0	0	0	0	0	0	0	0
600000 - VP Institutional Advancement	4	2	2	4	0	0	1	1	0	0	0	0	0	1	1	0	0	0
600005 - Alumni Affairs	1	0	1	1	0	0	0	0	0	0	0	0	0	1	0	0	0	0
600015 - Annual Fund	1	1	0	1	0	0	0	1	0	0	0	0	0	0	0	0	0	0
600020 - Development Office	5	1	4	4	0	0	1	0	0	0	0	1	0	3	0	0	0	0
600025 - School Development Office	7	2	5	4	1	1	0	0	0	0	0	2	1	2	0	0	0	0
600040 - Public Affairs	10	5	5	9	1	0	3	1	0	0	0	0	2	0	2	0	0	1
600050 - Luckman Fine Arts	5	3	2	5	0	0	3	0	0	0	0	0	1	1	0	0	0	0
Total (#)	2,684	1,208	1,476	1,921	361	97	443	285	2	2	18	402	103	599	331	8	2	31
Total (%)		45.0	55.0	71.6	13.5	3.6	16.5	10.6	0.1	0.1	0.7	15.0	3.8	22.3	12.3	0.3	0.1	1.2

California State University, Los Angeles
Job Group Analysis

Snapshot Date: 10/31/2023

Job Group: 1 - Business and Financial Operations Occupations

			Total				
EEO Cat	Job Code	Job Title	EMP	MALE	FEMALE	WHITE	MIN
1A	1762	ACCOUNTANT I	7	2	5	1	6
1A	4555	ACCOUNTANT II	2	0	2	0	2
1A	4556	ACCOUNTANT III	1	0	1	0	1
1A	1730	ACCOUNTING TECHNICIAN I	1	0	1	0	1
1A	1741	ACCOUNTING TECHNICIAN II	9	1	8	2	7
1A	1740	ACCOUNTING TECHNICIAN III	9	2	7	0	9
1A	1759	COLLECTIONS REPRESENTATIVE II	2	0	2	0	2
1A	5284	SENIOR BUDGET ANALYST	4	1	3	0	4
Total (#)			35	6	29	3	32
Total (%)				17.1	82.9	8.6	91.4

(+) indicates this job title contains employees who are included from another facility.

California State University, Los Angeles
Job Group Analysis

Snapshot Date: 10/31/2023

Job Group: 10 - Student and Acad Affrs and Other Educ Srvcs Occ

EEO

Cat	Job Code	Job Title	Total				
			EMP	MALE	FEMALE	WHITE	MIN
1A	2866	ACCOMPANIST II	1	0	1	0	1
1A	5783	ASSOCIATE, ACADEMIC AND INSTITUTIONAL STUDIES II	3	2	1	0	3
1A	5787	ASSOCIATE, ACADEMIC AND INSTITUTIONAL STUDIES III	1	0	1	0	1
1A	1514	ATHLETIC EQUIPMENT ATTENDANT I	1	1	0	0	1
1A	2630	CREDENTIAL ANALYST II	1	0	1	0	1
1A	7000	EQUIPMENT MAINTENANCE ASSISTANT	2	2	0	0	2
1A	7004	EQUIPMENT TECHNICIAN I, SPECIALIZED EQUIPMENT	1	1	0	0	1
1A	7012	EQUIPMENT TECHNICIAN II, ELECTRO-MECHANICAL	2	2	0	0	2
1A	7013	EQUIPMENT TECHNICIAN II, ELECTRONIC	3	3	0	1	2
1A	7023	EQUIPMENT TECHNICIAN III, ELECTRONIC	3	2	1	1	2
1A	7021	EQUIPMENT TECHNICIAN III, MECHANICAL	1	1	0	1	0
1A	7024	EQUIPMENT TECHNICIAN III, SPECIALIZED EQUIPMENT	1	0	1	0	1
1A	2632	EVALUATOR I	11	4	7	2	9
1A	2633	EVALUATOR II	8	3	5	0	8
1A	2634	EVALUATOR TRAINEE	4	2	2	0	4
1A	5182	EXTENDED EDUCATION SPECIALIST II	3	0	3	0	3
1A	8145	HEALTH EDUCATION ASSISTANT	1	0	1	0	1
1A	1577	INSTRUCTIONAL SUPPORT ASST I	1	1	0	0	1
1A	1615	INSTRUCTIONAL SUPPORT TECHNICIAN I	3	3	0	1	2
1A	1617	INSTRUCTIONAL SUPPORT TECHNICIAN II	7	6	1	1	6
1A	1619	INSTRUCTIONAL SUPPORT TECHNICIAN III	7	3	4	0	7
1A	2887	LIBRARY SERVICES SPECIALIST II	1	1	0	0	1
1A	2888	LIBRARY SERVICES SPECIALIST III	8	3	5	2	6
1A	2635	STUDENT PERSONNEL TECHNICIAN, FINANCIAL AIDS	3	0	3	0	3
1A	3079	STUDENT SERVICES PROFESSIONAL I	7	2	5	0	7
1A	3082	STUDENT SERVICES PROFESSIONAL II	68	24	44	4	64

(+) indicates this job title contains employees who are included from another facility.

California State University, Los Angeles
Job Group Analysis

Snapshot Date: 10/31/2023

Job Group: 10 - Student and Acad Affrs and Other Educ Srvcs Occ

EEO

			Total				
Cat	Job Code	Job Title	EMP	MALE	FEMALE	WHITE	MIN
1A	3084	STUDENT SERVICES PROFESSIONAL III	36	12	24	0	36
1A	3070	STUDENT SERVICES PROFESSIONAL, ACADEMIC-RELATED I - 12	4	1	3	0	4
1A	3072	STUDENT SERVICES PROFESSIONAL, ACADEMIC-RELATED II - 12	1	0	1	0	1
Total (#)			193	79	114	13	180
Total (%)				40.9	59.1	6.7	93.3

(+) indicates this job title contains employees who are included from another facility.

California State University, Los Angeles
Job Group Analysis

Snapshot Date: 10/31/2023

Job Group: 12 - 102400 - Postsecondary Teachers

EEO

Cat	Job Code	Job Title	Total				
			EMP	MALE	FEMALE	WHITE	MIN
1A	8180	ATHLETIC TRAINER I 12 MO	1	1	0	0	1
1A	8185 - Athletics Department	ATHLETIC TRAINER II - 12 MONTH	2	1	1	0	2
1A	2384 - Athletics Department	COACHING ASSISTANT - ACADEMIC YEAR	9	6	3	3	6
1A	2379 - Athletics Department	COACHING SPECIALIST - 12 MONTH	2	2	0	0	2
1A	2373 - Athletics Department	HEAD COACH - 12 MONTH	6	5	1	3	3
Total (#)			20	15	5	6	14
Total (%)				75.0	25.0	30.0	70.0

(+) indicates this job title contains employees who are included from another facility.

California State University, Los Angeles
Job Group Analysis

Snapshot Date: 10/31/2023

Job Group: 12 - 200300 - Postsecondary Teachers

EEO

			Total				
Cat	Job Code	Job Title	EMP	MALE	FEMALE	WHITE	MIN
1A	2355 - Graduate Studies Office	GRADUATE ASSISTANT	3	2	1	1	2
			Total (#)	2	1	1	2
			Total (%)	66.7	33.3	33.3	66.7

(+) indicates this job title contains employees who are included from another facility.

California State University, Los Angeles
Job Group Analysis

Snapshot Date: 10/31/2023

Job Group: 12 - 201000 - Postsecondary Teachers

EEO

			Total				
Cat	Job Code	Job Title	EMP	MALE	FEMALE	WHITE	MIN
1A	2358 - Arts and Letters - Dean	LECTURER - ACADEMIC YEAR	2	1	1	1	1
Total (#)			2	1	1	1	1
Total (%)				50.0	50.0	50.0	50.0

(+) indicates this job title contains employees who are included from another facility.

California State University, Los Angeles
Job Group Analysis

Snapshot Date: 10/31/2023

Job Group: 12 - 201010 - Postsecondary Teachers

			Total				
EEO							
Cat	Job Code	Job Title	EMP	MALE	FEMALE	WHITE	MIN
1A	2355 - Art	GRADUATE ASSISTANT	3	1	2	0	3
1A	2361 - Art	INSTRUCTIONAL FACULTY - 12 MONTH	1	0	1	0	1
1A	2360 - Art	INSTRUCTIONAL FACULTY - ACADEMIC YEAR	15	9	6	9	6
1A	2358 - Art	LECTURER - ACADEMIC YEAR	42	18	24	23	19
1A	2354 - Art	TEACHING ASSOCIATE - ACADEMIC YEAR	2	2	0	0	2
			Total (#)	63	30	33	32
			Total (%)		47.6	52.4	50.8

(+) indicates this job title contains employees who are included from another facility.

California State University, Los Angeles
Job Group Analysis

Snapshot Date: 10/31/2023

Job Group: 12 - 201015 - Postsecondary Teachers

EEO

Cat	Job Code	Job Title	EMP	MALE	FEMALE	WHITE	MIN
1A	2481 - Communication Studies	DEPARTMENT CHAIR - 12 MONTH	1	1	0	1	0
1A	2355 - Child & Family Studies	GRADUATE ASSISTANT	3	0	3	0	3
1A	2355 - Communication Studies	GRADUATE ASSISTANT	1	0	1	0	1
1A	2355 - Theatre Arts and Dance	GRADUATE ASSISTANT	3	0	3	2	1
1A	2355- Anthropology	GRADUATE ASSISTANT	4	1	3	3	1
1A	2360 - Communication Studies	INSTRUCTIONAL FACULTY - ACADEMIC YEAR	11	6	5	5	6
1A	2358 - Communication Studies	LECTURER - ACADEMIC YEAR	21	10	11	5	16
1A	2354 - Communication Studies	TEACHING ASSOCIATE - ACADEMIC YEAR	8	3	5	2	6
Total (#)			52	21	31	18	34
Total (%)				40.4	59.6	34.6	65.4

(+) indicates this job title contains employees who are included from another facility.

California State University, Los Angeles
Job Group Analysis

Snapshot Date: 10/31/2023

Job Group: 12 - 201020 - Postsecondary Teachers

EEO

Cat	Job Code	Job Title	EMP	MALE	FEMALE	WHITE	MIN
1A	2481 - English	DEPARTMENT CHAIR - 12 MONTH	1	0	1	1	0
1A	2355 - English	GRADUATE ASSISTANT	2	1	1	0	2
1A	2361 - English	INSTRUCTIONAL FACULTY - 12 MONTH	1	0	1	0	1
1A	2360 - English	INSTRUCTIONAL FACULTY - ACADEMIC YEAR	13	8	5	7	6
1A	2358 - English	LECTURER - ACADEMIC YEAR	39	17	22	18	21
1A	2354 - English	TEACHING ASSOCIATE - ACADEMIC YEAR	7	3	4	2	5
Total (#)			63	29	34	28	35
Total (%)				46.0	54.0	44.4	55.6

(+) indicates this job title contains employees who are included from another facility.

California State University, Los Angeles
Job Group Analysis

Snapshot Date: 10/31/2023

Job Group: 12 - 201025 - Postsecondary Teachers

EEO

			Total				
Cat	Job Code	Job Title	EMP	MALE	FEMALE	WHITE	MIN
1A	2481 - Liberal Studies	DEPARTMENT CHAIR - 12 MONTH	1	1	0	1	0
1A	2355 - Liberal Studies	GRADUATE ASSISTANT	1	0	1	0	1
1A	2360 - Liberal Studies	INSTRUCTIONAL FACULTY - ACADEMIC YEAR	3	2	1	1	2
1A	2358 - Liberal Studies	LECTURER - ACADEMIC YEAR	7	3	4	4	3
			Total (#)	6	6	6	6
			Total (%)	50.0	50.0	50.0	50.0

(+) indicates this job title contains employees who are included from another facility.

California State University, Los Angeles
Job Group Analysis

Snapshot Date: 10/31/2023

Job Group: 12 - 201030 - Postsecondary Teachers

EEO

			Total				
Cat	Job Code	Job Title	EMP	MALE	FEMALE	WHITE	MIN
1A	2481 - Modern Languages & Literatures	DEPARTMENT CHAIR - 12 MONTH	1	1	0	0	1
1A	2360 - Modern Languages & Literatures	INSTRUCTIONAL FACULTY - ACADEMIC YEAR	9	4	5	3	6
1A	2358 - Modern Languages & Literatures	LECTURER - ACADEMIC YEAR	5	2	3	1	4
1A	2354 - Modern Languages & Literatures	TEACHING ASSOCIATE - ACADEMIC YEAR	1	0	1	0	1
			Total (#)	16	7	9	4
			Total (%)		43.8	56.3	25.0

(+) indicates this job title contains employees who are included from another facility.

California State University, Los Angeles
Job Group Analysis

Snapshot Date: 10/31/2023

Job Group: 12 - 201035 - Postsecondary Teachers

EEO

			Total				
Cat	Job Code	Job Title	EMP	MALE	FEMALE	WHITE	MIN
1A	2481 - Music	DEPARTMENT CHAIR - 12 MONTH	1	0	1	0	1
1A	2355 - Music	GRADUATE ASSISTANT	1	1	0	0	1
1A	2360 - Music	INSTRUCTIONAL FACULTY - ACADEMIC YEAR	14	11	3	9	5
1A	2358 - Music	LECTURER - ACADEMIC YEAR	23	14	9	17	6
			Total (#)	39	26	13	26
			Total (%)		66.7	33.3	66.7

(+) indicates this job title contains employees who are included from another facility.

California State University, Los Angeles
Job Group Analysis

Snapshot Date: 10/31/2023

Job Group: 12 - 201040 - Postsecondary Teachers

EEO

			Total				
Cat	Job Code	Job Title	EMP	MALE	FEMALE	WHITE	MIN
1A	2481 - Philosophy	DEPARTMENT CHAIR - 12 MONTH	1	1	0	1	0
1A	2355 - Philosophy	GRADUATE ASSISTANT	1	0	1	0	1
1A	2360 - Philosophy	INSTRUCTIONAL FACULTY - ACADEMIC YEAR	6	4	2	2	4
1A	2358 - Philosophy	LECTURER - ACADEMIC YEAR	7	6	1	7	0
1A	2354 - Philosophy	TEACHING ASSOCIATE - ACADEMIC YEAR	2	1	1	2	0
Total (#)			17	12	5	12	5
Total (%)				70.6	29.4	70.6	29.4

(+) indicates this job title contains employees who are included from another facility.

California State University, Los Angeles
Job Group Analysis

Snapshot Date: 10/31/2023

Job Group: 12 - 201045 - Postsecondary Teachers

EEO

			Total				
Cat	Job Code	Job Title	EMP	MALE	FEMALE	WHITE	MIN
1A	2481 - Theatre Arts and Dance	DEPARTMENT CHAIR - 12 MONTH	1	0	1	1	0
1A	2360 - Theatre Arts and Dance	INSTRUCTIONAL FACULTY - ACADEMIC YEAR	8	5	3	5	3
1A	2358 - Theatre Arts and Dance	LECTURER - ACADEMIC YEAR	9	0	9	5	4
1A	2354 - Theatre Arts and Dance	TEACHING ASSOCIATE - ACADEMIC YEAR	3	1	2	0	3
Total (#)			21	6	15	11	10
Total (%)				28.6	71.4	52.4	47.6

(+) indicates this job title contains employees who are included from another facility.

California State University, Los Angeles
Job Group Analysis

Snapshot Date: 10/31/2023

Job Group: 12 - 201055 - Postsecondary Teachers

EEO

Cat	Job Code	Job Title	EMP	MALE	FEMALE	WHITE	MIN
1A	2481 - TVFM	DEPARTMENT CHAIR - 12 MONTH	1	0	1	1	0
1A	2355 - TVFM	GRADUATE ASSISTANT	3	1	2	0	3
1A	2360 - TVFM	INSTRUCTIONAL FACULTY - ACADEMIC YEAR	11	3	8	6	5
1A	2358 - TVFM	LECTURER - ACADEMIC YEAR	22	14	8	8	14
1A	2354 - TVFM	TEACHING ASSOCIATE - ACADEMIC YEAR	3	3	0	3	0
Total (#)			40	21	19	18	22
Total (%)				52.5	47.5	45.0	55.0

(+) indicates this job title contains employees who are included from another facility.

California State University, Los Angeles
Job Group Analysis

Snapshot Date: 10/31/2023

Job Group: 12 - 201075 - Postsecondary Teachers

EEO

			Total				
Cat	Job Code	Job Title	EMP	MALE	FEMALE	WHITE	MIN
1A	2481 - Women Genders and Sexualities	DEPARTMENT CHAIR - 12 MONTH	1	0	1	0	1
1A	2360 - Women Genders and Sexualities	INSTRUCTIONAL FACULTY - ACADEMIC YEAR	3	1	2	0	3
1A	2358 - Women Genders and Sexualities	LECTURER - ACADEMIC YEAR	10	1	9	3	7
Total (#)			14	2	12	3	11
Total (%)				14.3	85.7	21.4	78.6

(+) indicates this job title contains employees who are included from another facility.

California State University, Los Angeles
Job Group Analysis

Snapshot Date: 10/31/2023

Job Group: 12 - 201200 - Postsecondary Teachers

EEO

Cat	Job Code	Job Title	EMP	MALE	FEMALE	WHITE	MIN
1A	2358 - Business and Economics - Dean	LECTURER - ACADEMIC YEAR	4	2	2	1	3
Total (#)			4	2	2	1	3
Total (%)				50.0	50.0	25.0	75.0

(+) indicates this job title contains employees who are included from another facility.

California State University, Los Angeles
Job Group Analysis

Snapshot Date: 10/31/2023

Job Group: 12 - 201205 - Postsecondary Teachers

EEO

			Total				
Cat	Job Code	Job Title	EMP	MALE	FEMALE	WHITE	MIN
1A	2481 - Accounting Department	DEPARTMENT CHAIR - 12 MONTH	1	1	0	0	1
1A	2360 - Accounting Department	INSTRUCTIONAL FACULTY - ACADEMIC YEAR	19	8	11	5	14
1A	2358 - Accounting Department	LECTURER - ACADEMIC YEAR	4	4	0	2	2
Total (#)			24	13	11	7	17
Total (%)				54.2	45.8	29.2	70.8

(+) indicates this job title contains employees who are included from another facility.

California State University, Los Angeles
Job Group Analysis

Snapshot Date: 10/31/2023

Job Group: 12 - 201210 - Postsecondary Teachers

EEO

			Total				
Cat	Job Code	Job Title	EMP	MALE	FEMALE	WHITE	MIN
1A	2481 - Information Systems	DEPARTMENT CHAIR - 12 MONTH	1	1	0	0	1
1A	2360 - Information Systems	INSTRUCTIONAL FACULTY - ACADEMIC YEAR	12	7	5	2	10
1A	2358 - Information Systems	LECTURER - ACADEMIC YEAR	19	14	5	7	12
			Total (#)	22	10	9	23
			Total (%)	68.8	31.3	28.1	71.9

(+) indicates this job title contains employees who are included from another facility.

California State University, Los Angeles
Job Group Analysis

Snapshot Date: 10/31/2023

Job Group: 12 - 201215 - Postsecondary Teachers

EEO

			Total				
Cat	Job Code	Job Title	EMP	MALE	FEMALE	WHITE	MIN
1A	2481 - Economics & Statistics	DEPARTMENT CHAIR - 12 MONTH	1	1	0	0	1
1A	2360 - Economics & Statistics	INSTRUCTIONAL FACULTY - ACADEMIC YEAR	7	4	3	1	6
1A	2358 - Economics & Statistics	LECTURER - ACADEMIC YEAR	11	5	6	4	7
Total (#)			19	10	9	5	14
Total (%)				52.6	47.4	26.3	73.7

(+) indicates this job title contains employees who are included from another facility.

California State University, Los Angeles
Job Group Analysis

Snapshot Date: 10/31/2023

Job Group: 12 - 201220 - Postsecondary Teachers

EEO

			Total				
Cat	Job Code	Job Title	EMP	MALE	FEMALE	WHITE	MIN
1A	2481 - Finance and Law	DEPARTMENT CHAIR - 12 MONTH	1	1	0	0	1
1A	2360 - Finance and Law	INSTRUCTIONAL FACULTY - ACADEMIC YEAR	10	7	3	3	7
1A	2358 - Finance and Law	LECTURER - ACADEMIC YEAR	8	7	1	2	6
Total (#)			19	15	4	5	14
Total (%)				78.9	21.1	26.3	73.7

(+) indicates this job title contains employees who are included from another facility.

California State University, Los Angeles
Job Group Analysis

Snapshot Date: 10/31/2023

Job Group: 12 - 201225 - Postsecondary Teachers

EEO

			Total				
Cat	Job Code	Job Title	EMP	MALE	FEMALE	WHITE	MIN
1A	2481 - Management	DEPARTMENT CHAIR - 12 MONTH	1	1	0	0	1
1A	2355 - Management	GRADUATE ASSISTANT	1	0	1	0	1
1A	2360 - Management	INSTRUCTIONAL FACULTY - ACADEMIC YEAR	24	11	13	10	14
1A	2358 - Management	LECTURER - ACADEMIC YEAR	41	25	16	18	23
			Total (#)	67	37	30	28
			Total (%)		55.2	44.8	41.8

(+) indicates this job title contains employees who are included from another facility.

California State University, Los Angeles
Job Group Analysis

Snapshot Date: 10/31/2023

Job Group: 12 - 201230 - Postsecondary Teachers

EEO

			Total				
Cat	Job Code	Job Title	EMP	MALE	FEMALE	WHITE	MIN
1A	2481 - Marketing	DEPT CHAIR 12 MO	1	1	0	1	0
1A	2360 - Marketing	INSTRUCTIONAL FACULTY - ACADEMIC YEAR	15	7	8	5	10
1A	2358 - Marketing	LECTURER - ACADEMIC YEAR	12	5	7	3	9
Total (#)			28	13	15	9	19
Total (%)				46.4	53.6	32.1	67.9

(+) indicates this job title contains employees who are included from another facility.

California State University, Los Angeles
Job Group Analysis

Snapshot Date: 10/31/2023

Job Group: 12 - 201400 - Postsecondary Teachers

EEO

			Total				
Cat	Job Code	Job Title	EMP	MALE	FEMALE	WHITE	MIN
1A	2358 - Charter College of Ed - Dean	LECTURER - ACADEMIC YEAR	1	0	1	1	0
			Total (#)	1	0	1	0
			Total (%)		0.0	100.0	0.0

(+) indicates this job title contains employees who are included from another facility.

California State University, Los Angeles
Job Group Analysis

Snapshot Date: 10/31/2023

Job Group: 12 - 201402 - Postsecondary Teachers

EEO

Cat	Job Code	Job Title	EMP	MALE	FEMALE	WHITE	MIN
1A	2360 - EdD in Educational Leadership	INSTRUCTIONAL FACULTY - ACADEMIC YEAR	2	0	2	1	1
1A	2358 - EdD in Educational Leadership	LECTURER - ACADEMIC YEAR	2	2	0	0	2
Total (#)			4	2	2	1	3
Total (%)				50.0	50.0	25.0	75.0

(+) indicates this job title contains employees who are included from another facility.

California State University, Los Angeles
Job Group Analysis

Snapshot Date: 10/31/2023

Job Group: 12 - 201410 - Postsecondary Teachers

EEO

			Total				
Cat	Job Code	Job Title	EMP	MALE	FEMALE	WHITE	MIN
1A	2481 - Curriculum & Instruction	DEPARTMENT CHAIR - 12 MONTH	1	0	1	1	0
1A	2355 - Curriculum & Instruction	GRADUATE ASSISTANT	2	1	1	1	1
1A	2360 - Curriculum & Instruction	INSTRUCTIONAL FACULTY - ACADEMIC YEAR	14	4	10	8	6
1A	2358 - Curriculum & Instruction	LECTURER - ACADEMIC YEAR	30	8	22	13	17
			Total (#)	47	13	34	23
			Total (%)		27.7	72.3	48.9

(+) indicates this job title contains employees who are included from another facility.

California State University, Los Angeles
Job Group Analysis

Snapshot Date: 10/31/2023

Job Group: 12 - 201415 - Postsecondary Teachers

EEO

			Total				
Cat	Job Code	Job Title	EMP	MALE	FEMALE	WHITE	MIN
1A	2481 - AASE	DEPARTMENT CHAIR - 12 MONTH	1	1	0	0	1
1A	2360 - AASE	INSTRUCTIONAL FACULTY - ACADEMIC YEAR	14	5	9	5	9
1A	2358 - AASE	LECTURER - ACADEMIC YEAR	33	18	15	7	26
Total (#)			48	24	24	12	36
Total (%)				50.0	50.0	25.0	75.0

(+) indicates this job title contains employees who are included from another facility.

California State University, Los Angeles
Job Group Analysis

Snapshot Date: 10/31/2023

Job Group: 12 - 201420 - Postsecondary Teachers

EEO

			Total				
Cat	Job Code	Job Title	EMP	MALE	FEMALE	WHITE	MIN
1A	2481 - Special Education & Counseling	DEPARTMENT CHAIR - 12 MONTH	1	0	1	0	1
1A	2355 - Special Education & Counseling	GRADUATE ASSISTANT	4	1	3	0	4
1A	2360 - Special Education & Counseling	INSTRUCTIONAL FACULTY - ACADEMIC YEAR	24	4	20	12	12
1A	2358 - Special Education & Counseling	LECTURER - ACADEMIC YEAR	44	10	34	16	28
Total (#)			73	15	58	28	45
Total (%)				20.5	79.5	38.4	61.6

(+) indicates this job title contains employees who are included from another facility.

California State University, Los Angeles
Job Group Analysis

Snapshot Date: 10/31/2023

Job Group: 12 - 201500 - Postsecondary Teachers

EEO

			Total				
Cat	Job Code	Job Title	EMP	MALE	FEMALE	WHITE	MIN
1A	2358 - Engr Comp Sci and Tech - Dean	LECTURER - ACADEMIC YEAR	7	6	1	5	2
			Total (#)	6	1	5	2
			Total (%)	85.7	14.3	71.4	28.6

(+) indicates this job title contains employees who are included from another facility.

California State University, Los Angeles
Job Group Analysis

Snapshot Date: 10/31/2023

Job Group: 12 - 201501 - Postsecondary Teachers

EEO

			Total				
Cat	Job Code	Job Title	EMP	MALE	FEMALE	WHITE	MIN
1A	2358 - ECST Student Services	LECTURER - ACADEMIC YEAR	3	2	1	3	0
Total (#)			3	2	1	3	0
Total (%)				66.7	33.3	100.0	0.0

(+) indicates this job title contains employees who are included from another facility.

California State University, Los Angeles
Job Group Analysis

Snapshot Date: 10/31/2023

Job Group: 12 - 201505 - Postsecondary Teachers

EEO

			Total				
Cat	Job Code	Job Title	EMP	MALE	FEMALE	WHITE	MIN
1A	2481 - Civil Engineering	DEPARTMENT CHAIR - 12 MONTH	1	1	0	0	1
1A	2360 - Civil Engineering	INSTRUCTIONAL FACULTY - ACADEMIC YEAR	8	5	3	4	4
1A	2358 - Civil Engineering	LECTURER - ACADEMIC YEAR	11	10	1	3	8
1A	2354 - Civil Engineering	TEACHING ASSOCIATE AY	2	1	1	0	2
Total (#)			22	17	5	7	15
Total (%)				77.3	22.7	31.8	68.2

(+) indicates this job title contains employees who are included from another facility.

California State University, Los Angeles
Job Group Analysis

Snapshot Date: 10/31/2023

Job Group: 12 - 201510 - Postsecondary Teachers

EEO

			Total				
Cat	Job Code	Job Title	EMP	MALE	FEMALE	WHITE	MIN
1A	2481 - Computer Science	DEPARTMENT CHAIR - 12 MONTH	1	0	1	0	1
1A	2355 - Computer Science	GRADUATE ASSISTANT	9	4	5	2	7
1A	2360 - Computer Science	INSTRUCTIONAL FACULTY - ACADEMIC YEAR	13	9	4	4	9
1A	2358 - Computer Science	LECTURER - ACADEMIC YEAR	16	13	3	6	10
1A	2354 - Computer Science	TEACHING ASSOCIATE - ACADEMIC YEAR	15	13	2	2	13
Total (#)			54	39	15	14	40
Total (%)				72.2	27.8	25.9	74.1

(+) indicates this job title contains employees who are included from another facility.

California State University, Los Angeles
Job Group Analysis

Snapshot Date: 10/31/2023

Job Group: 12 - 201515 - Postsecondary Teachers

EEO

			Total				
Cat	Job Code	Job Title	EMP	MALE	FEMALE	WHITE	MIN
1A	2481 - Electrical & Computer Engr	DEPARTMENT CHAIR - 12 MONTH	1	1	0	0	1
1A	2360 - Electrical & Computer Engr	INSTRUCTIONAL FACULTY - ACADEMIC YEAR	6	4	2	4	2
1A	2358 - Electrical & Computer Engr	LECTURER - ACADEMIC YEAR	5	4	1	3	2
1A	2354 - Electrical & Computer Engr	TEACHING ASSOCIATE AY	4	4	0	0	4
			Total (#)	16	13	3	9
			Total (%)		81.3	18.8	56.3

(+) indicates this job title contains employees who are included from another facility.

California State University, Los Angeles
Job Group Analysis

Snapshot Date: 10/31/2023

Job Group: 12 - 201520 - Postsecondary Teachers

EEO

			Total				
Cat	Job Code	Job Title	EMP	MALE	FEMALE	WHITE	MIN
1A	2481 - Mechanical Engineer	DEPARTMENT CHAIR - 12 MONTH	1	1	0	1	0
1A	2360 - Mechanical Engineer	INSTRUCTIONAL FACULTY - ACADEMIC YEAR	13	10	3	7	6
1A	2358 - Mechanical Engineer	LECTURER - ACADEMIC YEAR	13	12	1	7	6
Total (#)			27	23	4	15	12
Total (%)				85.2	14.8	55.6	44.4

(+) indicates this job title contains employees who are included from another facility.

California State University, Los Angeles
Job Group Analysis

Snapshot Date: 10/31/2023

Job Group: 12 - 201525 - Postsecondary Teachers

EEO

			Total				
Cat	Job Code	Job Title	EMP	MALE	FEMALE	WHITE	MIN
1A	2360 - Technology	INSTRUCTIONAL FACULTY - ACADEMIC YEAR	11	7	4	3	8
1A	2358 - Technology	LECTURER - ACADEMIC YEAR	9	8	1	2	7
Total (#)			20	15	5	5	15
Total (%)				75.0	25.0	25.0	75.0

(+) indicates this job title contains employees who are included from another facility.

California State University, Los Angeles
Job Group Analysis

Snapshot Date: 10/31/2023

Job Group: 12 - 201605 - Postsecondary Teachers

EEO

			Total				
Cat	Job Code	Job Title	EMP	MALE	FEMALE	WHITE	MIN
1A	2481 - Child & Family Studies	DEPARTMENT CHAIR - 12 MONTH	1	0	1	1	0
1A	2360 - Child & Family Studies	INSTRUCTIONAL FACULTY - ACADEMIC YEAR	11	2	9	4	7
1A	2358 - Child & Family Studies	LECTURER - ACADEMIC YEAR	39	6	33	12	27
			Total (#)	8	43	17	34
			Total (%)	15.7	84.3	33.3	66.7

(+) indicates this job title contains employees who are included from another facility.

California State University, Los Angeles
Job Group Analysis

Snapshot Date: 10/31/2023

Job Group: 12 - 201610 - Postsecondary Teachers

EEO

			Total				
Cat	Job Code	Job Title	EMP	MALE	FEMALE	WHITE	MIN
1A	2481 - Communication Disorders	DEPARTMENT CHAIR - 12 MONTH	1	0	1	1	0
1A	2360 - Communication Disorders	INSTRUCTIONAL FACULTY - ACADEMIC YEAR	10	4	6	6	4
1A	2358 - Communication Disorders	LECTURER - ACADEMIC YEAR	22	5	17	9	13
Total (#)			33	9	24	16	17
Total (%)				27.3	72.7	48.5	51.5

(+) indicates this job title contains employees who are included from another facility.

California State University, Los Angeles
Job Group Analysis

Snapshot Date: 10/31/2023

Job Group: 12 - 201611 - Postsecondary Teachers

EEO

			Total				
Cat	Job Code	Job Title	EMP	MALE	FEMALE	WHITE	MIN
1A	2358 - Audiology Doctorate Program	LECTURER - ACADEMIC YEAR	2	0	2	2	0
			Total (#)	2	0	2	0
			Total (%)	0.0	100.0	100.0	0.0

(+) indicates this job title contains employees who are included from another facility.

California State University, Los Angeles
Job Group Analysis

Snapshot Date: 10/31/2023

Job Group: 12 - 201615 - Postsecondary Teachers

EEO

Cat	Job Code	Job Title	EMP	MALE	FEMALE	WHITE	MIN
1A	2481 - Criminal Justice	DEPARTMENT CHAIR - 12 MONTH	1	0	1	1	0
1A	2355 - Criminal Justice	GRADUATE ASSISTANT	4	0	4	1	3
1A	2361 - Criminal Justice	INSTRUCTIONAL FACULTY - 12 MONTH	1	0	1	1	0
1A	2360 - Criminal Justice	INSTRUCTIONAL FACULTY - ACADEMIC YEAR	13	5	8	5	8
1A	2358 - Criminal Justice	LECTURER - ACADEMIC YEAR	19	9	10	10	9
1A	2354 - Criminal Justice	TEACHING ASSOCIATE AY	3	1	2	1	2
Total (#)			41	15	26	19	22
Total (%)				36.6	63.4	46.3	53.7

(+) indicates this job title contains employees who are included from another facility.

California State University, Los Angeles
Job Group Analysis

Snapshot Date: 10/31/2023

Job Group: 12 - 201620 - Postsecondary Teachers

EEO

			Total				
Cat	Job Code	Job Title	EMP	MALE	FEMALE	WHITE	MIN
1A	2481 - Public Health	DEPARTMENT CHAIR - 12 MONTH	1	1	0	1	0
1A	2355 - Public Health	GRADUATE ASSISTANT	1	0	1	0	1
1A	2360 - Public Health	INSTRUCTIONAL FACULTY - ACADEMIC YEAR	7	2	5	4	3
1A	2358 - Public Health	LECTURER - ACADEMIC YEAR	13	3	10	4	9
			Total (#)	6	16	9	13
			Total (%)	27.3	72.7	40.9	59.1

(+) indicates this job title contains employees who are included from another facility.

California State University, Los Angeles
Job Group Analysis

Snapshot Date: 10/31/2023

Job Group: 12 - 201625 - Postsecondary Teachers

EEO

Cat	Job Code	Job Title	Total				
			EMP	MALE	FEMALE	WHITE	MIN
1A	2481 - Kinesiology & Nutritnl Science	DEPARTMENT CHAIR - 12 MONTH	1	0	1	0	1
1A	2355- Kinesiology & Nutritnl Science	GRADUATE ASSISTANT	1	1	0	0	1
1A	2360 - Kinesiology & Nutritnl Science	INSTRUCTIONAL FACULTY - ACADEMIC YEAR	12	6	6	8	4
1A	2358 - Kinesiology & Nutritnl Science	LECTURER - ACADEMIC YEAR	60	24	36	9	51
1A	2354 - Kinesiology & Nutritnl Science	TEACHING ASSOCIATE - ACADEMIC YEAR	4	3	1	0	4
Total (#)			78	34	44	17	61
Total (%)				43.6	56.4	21.8	78.2

(+) indicates this job title contains employees who are included from another facility.

California State University, Los Angeles
Job Group Analysis

Snapshot Date: 10/31/2023

Job Group: 12 - 201630 - Postsecondary Teachers

EEO

Cat	Job Code	Job Title	EMP	MALE	FEMALE	WHITE	MIN
1A	2481 - Nursing	DEPARTMENT CHAIR - 12 MONTH	1	0	1	0	1
1A	2360 - Nursing	INSTRUCTIONAL FACULTY - ACADEMIC YEAR	14	3	11	7	7
1A	2358 - Nursing	LECTURER - ACADEMIC YEAR	33	7	26	11	22
Total (#)			48	10	38	18	30
Total (%)				20.8	79.2	37.5	62.5

(+) indicates this job title contains employees who are included from another facility.

California State University, Los Angeles
Job Group Analysis

Snapshot Date: 10/31/2023

Job Group: 12 - 201635 - Postsecondary Teachers

EEO

Cat	Job Code	Job Title	EMP	MALE	FEMALE	WHITE	MIN
1A	2481 - Social Work	DEPARTMENT CHAIR - 12 MONTH	1	0	1	0	1
1A	2360 - Social Work	INSTRUCTIONAL FACULTY - ACADEMIC YEAR	11	2	9	2	9
1A	2359 - Social Work	LECTURER - 12 MONTH	1	0	1	0	1
1A	2358 - Social Work	LECTURER - ACADEMIC YEAR	44	16	28	10	34
Total (#)			57	18	39	12	45
Total (%)				31.6	68.4	21.1	78.9

(+) indicates this job title contains employees who are included from another facility.

California State University, Los Angeles
Job Group Analysis

Snapshot Date: 10/31/2023

Job Group: 12 - 201640 - Postsecondary Teachers

EEO

			Total				
Cat	Job Code	Job Title	EMP	MALE	FEMALE	WHITE	MIN
1A	2358 - HHS Advisement & Outreach Ctr	LECTURER - ACADEMIC YEAR	8	5	3	2	6
			Total (#)	5	3	2	6
			Total (%)	62.5	37.5	25.0	75.0

(+) indicates this job title contains employees who are included from another facility.

California State University, Los Angeles
Job Group Analysis

Snapshot Date: 10/31/2023

Job Group: 12 - 201650 - Postsecondary Teachers

EEO

			Total				
Cat	Job Code	Job Title	EMP	MALE	FEMALE	WHITE	MIN
1A	2481 - Applied Gerontology Institute	DEPARTMENT CHAIR - 12 MONTH	1	0	1	0	1
			Total (#)	1	0	1	0
			Total (%)	0.0	100.0	0.0	100.0

(+) indicates this job title contains employees who are included from another facility.

California State University, Los Angeles
Job Group Analysis

Snapshot Date: 10/31/2023

Job Group: 12 - 201665 - Postsecondary Teachers

EEO

			Total				
Cat	Job Code	Job Title	EMP	MALE	FEMALE	WHITE	MIN
1A	2481 - Nutrition and Food Science	DEPARTMENT CHAIR - 12 MONTH	1	0	1	1	0
1A	2360 - Nutrition and Food Science	INSTRUCTIONAL FACULTY - ACADEMIC YEAR	4	1	3	2	2
1A	2358 - Nutrition and Food Science	LECTURER - ACADEMIC YEAR	15	1	14	7	8
Total (#)			20	2	18	10	10
Total (%)				10.0	90.0	50.0	50.0

(+) indicates this job title contains employees who are included from another facility.

California State University, Los Angeles
Job Group Analysis

Snapshot Date: 10/31/2023

Job Group: 12 - 201700 - Postsecondary Teachers

EEO

			Total				
Cat	Job Code	Job Title	EMP	MALE	FEMALE	WHITE	MIN
1A	2481 - Natural & Social Sciences-Dean	DEPARTMENT CHAIR - 12 MONTH	1	0	1	1	0
1A	2355 - Natural & Social Sciences-Dean	GRADUATE ASSISTANT	1	1	0	0	1
1A	2360 - Natural & Social Sciences-Dean	INSTR FAC AY	12	6	6	8	4
1A	2358 - Natural & Social Sciences-Dean	LECTURER - ACADEMIC YEAR	11	5	6	2	9
Total (#)			25	12	13	11	14
Total (%)				48.0	52.0	44.0	56.0

(+) indicates this job title contains employees who are included from another facility.

California State University, Los Angeles
Job Group Analysis

Snapshot Date: 10/31/2023

Job Group: 12 - 201705 - Postsecondary Teachers

EEO

			Total				
Cat	Job Code	Job Title	EMP	MALE	FEMALE	WHITE	MIN
1A	2481 - Anthropology	DEPARTMENT CHAIR - 12 MONTH	1	1	0	1	0
1A	2360 - Anthropology	INSTRUCTIONAL FACULTY - ACADEMIC YEAR	5	0	5	4	1
1A	2358 - Anthropology	LECTURER - ACADEMIC YEAR	7	2	5	4	3
1A	2354 - Anthropology	TEACHING ASSOCIATE - ACADEMIC YEAR	3	1	2	3	0
Total (#)			16	4	12	12	4
Total (%)				25.0	75.0	75.0	25.0

(+) indicates this job title contains employees who are included from another facility.

California State University, Los Angeles
Job Group Analysis

Snapshot Date: 10/31/2023

Job Group: 12 - 201707 - Postsecondary Teachers

EEO

			Total				
Cat	Job Code	Job Title	EMP	MALE	FEMALE	WHITE	MIN
1A	2360 - Asian American Studies	INSTRUCTIONAL FACULTY - ACADEMIC YEAR	5	2	3	0	5
1A	2358 - Asian American Studies	LECTURER - ACADEMIC YEAR	2	1	1	0	2
Total (#)			7	3	4	0	7
Total (%)				42.9	57.1	0.0	100.0

(+) indicates this job title contains employees who are included from another facility.

California State University, Los Angeles
Job Group Analysis

Snapshot Date: 10/31/2023

Job Group: 12 - 201710 - Postsecondary Teachers

EEO

EEO Cat	Job Code	Job Title	Total				
			EMP	MALE	FEMALE	WHITE	MIN
1A	2481 - Biology and Microbiology	DEPARTMENT CHAIR - 12 MONTH	1	0	1	1	0
1A	2355 - Biology and Microbiology	GRADUATE ASSISTANT	6	3	3	0	6
1A	2360 - Biology and Microbiology	INSTRUCTIONAL FACULTY - ACADEMIC YEAR	17	8	9	9	8
1A	2358 - Biology and Microbiology	LECTURER - ACADEMIC YEAR	23	10	13	10	13
1A	2354 - Biology and Microbiology	TEACHING ASSOCIATE AY	3	0	3	1	2
Total (#)			50	21	29	21	29
Total (%)				42.0	58.0	42.0	58.0

(+) indicates this job title contains employees who are included from another facility.

California State University, Los Angeles
Job Group Analysis

Snapshot Date: 10/31/2023

Job Group: 12 - 201715 - Postsecondary Teachers

EEO

Cat	Job Code	Job Title	EMP	MALE	FEMALE	WHITE	MIN
1A	2481 - Chemistry & Biochemistry	DEPARTMENT CHAIR - 12 MONTH	1	0	1	0	1
1A	2355 - Chemistry & Biochemistry	GRADUATE ASSISTANT	9	5	4	0	9
1A	2360 - Chemistry & Biochemistry	INSTRUCTIONAL FACULTY - ACADEMIC YEAR	11	6	5	3	8
1A	2358 - Chemistry & Biochemistry	LECTURER - ACADEMIC YEAR	23	17	6	9	14
Total (#)			44	28	16	12	32
Total (%)				63.6	36.4	27.3	72.7

(+) indicates this job title contains employees who are included from another facility.

California State University, Los Angeles
Job Group Analysis

Snapshot Date: 10/31/2023

Job Group: 12 - 201720 - Postsecondary Teachers

EEO

			Total				
Cat	Job Code	Job Title	EMP	MALE	FEMALE	WHITE	MIN
1A	2481 - Chicano Studies	DEPARTMENT CHAIR - 12 MONTH	1	0	1	0	1
1A	2360 - Chicano Studies	INSTRUCTIONAL FACULTY - ACADEMIC YEAR	6	2	4	0	6
1A	2358 - Chicano Studies	LECTURER - ACADEMIC YEAR	32	11	21	1	31
Total (#)			39	13	26	1	38
Total (%)				33.3	66.7	2.6	97.4

(+) indicates this job title contains employees who are included from another facility.

California State University, Los Angeles
Job Group Analysis

Snapshot Date: 10/31/2023

Job Group: 12 - 201730 - Postsecondary Teachers

EEO

			Total				
Cat	Job Code	Job Title	EMP	MALE	FEMALE	WHITE	MIN
1A	2481 - Geological Sciences	DEPARTMENT CHAIR - 12 MONTH	1	1	0	0	1
1A	2355- Geological Sciences	GRADUATE ASSISTANT	2	1	1	0	2
1A	2360 - Geological Sciences	INSTRUCTIONAL FACULTY - ACADEMIC YEAR	7	4	3	4	3
1A	2358 - Geological Sciences	LECTURER - ACADEMIC YEAR	12	3	9	6	6
1A	2354 - Geological Sciences	TEACHING ASSOCIATE - ACADEMIC YEAR	1	0	1	0	1
Total (#)			23	9	14	10	13
Total (%)				39.1	60.9	43.5	56.5

(+) indicates this job title contains employees who are included from another facility.

California State University, Los Angeles
Job Group Analysis

Snapshot Date: 10/31/2023

Job Group: 12 - 201735 - Postsecondary Teachers

EEO

			Total				
Cat	Job Code	Job Title	EMP	MALE	FEMALE	WHITE	MIN
1A	2481 - History	DEPARTMENT CHAIR - 12 MONTH	1	1	0	1	0
1A	2355 - History	GRADUATE ASSISTANT	3	1	2	1	2
1A	2360 - History	INSTRUCTIONAL FACULTY - ACADEMIC YEAR	10	4	6	6	4
1A	2358 - History	LECTURER - ACADEMIC YEAR	13	8	5	7	6
			Total (#)	14	13	15	12
			Total (%)	51.9	48.1	55.6	44.4

(+) indicates this job title contains employees who are included from another facility.

California State University, Los Angeles
Job Group Analysis

Snapshot Date: 10/31/2023

Job Group: 12 - 201740 - Postsecondary Teachers

EEO

			Total				
Cat	Job Code	Job Title	EMP	MALE	FEMALE	WHITE	MIN
1A	2481 - Latin American Studies	DEPARTMENT CHAIR - 12 MONTH	1	0	1	1	0
1A	2360 - Latin American Studies	INSTRUCTIONAL FACULTY - ACADEMIC YEAR	3	1	2	0	3
1A	2358 - Latin American Studies	LECTURER - ACADEMIC YEAR	5	1	4	0	5
Total (#)			9	2	7	1	8
Total (%)				22.2	77.8	11.1	88.9

(+) indicates this job title contains employees who are included from another facility.

California State University, Los Angeles
Job Group Analysis

Snapshot Date: 10/31/2023

Job Group: 12 - 201745 - Postsecondary Teachers

EEO

			Total				
Cat	Job Code	Job Title	EMP	MALE	FEMALE	WHITE	MIN
1A	2481 - Mathematics	DEPARTMENT CHAIR - 12 MONTH	1	0	1	0	1
1A	2360 - Mathematics	INSTRUCTIONAL FACULTY - ACADEMIC YEAR	13	11	2	8	5
1A	2358 - Mathematics	LECTURER - ACADEMIC YEAR	43	20	23	14	29
1A	2354 - Mathematics	TEACHING ASSOCIATE - ACADEMIC YEAR	7	3	4	3	4
Total (#)			64	34	30	25	39
Total (%)				53.1	46.9	39.1	60.9

(+) indicates this job title contains employees who are included from another facility.

California State University, Los Angeles
Job Group Analysis

Snapshot Date: 10/31/2023

Job Group: 12 - 201750 - Postsecondary Teachers

EEO

			Total				
Cat	Job Code	Job Title	EMP	MALE	FEMALE	WHITE	MIN
1A	2481 - Pan African Studies	DEPARTMENT CHAIR - 12 MONTH	1	1	0	0	1
1A	2360 - Pan African Studies	INSTRUCTIONAL FACULTY - ACADEMIC YEAR	7	4	3	0	7
1A	2358 - Pan African Studies	LECTURER - ACADEMIC YEAR	7	4	3	0	7
Total (#)			15	9	6	0	15
Total (%)				60.0	40.0	0.0	100.0

(+) indicates this job title contains employees who are included from another facility.

California State University, Los Angeles
Job Group Analysis

Snapshot Date: 10/31/2023

Job Group: 12 - 201755 - Postsecondary Teachers

EEO

			Total				
Cat	Job Code	Job Title	EMP	MALE	FEMALE	WHITE	MIN
1A	2481 - Physics and Astronomy	DEPARTMENT CHAIR - 12 MONTH	1	1	0	1	0
1A	2355 - Physics and Astronomy	GRADUATE ASSISTANT	6	3	3	4	2
1A	2360 - Physics and Astronomy	INSTRUCTIONAL FACULTY - ACADEMIC YEAR	5	2	3	3	2
1A	2358 - Physics and Astronomy	LECTURER - ACADEMIC YEAR	15	11	4	9	6
1A	2354 - Physics and Astronomy	TEACHING ASSOCIATE - ACADEMIC YEAR	3	1	2	2	1
Total (#)			30	18	12	19	11
Total (%)				60.0	40.0	63.3	36.7

(+) indicates this job title contains employees who are included from another facility.

California State University, Los Angeles
Job Group Analysis

Snapshot Date: 10/31/2023

Job Group: 12 - 201760 - Postsecondary Teachers

EEO

			Total				
Cat	Job Code	Job Title	EMP	MALE	FEMALE	WHITE	MIN
1A	2481 - Political Science	DEPARTMENT CHAIR - 12 MONTH	1	1	0	1	0
1A	2355 - Political Science	GRADUATE ASSISTANT	3	3	0	1	2
1A	2360 - Political Science	INSTRUCTIONAL FACULTY - ACADEMIC YEAR	10	6	4	4	6
1A	2358 - Political Science	LECTURER - ACADEMIC YEAR	10	6	4	5	5
Total (#)			24	16	8	11	13
Total (%)				66.7	33.3	45.8	54.2

(+) indicates this job title contains employees who are included from another facility.

California State University, Los Angeles
Job Group Analysis

Snapshot Date: 10/31/2023

Job Group: 12 - 201765 - Postsecondary Teachers

EEO

			Total				
Cat	Job Code	Job Title	EMP	MALE	FEMALE	WHITE	MIN
1A	2481 - Psychology	DEPARTMENT CHAIR - 12 MONTH	1	0	1	1	0
1A	2355 - Psychology	GRADUATE ASSISTANT	13	3	10	3	10
1A	2360 - Psychology	INSTRUCTIONAL FACULTY - ACADEMIC YEAR	13	7	6	8	5
1A	2358 - Psychology	LECTURER - ACADEMIC YEAR	26	12	14	11	15
Total (#)			53	22	31	23	30
Total (%)				41.5	58.5	43.4	56.6

(+) indicates this job title contains employees who are included from another facility.

California State University, Los Angeles
Job Group Analysis

Snapshot Date: 10/31/2023

Job Group: 12 - 201770 - Postsecondary Teachers

EEO

			Total				
Cat	Job Code	Job Title	EMP	MALE	FEMALE	WHITE	MIN
1A	2481 - Sociology	DEPARTMENT CHAIR - 12 MONTH	1	0	1	1	0
1A	2355 - Sociology	GRADUATE ASSISTANT	3	0	3	0	3
1A	2360 - Sociology	INSTRUCTIONAL FACULTY - ACADEMIC YEAR	17	6	11	6	11
1A	2358 - Sociology	LECTURER - ACADEMIC YEAR	12	6	6	7	5
Total (#)			33	12	21	14	19
Total (%)				36.4	63.6	42.4	57.6

(+) indicates this job title contains employees who are included from another facility.

California State University, Los Angeles
Job Group Analysis

Snapshot Date: 10/31/2023

Job Group: 12 - 201900 - Postsecondary Teachers

EEO

			Total				
Cat	Job Code	Job Title	EMP	MALE	FEMALE	WHITE	MIN
1A	2358 - College of Ethnic Studies	LECTURER - ACADEMIC YEAR	1	1	0	0	1
			Total (#)	1	0	0	1
			Total (%)	100.0	0.0	0.0	100.0

(+) indicates this job title contains employees who are included from another facility.

California State University, Los Angeles
Job Group Analysis

Snapshot Date: 10/31/2023

Job Group: 14 - Service Occupations

			Total				
EEO Cat	Job Code	Job Title	EMP	MALE	FEMALE	WHITE	MIN
1A	8365	CORPORAL	4	4	0	0	4
1A	2010	CUSTODIAN	52	23	29	0	52
1A	6223	LABORER	2	2	0	0	2
1A	2015	LEAD CUSTODIAN	9	4	5	0	9
1A	6642	LOCKSMITH	1	1	0	1	0
1A	8810	PARKING OFFICER -12 MONTH	5	4	1	0	5
1A	8800	POLICE DISPATCHER -12 MONTH	3	1	2	0	3
1A	8350	POLICE OFFICER	6	5	1	1	5
1A	1481	REPROGRAPHICS SPECIALIST II	3	3	0	1	2
1A	1482	REPROGRAPHICS SPECIALIST III	1	1	0	0	1
1A	1483	REPROGRAPHICS SPECIALIST IV	1	1	0	0	1
1A	8354	SERGEANT	4	3	1	1	3
1A	1508	WAREHOUSE WORKER	6	5	1	0	6
Total (#)			97	57	40	4	93
Total (%)				58.8	41.2	4.1	95.9

(+) indicates this job title contains employees who are included from another facility.

California State University, Los Angeles
Job Group Analysis

Snapshot Date: 10/31/2023

Job Group: 2 - Community Serv, Legal, Arts, and Media Occ

EEO			Total				
Cat	Job Code	Job Title	EMP	MALE	FEMALE	WHITE	MIN
1A	850	BROADCAST ENGINEER -12 MONTH	1	1	0	1	0
1A	8820	COMMUNITY SERVICE SPECIALIST -12 MONTH	8	8	0	0	8
1A	830	DESKTOP PUBLISHING/GRAPHIC SPECIALIST -12 MONTH	1	1	0	0	1
1A	820	GRAPHIC DESIGNER -12 MONTH	3	1	2	0	3
1A	810	MEDIA PRODUCTION SPECIALIST -12 MONTH	1	0	1	0	1
1A	840	PERFORMING ARTS TECHNICIAN -12 MONTH	2	2	0	2	0
1A	800	PUBLIC AFFAIRS/COMMUNICATION SPECIALIST -12 MONTH	11	4	7	4	7
Total (#)			27	17	10	7	20
Total (%)				63.0	37.0	25.9	74.1

(+) indicates this job title contains employees who are included from another facility.

California State University, Los Angeles
Job Group Analysis

Snapshot Date: 10/31/2023

Job Group: 3 - Computer, Engineering, and Science Occupations

EEO

Cat	Job Code	Job Title	Total				
			EMP	MALE	FEMALE	WHITE	MIN
1A	400	ANALYST/PROGRAMMER -12	12	7	5	4	8
1A	440	EQUIPMENT SYSTEMS SPECIALIST -12	3	3	0	0	3
1A	420	INFORMATION TECHNOLOGY CONSULTANT -12	52	41	11	7	45
1A	430	NETWORK ANALYST -12	3	2	1	0	3
1A	410	OPERATING SYSTEMS ANALYST -12	10	9	1	0	10
1A	5681	RESEARCH TECHNICIAN II	1	1	0	0	1
1A	5680	RESEARCH TECHNICIAN III	1	1	0	0	1
Total (#)			82	64	18	11	71
Total (%)				78.0	22.0	13.4	86.6

(+) indicates this job title contains employees who are included from another facility.

California State University, Los Angeles
Job Group Analysis

Snapshot Date: 10/31/2023

Job Group: 4 - Graduate Assistants

EEO

			Total				
Cat	Job Code	Job Title	EMP	MALE	FEMALE	WHITE	MIN
1A	2325	GRADUATE ASSISTANT MONTHLY	15	6	9	0	15
			Total (#)	6	9	0	15
			Total (%)	40.0	60.0	0.0	100.0

(+) indicates this job title contains employees who are included from another facility.

California State University, Los Angeles
Job Group Analysis

Snapshot Date: 10/31/2023

Job Group: 5 - Healthcare Practitioners and Technical Occupations

			Total				
EEO Cat	Job Code	Job Title	EMP	MALE	FEMALE	WHITE	MIN
1A	8147	HEALTH EDUCATOR	1	0	1	0	1
1A	8134	LICENSED VOCATIONAL NURSE I	1	0	1	0	1
1A	8148	MEDICAL ASSISTANT	6	0	6	1	5
1A	8166	NURSE PRACTITIONER	3	0	3	0	3
1A	7992	PHARMACIST I	1	0	1	0	1
1A	7993	PHARMACIST II	1	1	0	0	1
1A	7922	PHLEBOTOMIST/CLINICAL LABORATORY ASSISTANT	1	0	1	0	1
1A	7737	PHYSICIAN - PRIMARY CARE	1	1	0	0	1
1A	7996	RADIOLOGIC TECHNOLOGIST II	1	1	0	0	1
1A	8154	REGISTERED NURSE II	2	0	2	0	2
1A	8157	REGISTERED NURSE III	1	1	0	0	1
Total (#)			19	4	15	1	18
Total (%)				21.1	78.9	5.3	94.7

(+) indicates this job title contains employees who are included from another facility.

California State University, Los Angeles
Job Group Analysis

Snapshot Date: 10/31/2023

Job Group: 6 - Librarians, Curators, and Archivists

EEO

			Total				
Cat	Job Code	Job Title	EMP	MALE	FEMALE	WHITE	MIN
1A	2919	LIBRARIAN - 10 MONTH	1	0	1	1	0
1A	2920	LIBRARIAN - 12 MONTH	14	2	12	5	9
Total (#)			15	2	13	6	9
Total (%)				13.3	86.7	40.0	60.0

(+) indicates this job title contains employees who are included from another facility.

California State University, Los Angeles
Job Group Analysis

Snapshot Date: 10/31/2023

Job Group: 7 - Management Occupations

EEO			Total				
Cat	Job Code	Job Title	EMP	MALE	FEMALE	WHITE	MIN
1A	3318	ADMINISTRATOR I	28	19	9	3	25
1A	3312	ADMINISTRATOR II	96	33	63	16	80
1A	3306	ADMINISTRATOR III	43	22	21	14	29
1A	3300	ADMINISTRATOR IV	21	11	10	8	13
1A	2977	PRESIDENT	1	1	0	0	1
Total (#)			189	86	103	41	148
Total (%)				45.5	54.5	21.7	78.3

(+) indicates this job title contains employees who are included from another facility.

California State University, Los Angeles
Job Group Analysis

Snapshot Date: 10/31/2023

Job Group: 8 - Natural Rsrces, Constructn, and Maintenance Occ

			Total				
EEO Cat	Job Code	Job Title	EMP	MALE	FEMALE	WHITE	MIN
1A	6699	AIR CONDITIONING/REFRIGERATION MECHANIC	4	4	0	0	4
1A	6270	AUTOMOTIVE/EQUIPMENT MECHANIC	2	2	0	0	2
1A	6702	BUILDING SERVICE ENGINEER	2	2	0	0	2
1A	6476	CARPENTER	3	3	0	2	1
1A	6533	ELECTRICIAN	3	3	0	1	2
1A	6940	FACILITIES MAINTENANCE MECHANIC	10	10	0	1	9
1A	6265	FACILITIES PROJECT SUPERVISOR	1	1	0	0	1
1A	6251	FACILITIES WORKER II	2	2	0	0	2
1A	731	GROUNDWORKER	9	9	0	1	8
1A	735	IRRIGATION SPECIALIST	1	1	0	0	1
1A	726	LEAD GROUNDWORKER	3	3	0	0	3
1A	6525	LEAD PAINTER	1	1	0	0	1
1A	6548	LEAD PLUMBER	1	1	0	0	1
1A	6526	PAINTER	3	3	0	0	3
1A	6549	PLUMBER	2	2	0	0	2
1A	6700	SUPERVISING BUILDING SERVICE ENGINEER	1	1	0	1	0
1A	6474	SUPERVISING CARPENTER	1	1	0	0	1
1A	6534	SUPERVISING ELECTRICIAN	1	1	0	0	1
1A	6644	SUPERVISING LOCKSMITH	1	1	0	1	0
1A	6524	SUPERVISING PAINTER	1	1	0	0	1
1A	6547	SUPERVISING PLUMBER	1	1	0	0	1
Total (#)			53	53	0	7	46
Total (%)				100.0	0.0	13.2	86.8

(+) indicates this job title contains employees who are included from another facility.

California State University, Los Angeles
Job Group Analysis

Snapshot Date: 10/31/2023

Job Group: 9 - Office and Administrative Support Occupations

			Total				
EEO Cat	Job Code	Job Title	EMP	MALE	FEMALE	WHITE	MIN
1A	1036	ADMINISTRATIVE ANALYST/SPECIALIST -10/12	1	0	1	0	1
1A	1038	ADMINISTRATIVE ANALYST/SPECIALIST -12 MONTH	93	20	73	10	83
1A	1032	ADMINISTRATIVE SUPPORT ASSISTANT -12 MONTH	43	12	31	1	42
1A	1035	ADMINISTRATIVE SUPPORT COORDINATOR -12 MONTH	107	16	91	9	98
1A	4791	BUYER I	2	0	2	0	2
1A	4794	BUYER III	2	0	2	0	2
1A	1176	CONFIDENTIAL ADMINISTRATIVE SUPPORT -12 MONTH	4	0	4	0	4
1A	1170	CONFIDENTIAL OFFICE SUPPORT -12 MONTH	3	0	3	0	3
1A	1100	PAYROLL TECHNICIAN I	1	1	0	0	1
1A	1101	PAYROLL TECHNICIAN II	2	0	2	1	1
1A	5151	PERSONNEL ASSISTANT	1	0	1	0	1
1A	1550	PROPERTY CLERK I	1	1	0	1	0
1A	1549	PROPERTY CLERK II	1	0	1	0	1
Total (#)			261	50	211	22	239
Total (%)				19.2	80.8	8.4	91.6

(+) indicates this job title contains employees who are included from another facility.

California State University, Los Angeles
Job Group Analysis Summary

Snapshot Date: 10/31/2023

Job Group	Total										
	EMP	M	F	MIN	W	AA	H	A	NA	PI	2+
1 - Business and Financial Operations Occupations	35	6	29	32	3	1	15	15	0	0	1
10 - Student and Acad Affrs and Other Educ Srvcs Occ	193	79	114	180	13	15	127	36	0	1	1
12 - 102400 - Postsecondary Teachers	20	15	5	14	6	4	9	1	0	0	0
12 - 200300 - Postsecondary Teachers	3	2	1	2	1	0	1	1	0	0	0
12 - 201000 - Postsecondary Teachers	2	1	1	1	1	0	1	0	0	0	0
12 - 201010 - Postsecondary Teachers	63	30	33	31	32	3	19	6	1	1	1
12 - 201015 - Postsecondary Teachers	52	21	31	34	18	3	18	10	1	0	2
12 - 201020 - Postsecondary Teachers	63	29	34	35	28	2	21	10	0	0	2
12 - 201025 - Postsecondary Teachers	12	6	6	6	6	0	6	0	0	0	0
12 - 201030 - Postsecondary Teachers	16	7	9	12	4	0	5	6	0	0	1
12 - 201035 - Postsecondary Teachers	39	26	13	13	26	1	10	1	0	0	1
12 - 201040 - Postsecondary Teachers	17	12	5	5	12	0	2	3	0	0	0
12 - 201045 - Postsecondary Teachers	21	6	15	10	11	1	6	1	2	0	0
12 - 201055 - Postsecondary Teachers	40	21	19	22	18	4	13	4	0	0	1
12 - 201075 - Postsecondary Teachers	14	2	12	11	3	2	6	3	0	0	0
12 - 201200 - Postsecondary Teachers	4	2	2	3	1	0	1	2	0	0	0
12 - 201205 - Postsecondary Teachers	24	13	11	17	7	1	1	14	0	0	1
12 - 201210 - Postsecondary Teachers	32	22	10	23	9	3	9	11	0	0	0
12 - 201215 - Postsecondary Teachers	19	10	9	14	5	1	4	9	0	0	0
12 - 201220 - Postsecondary Teachers	19	15	4	14	5	2	0	12	0	0	0
12 - 201225 - Postsecondary Teachers	67	37	30	39	28	4	11	20	1	0	3
12 - 201230 - Postsecondary Teachers	28	13	15	19	9	5	4	8	0	0	2
12 - 201400 - Postsecondary Teachers	1	0	1	0	1	0	0	0	0	0	0

California State University, Los Angeles
Job Group Analysis Summary

Snapshot Date: 10/31/2023

Job Group	Total										
	EMP	M	F	MIN	W	AA	H	A	NA	PI	2+
12 - 201402 - Postsecondary Teachers	4	2	2	3	1	0	3	0	0	0	0
12 - 201410 - Postsecondary Teachers	47	13	34	24	23	1	12	10	1	0	0
12 - 201415 - Postsecondary Teachers	48	24	24	36	12	2	18	14	0	0	2
12 - 201420 - Postsecondary Teachers	73	15	58	45	28	7	23	14	0	0	1
12 - 201500 - Postsecondary Teachers	7	6	1	2	5	1	0	0	0	0	1
12 - 201501 - Postsecondary Teachers	3	2	1	0	3	0	0	0	0	0	0
12 - 201505 - Postsecondary Teachers	22	17	5	15	7	0	6	9	0	0	0
12 - 201510 - Postsecondary Teachers	54	39	15	40	14	1	7	32	0	0	0
12 - 201515 - Postsecondary Teachers	16	13	3	9	7	0	3	6	0	0	0
12 - 201520 - Postsecondary Teachers	27	23	4	12	15	0	5	7	0	0	0
12 - 201525 - Postsecondary Teachers	20	15	5	15	5	1	6	6	1	0	1
12 - 201605 - Postsecondary Teachers	51	8	43	34	17	2	24	7	0	0	1
12 - 201610 - Postsecondary Teachers	33	9	24	17	16	0	10	5	0	0	2
12 - 201611 - Postsecondary Teachers	2	0	2	0	2	0	0	0	0	0	0
12 - 201615 - Postsecondary Teachers	41	15	26	22	19	2	12	6	0	0	2
12 - 201620 - Postsecondary Teachers	22	6	16	13	9	2	6	5	0	0	0
12 - 201625 - Postsecondary Teachers	78	34	44	61	17	3	32	23	1	0	2
12 - 201630 - Postsecondary Teachers	48	10	38	30	18	3	14	12	0	0	1
12 - 201635 - Postsecondary Teachers	57	18	39	45	12	10	21	13	0	0	1
12 - 201640 - Postsecondary Teachers	8	5	3	6	2	4	2	0	0	0	0
12 - 201650 - Postsecondary Teachers	1	0	1	1	0	0	1	0	0	0	0
12 - 201665 - Postsecondary Teachers	20	2	18	10	10	2	2	5	1	0	0
12 - 201700 - Postsecondary Teachers	25	12	13	14	11	2	7	5	0	0	0

California State University, Los Angeles
Job Group Analysis Summary

Snapshot Date: 10/31/2023

Job Group	Total										
	EMP	M	F	MIN	W	AA	H	A	NA	PI	2+
12 - 201705 - Postsecondary Teachers	16	4	12	4	12	0	2	1	0	0	1
12 - 201707 - Postsecondary Teachers	7	3	4	7	0	0	0	6	0	0	1
12 - 201710 - Postsecondary Teachers	50	21	29	29	21	3	15	11	0	0	0
12 - 201715 - Postsecondary Teachers	44	28	16	32	12	3	11	18	0	0	0
12 - 201720 - Postsecondary Teachers	39	13	26	38	1	0	36	0	1	1	0
12 - 201730 - Postsecondary Teachers	23	9	14	13	10	0	7	5	0	0	1
12 - 201735 - Postsecondary Teachers	27	14	13	12	15	1	9	2	0	0	0
12 - 201740 - Postsecondary Teachers	9	2	7	8	1	0	8	0	0	0	0
12 - 201745 - Postsecondary Teachers	64	34	30	39	25	3	7	29	0	0	0
12 - 201750 - Postsecondary Teachers	15	9	6	15	0	14	0	0	0	0	1
12 - 201755 - Postsecondary Teachers	30	18	12	11	19	0	5	6	0	0	0
12 - 201760 - Postsecondary Teachers	24	16	8	13	11	2	3	7	0	0	1
12 - 201765 - Postsecondary Teachers	53	22	31	30	23	4	17	7	0	1	1
12 - 201770 - Postsecondary Teachers	33	12	21	19	14	2	10	6	0	0	1
12 - 201900 - Postsecondary Teachers	1	1	0	1	0	0	0	1	0	0	0
14 - Service Occupations	97	57	40	93	4	13	75	4	0	0	1
2 - Community Serv, Legal, Arts, and Media Occ	27	17	10	20	7	5	11	4	0	0	0
3 - Computer, Engineering, and Science Occupations	82	64	18	71	11	5	23	43	0	0	0
4 - Graduate Assistants	15	6	9	15	0	0	10	5	0	0	0
5 - Healthcare Practitioners and Technical Occupations	19	4	15	18	1	1	7	10	0	0	0
6 - Librarians, Curators, and Archivists	15	2	13	9	6	1	4	4	0	0	0
7 - Management Occupations	189	86	103	148	41	29	74	41	0	0	4
8 - Natural Rsrces, Constructn, and Maintenance Occ	53	53	0	46	7	3	39	4	0	0	0

California State University, Los Angeles
Job Group Analysis Summary

Snapshot Date: 10/31/2023

Total											
Job Group	EMP	M	F	MIN	W	AA	H	A	NA	PI	2+
9 - Office and Administrative Support Occupations	261	50	211	239	22	16	166	50	0	0	7
Total (#)	2,684	1,208	1,476	1,921	763	200	1,042	616	10	4	49
Total (%)		45.0	55.0	71.6	28.4	7.5	38.8	23.0	0.4	0.1	1.8

California State University, Los Angeles
ZIP Code Analysis

Snapshot Date: 10/31/2023

Data Used: Employee

Included Areas:

County/County Set	Count	Weight	Cut-Off Weight
Los Angeles, California	2,266	84.65	94.34
San Bernardino, California	136	5.08	5.66
Total:	2,402	89.73	100.00

Excluded Areas:

County/County Set	Count	Weight	Cut-Off Weight
Orange, California	131	4.89	0.00
Riverside, California	47	1.76	0.00
Ventura, California	26	0.97	0.00
San Diego, California	20	0.75	0.00
Kern, California	6	0.22	0.00
District of Columbia, District of Columbia	3	0.11	0.00
Santa Cruz, California	3	0.11	0.00
Clark, Nevada	2	0.07	0.00
Fresno, California	2	0.07	0.00
Contra Costa, California	2	0.07	0.00
Sacramento, California	2	0.07	0.00
Middlesex, Massachusetts	1	0.04	0.00
Strafford, New Hampshire	1	0.04	0.00
Loudoun, Virginia	1	0.04	0.00
Broward, Florida	1	0.04	0.00
Davidson, Tennessee	1	0.04	0.00
Crockett+Gibson, Tennessee	1	0.04	0.00
Benton+Carroll+Henry, Tennessee	1	0.04	0.00
Chester+Madison, Tennessee	1	0.04	0.00
Marion+Nelson+Washington, Kentucky	1	0.04	0.00
Henry+Shelby+Spencer, Kentucky	1	0.04	0.00

California State University, Los Angeles
ZIP Code Analysis

Snapshot Date: 10/31/2023

Data Used: Employee

Excluded Areas:

County/County Set	Count	Weight	Cut-Off Weight
Christian+Trigg, Kentucky	1	0.04	0.00
Lorain, Ohio	1	0.04	0.00
Ashtabula, Ohio	1	0.04	0.00
Cuyahoga, Ohio	1	0.04	0.00
Trumbull, Ohio	1	0.04	0.00
Kandiyohi+Renville, Minnesota	1	0.04	0.00
Champaign+Piatt, Illinois	1	0.04	0.00
Montgomery, Texas	1	0.04	0.00
Fort Bend, Texas	1	0.04	0.00
Apache+Graham+Greenlee, Arizona	1	0.04	0.00
Yavapai, Arizona	1	0.04	0.00
La Paz+Mohave, Arizona	1	0.04	0.00
Santa Barbara, California	1	0.04	0.00
San Luis Obispo, California	1	0.04	0.00
East Central California 50, California	1	0.04	0.00
San Mateo, California	1	0.04	0.00
Santa Clara, California	1	0.04	0.00
Alameda, California	1	0.04	0.00
Merced, California	1	0.04	0.00
Sonoma, California	1	0.04	0.00
Yolo, California	1	0.04	0.00
Total:	275	10.27	0.00
Included and Excluded Total:	2,677	100.00	100.00

California State University, Los Angeles
Availability Analysis

Snapshot Date: 10/31/2023

Job Group: 1 - Business and Financial Operations Occupations

	Raw (%)		FACTOR	Weighted (%)		
FACTOR	FEMALE	MINORITY	WEIGHT	FEMALE	MINORITY	SOURCE
<u>External Factors</u>						
Local	72.7	66.8	70.00	50.9	46.7	Los Angeles, California - 94.24 %; San Bernardino, California - 5.76 %
Reasonable	76.2	29.3	10.00	7.6	2.9	National
<u>Internal Factors</u>						
Feeders	80.8	91.6	20.00	16.2	18.3	Feeders
Final Availability (%)			100.00	74.7	68.0	

California State University, Los Angeles
Availability Analysis

Snapshot Date: 10/31/2023

Job Group: 10 - Student and Acad Affrs and Other Educ Svcs Occ

FACTOR	Raw (%)		FACTOR WEIGHT	Weighted (%)		SOURCE
	FEMALE	MINORITY		FEMALE	MINORITY	
<u>External Factors</u>						
Local	50.4	63.8	50.00	25.2	31.9	Los Angeles, California - 94.24 %; San Bernardino, California - 5.76 %
Reasonable	52.9	34.4	20.00	10.6	6.9	National
<u>Internal Factors</u>						
Feeders	70.9	92.6	30.00	21.3	27.8	Feeders
Final Availability (%)			100.00	57.1	66.6	

California State University, Los Angeles
Availability Analysis

Snapshot Date: 10/31/2023

Job Group: 12 - 102400 - Postsecondary Teachers

Raw (%)

Weighted (%)

FACTOR	FEMALE	MINORITY	FACTOR WEIGHT	FEMALE	MINORITY	SOURCE
<u>External Factors</u>						
Fields nec, aggregated	59.2	28.5	100.00	59.2	28.5	2016-2020 NORC Data - 100.00%
Final Availability (%)			100.00	59.2	28.5	

California State University, Los Angeles
Availability Analysis

Snapshot Date: 10/31/2023

Job Group: 12 - 200300 - Postsecondary Teachers

Raw (%)

Weighted (%)

FACTOR	FEMALE	MINORITY	FACTOR WEIGHT	FEMALE	MINORITY	SOURCE
<u>External Factors</u>						
Fields nec, aggregated	59.2	28.5	100.00	59.2	28.5	2016-2020 NORC Data - 100.00%
Final Availability (%)			100.00	59.2	28.5	

California State University, Los Angeles
Availability Analysis

Snapshot Date: 10/31/2023

Job Group: 12 - 201000 - Postsecondary Teachers

FACTOR	Raw (%)		FACTOR WEIGHT	Weighted (%)		SOURCE
	FEMALE	MINORITY		FEMALE	MINORITY	
<u>External Factors</u>						
Letters & Other humanities and	50.8	19.2	100.00	50.8	19.2	2016-2020 NORC Data - 100.00%
Final Availability (%)			100.00	50.9	19.2	

California State University, Los Angeles
Availability Analysis

Snapshot Date: 10/31/2023

Job Group: 12 - 201010 - Postsecondary Teachers

Raw (%)

Weighted (%)

FACTOR	FEMALE	MINORITY	FACTOR WEIGHT	FEMALE	MINORITY	SOURCE
<u>External Factors</u>						
Other humanities and arts	44.5	20.6	100.00	44.5	20.6	2016-2020 NORC Data - 100.00%
Final Availability (%)			100.00	44.5	20.6	

California State University, Los Angeles
Availability Analysis

Snapshot Date: 10/31/2023

Job Group: 12 - 201015 - Postsecondary Teachers

FACTOR	Raw (%)		FACTOR WEIGHT	Weighted (%)		SOURCE
	FEMALE	MINORITY		FEMALE	MINORITY	
<u>External Factors</u>						
Communications	63.9	23.7	100.00	63.9	23.7	2016-2020 NORC Data - 100.00%
Final Availability (%)			100.00	63.9	23.7	

California State University, Los Angeles
Availability Analysis

Snapshot Date: 10/31/2023

Job Group: 12 - 201020 - Postsecondary Teachers

Raw (%)

Weighted (%)

FACTOR	FEMALE	MINORITY	FACTOR WEIGHT	FEMALE	MINORITY	SOURCE
<u>External Factors</u>						
Letters	59.6	17.1	100.00	59.6	17.1	2016-2020 NORC Data - 100.00%
Final Availability (%)			100.00	59.6	17.1	

California State University, Los Angeles
Availability Analysis

Snapshot Date: 10/31/2023

Job Group: 12 - 201025 - Postsecondary Teachers

FACTOR	Raw (%)		FACTOR WEIGHT	Weighted (%)		SOURCE
	FEMALE	MINORITY		FEMALE	MINORITY	
<u>External Factors</u>						
Social sciences	52.9	29.6	100.00	52.9	29.6	2016-2020 NORC Data - 100.00%
Final Availability (%)			100.00	52.9	29.6	

California State University, Los Angeles
Availability Analysis

Snapshot Date: 10/31/2023

Job Group: 12 - 201030 - Postsecondary Teachers

FACTOR	Raw (%)		FACTOR WEIGHT	Weighted (%)		SOURCE
	FEMALE	MINORITY		FEMALE	MINORITY	
<u>External Factors</u>						
Letters, Foreign languages and	60.3	20.8	100.00	60.3	20.8	2016-2020 NORC Data - 100.00%
Final Availability (%)			100.00	60.3	20.9	

California State University, Los Angeles
Availability Analysis

Snapshot Date: 10/31/2023

Job Group: 12 - 201035 - Postsecondary Teachers

FACTOR	Raw (%)		FACTOR WEIGHT	Weighted (%)		SOURCE
	FEMALE	MINORITY		FEMALE	MINORITY	
<u>External Factors</u>						
Other humanities and arts	44.5	20.6	100.00	44.5	20.6	2016-2020 NORC Data - 100.00%
Final Availability (%)			100.00	44.5	20.6	

California State University, Los Angeles
Availability Analysis

Snapshot Date: 10/31/2023

Job Group: 12 - 201040 - Postsecondary Teachers

FACTOR	Raw (%)		FACTOR WEIGHT	Weighted (%)		SOURCE
	FEMALE	MINORITY		FEMALE	MINORITY	
<u>External Factors</u>						
Other humanities and arts	44.5	20.6	100.00	44.5	20.6	2016-2020 NORC Data - 100.00%
Final Availability (%)			100.00	44.5	20.6	

California State University, Los Angeles
Availability Analysis

Snapshot Date: 10/31/2023

Job Group: 12 - 201045 - Postsecondary Teachers

FACTOR	Raw (%)		FACTOR WEIGHT	Weighted (%)		SOURCE
	FEMALE	MINORITY		FEMALE	MINORITY	
<u>External Factors</u>						
Letters, Foreign languages and	60.3	20.8	100.00	60.3	20.8	2016-2020 NORC Data - 100.00%
Final Availability (%)			100.00	60.3	20.9	

California State University, Los Angeles
Availability Analysis

Snapshot Date: 10/31/2023

Job Group: 12 - 201055 - Postsecondary Teachers

FACTOR	Raw (%)		FACTOR WEIGHT	Weighted (%)		SOURCE
	FEMALE	MINORITY		FEMALE	MINORITY	
<u>External Factors</u>						
Communications, Letters, Othe	61.0	21.5	100.00	61.0	21.5	2016-2020 NORC Data - 100.00%
Final Availability (%)			100.00	61.0	21.5	

California State University, Los Angeles
Availability Analysis

Snapshot Date: 10/31/2023

Job Group: 12 - 201075 - Postsecondary Teachers

FACTOR	Raw (%)		FACTOR WEIGHT	Weighted (%)		SOURCE
	FEMALE	MINORITY		FEMALE	MINORITY	
<u>External Factors</u>						
Psychology and social science	62.1	28.5	100.00	62.1	28.5	2016-2020 NORC Data - 100.00%
Final Availability (%)			100.00	62.1	28.5	

California State University, Los Angeles
Availability Analysis

Snapshot Date: 10/31/2023

Job Group: 12 - 201200 - Postsecondary Teachers

Raw (%)

Weighted (%)

FACTOR	FEMALE	MINORITY	FACTOR WEIGHT	FEMALE	MINORITY	SOURCE
<u>External Factors</u>						
Fields nec, aggregated	59.2	28.5	100.00	59.2	28.5	2016-2020 NORC Data - 100.00%
Final Availability (%)			100.00	59.2	28.5	

California State University, Los Angeles
Availability Analysis

Snapshot Date: 10/31/2023

Job Group: 12 - 201205 - Postsecondary Teachers

Raw (%)	Weighted (%)
---------	--------------

FACTOR	FEMALE	MINORITY	FACTOR WEIGHT	FEMALE	MINORITY	SOURCE
<u>External Factors</u>						
Fields nec, aggregated	59.2	28.5	100.00	59.2	28.5	2016-2020 NORC Data - 100.00%
Final Availability (%)			100.00	59.2	28.5	

California State University, Los Angeles
Availability Analysis

Snapshot Date: 10/31/2023

Job Group: 12 - 201210 - Postsecondary Teachers

FACTOR	Raw (%)		FACTOR WEIGHT	Weighted (%)		SOURCE
	FEMALE	MINORITY		FEMALE	MINORITY	
<u>External Factors</u>						
Computer and information scien	24.7	30.7	100.00	24.7	30.7	2016-2020 NORC Data - 100.00%
Final Availability (%)			100.00	24.7	30.7	

California State University, Los Angeles
Availability Analysis

Snapshot Date: 10/31/2023

Job Group: 12 - 201215 - Postsecondary Teachers

FACTOR	Raw (%)		FACTOR WEIGHT	Weighted (%)		SOURCE
	FEMALE	MINORITY		FEMALE	MINORITY	
<u>External Factors</u>						
Social sciences	52.9	29.6	100.00	52.9	29.6	2016-2020 NORC Data - 100.00%
Final Availability (%)			100.00	52.9	29.6	

California State University, Los Angeles
Availability Analysis

Snapshot Date: 10/31/2023

Job Group: 12 - 201220 - Postsecondary Teachers

FACTOR	Raw (%)		FACTOR WEIGHT	Weighted (%)		SOURCE
	FEMALE	MINORITY		FEMALE	MINORITY	
<u>External Factors</u>						
Business management and adm	43.6	37.1	100.00	43.6	37.1	2016-2020 NORC Data - 100.00%
Final Availability (%)			100.00	43.6	37.1	

California State University, Los Angeles
Availability Analysis

Snapshot Date: 10/31/2023

Job Group: 12 - 201225 - Postsecondary Teachers

Raw (%)

Weighted (%)

FACTOR	FEMALE	MINORITY	FACTOR WEIGHT	FEMALE	MINORITY	SOURCE
<u>External Factors</u>						
Fields nec, aggregated	59.2	28.5	100.00	59.2	28.5	2016-2020 NORC Data - 100.00%
Final Availability (%)			100.00	59.2	28.5	

California State University, Los Angeles
Availability Analysis

Snapshot Date: 10/31/2023

Job Group: 12 - 201230 - Postsecondary Teachers

Raw (%)

Weighted (%)

FACTOR	FEMALE	MINORITY	FACTOR WEIGHT	FEMALE	MINORITY	SOURCE
<u>External Factors</u>						
Fields nec, aggregated	59.2	28.5	100.00	59.2	28.5	2016-2020 NORC Data - 100.00%
Final Availability (%)			100.00	59.2	28.5	

California State University, Los Angeles
Availability Analysis

Snapshot Date: 10/31/2023

Job Group: 12 - 201400 - Postsecondary Teachers

FACTOR	Raw (%)		FACTOR WEIGHT	Weighted (%)		SOURCE
	FEMALE	MINORITY		FEMALE	MINORITY	
<u>External Factors</u>						
Teacher education	79.5	30.6	100.00	79.5	30.6	2016-2020 NORC Data - 100.00%
Final Availability (%)			100.00	79.5	30.6	

California State University, Los Angeles
Availability Analysis

Snapshot Date: 10/31/2023

Job Group: 12 - 201402 - Postsecondary Teachers

FACTOR	Raw (%)		FACTOR WEIGHT	Weighted (%)		SOURCE
	FEMALE	MINORITY		FEMALE	MINORITY	
<u>External Factors</u>						
Education research, Education	70.1	32.4	100.00	70.1	32.4	2016-2020 NORC Data - 100.00%
Final Availability (%)			100.00	70.1	32.4	

California State University, Los Angeles
Availability Analysis

Snapshot Date: 10/31/2023

Job Group: 12 - 201410 - Postsecondary Teachers

Raw (%)	Weighted (%)
---------	--------------

FACTOR	FEMALE	MINORITY	FACTOR WEIGHT	FEMALE	MINORITY	SOURCE
<u>External Factors</u>						
Education Research	70.8	31.9	100.00	70.8	31.9	2016-2020 NORC Data - 100.00%
Final Availability (%)			100.00	70.8	31.9	

California State University, Los Angeles
Availability Analysis

Snapshot Date: 10/31/2023

Job Group: 12 - 201415 - Postsecondary Teachers

FACTOR	Raw (%)		FACTOR WEIGHT	Weighted (%)		SOURCE
	FEMALE	MINORITY		FEMALE	MINORITY	
<u>External Factors</u>						
Education research, Education	70.1	32.4	100.00	70.1	32.4	2016-2020 NORC Data - 100.00%
Final Availability (%)			100.00	70.1	32.4	

California State University, Los Angeles
Availability Analysis

Snapshot Date: 10/31/2023

Job Group: 12 - 201420 - Postsecondary Teachers

Raw (%)

Weighted (%)

FACTOR	FEMALE	MINORITY	FACTOR WEIGHT	FEMALE	MINORITY	SOURCE
<u>External Factors</u>						
Education Research	70.8	31.9	100.00	70.8	31.9	2016-2020 NORC Data - 100.00%
Final Availability (%)			100.00	70.8	31.9	

California State University, Los Angeles
Availability Analysis

Snapshot Date: 10/31/2023

Job Group: 12 - 201500 - Postsecondary Teachers

Raw (%)

Weighted (%)

FACTOR	FEMALE	MINORITY	FACTOR WEIGHT	FEMALE	MINORITY	SOURCE
<u>External Factors</u>						
Engineering	26.0	31.2	100.00	26.0	31.2	2016-2020 NORC Data - 100.00%
Final Availability (%)			100.00	26.0	31.2	

California State University, Los Angeles
Availability Analysis

Snapshot Date: 10/31/2023

Job Group: 12 - 201501 - Postsecondary Teachers

Raw (%)	Weighted (%)
---------	--------------

FACTOR	FEMALE	MINORITY	FACTOR WEIGHT	FEMALE	MINORITY	SOURCE
<u>External Factors</u>						
Fields nec, aggregated	59.2	28.5	100.00	59.2	28.5	2016-2020 NORC Data - 100.00%
Final Availability (%)			100.00	59.2	28.5	

California State University, Los Angeles
Availability Analysis

Snapshot Date: 10/31/2023

Job Group: 12 - 201505 - Postsecondary Teachers

FACTOR	Raw (%)		FACTOR WEIGHT	Weighted (%)		SOURCE
	FEMALE	MINORITY		FEMALE	MINORITY	
<u>External Factors</u>						
Civil engineering	29.8	28.2	100.00	29.8	28.2	2016-2020 NORC Data - 100.00%
Final Availability (%)			100.00	29.8	28.2	

California State University, Los Angeles
Availability Analysis

Snapshot Date: 10/31/2023

Job Group: 12 - 201510 - Postsecondary Teachers

FACTOR	Raw (%)		FACTOR WEIGHT	Weighted (%)		SOURCE
	FEMALE	MINORITY		FEMALE	MINORITY	
<u>External Factors</u>						
Computer and information scien	24.7	30.7	100.00	24.7	30.7	2016-2020 NORC Data - 100.00%
Final Availability (%)			100.00	24.7	30.7	

California State University, Los Angeles
Availability Analysis

Snapshot Date: 10/31/2023

Job Group: 12 - 201515 - Postsecondary Teachers

FACTOR	Raw (%)		FACTOR WEIGHT	Weighted (%)		SOURCE
	FEMALE	MINORITY		FEMALE	MINORITY	
<u>External Factors</u>						
Electrical, electronics, and com	16.3	37.0	100.00	16.3	37.0	2016-2020 NORC Data - 100.00%
Final Availability (%)			100.00	16.3	37.0	

California State University, Los Angeles
Availability Analysis

Snapshot Date: 10/31/2023

Job Group: 12 - 201520 - Postsecondary Teachers

Raw (%)

Weighted (%)

FACTOR	FEMALE	MINORITY	FACTOR WEIGHT	FEMALE	MINORITY	SOURCE
<u>External Factors</u>						
Mechanical engineering	16.7	25.5	100.00	16.7	25.5	2016-2020 NORC Data - 100.00%
Final Availability (%)			100.00	16.7	25.5	

California State University, Los Angeles
Availability Analysis

Snapshot Date: 10/31/2023

Job Group: 12 - 201525 - Postsecondary Teachers

Raw (%)

Weighted (%)

FACTOR	FEMALE	MINORITY	FACTOR WEIGHT	FEMALE	MINORITY	SOURCE
<u>External Factors</u>						
Computer and information scien	24.7	30.7	100.00	24.7	30.7	2016-2020 NORC Data - 100.00%
Final Availability (%)			100.00	24.7	30.7	

California State University, Los Angeles
Availability Analysis

Snapshot Date: 10/31/2023

Job Group: 12 - 201605 - Postsecondary Teachers

FACTOR	Raw (%)		FACTOR WEIGHT	Weighted (%)		SOURCE
	FEMALE	MINORITY		FEMALE	MINORITY	
<u>External Factors</u>						
Psychology and social science	62.1	28.5	100.00	62.1	28.5	2016-2020 NORC Data - 100.00%
Final Availability (%)			100.00	62.1	28.5	

California State University, Los Angeles
Availability Analysis

Snapshot Date: 10/31/2023

Job Group: 12 - 201610 - Postsecondary Teachers

FACTOR	Raw (%)		FACTOR WEIGHT	Weighted (%)		SOURCE
	FEMALE	MINORITY		FEMALE	MINORITY	
<u>External Factors</u>						
Communications	63.9	23.7	100.00	63.9	23.7	2016-2020 NORC Data - 100.00%
Final Availability (%)			100.00	63.9	23.7	

California State University, Los Angeles
Availability Analysis

Snapshot Date: 10/31/2023

Job Group: 12 - 201611 - Postsecondary Teachers

FACTOR	Raw (%)		FACTOR WEIGHT	Weighted (%)		SOURCE
	FEMALE	MINORITY		FEMALE	MINORITY	
<u>External Factors</u>						
Health sciences	71.9	32.7	100.00	71.9	32.7	2016-2020 NORC Data - 100.00%
Final Availability (%)			100.00	71.9	32.7	

California State University, Los Angeles
Availability Analysis

Snapshot Date: 10/31/2023

Job Group: 12 - 201615 - Postsecondary Teachers

Raw (%)

Weighted (%)

FACTOR	FEMALE	MINORITY	FACTOR WEIGHT	FEMALE	MINORITY	SOURCE
<u>External Factors</u>						
Fields nec, aggregated	59.2	28.5	100.00	59.2	28.5	2016-2020 NORC Data - 100.00%
Final Availability (%)			100.00	59.2	28.5	

California State University, Los Angeles
Availability Analysis

Snapshot Date: 10/31/2023

Job Group: 12 - 201620 - Postsecondary Teachers

FACTOR	Raw (%)		FACTOR WEIGHT	Weighted (%)		SOURCE
	FEMALE	MINORITY		FEMALE	MINORITY	
<u>External Factors</u>						
Health sciences	71.9	32.7	100.00	71.9	32.7	2016-2020 NORC Data - 100.00%
Final Availability (%)			100.00	71.9	32.7	

California State University, Los Angeles
Availability Analysis

Snapshot Date: 10/31/2023

Job Group: 12 - 201625 - Postsecondary Teachers

FACTOR	Raw (%)		FACTOR WEIGHT	Weighted (%)		SOURCE
	FEMALE	MINORITY		FEMALE	MINORITY	
<u>External Factors</u>						
Health sciences	71.9	32.7	100.00	71.9	32.7	2016-2020 NORC Data - 100.00%
Final Availability (%)			100.00	71.9	32.7	

California State University, Los Angeles
Availability Analysis

Snapshot Date: 10/31/2023

Job Group: 12 - 201630 - Postsecondary Teachers

FACTOR	Raw (%)		FACTOR WEIGHT	Weighted (%)		SOURCE
	FEMALE	MINORITY		FEMALE	MINORITY	
<u>External Factors</u>						
Health sciences	71.9	32.7	100.00	71.9	32.7	2016-2020 NORC Data - 100.00%
Final Availability (%)			100.00	71.9	32.7	

California State University, Los Angeles
Availability Analysis

Snapshot Date: 10/31/2023

Job Group: 12 - 201635 - Postsecondary Teachers

FACTOR	Raw (%)		FACTOR WEIGHT	Weighted (%)		SOURCE
	FEMALE	MINORITY		FEMALE	MINORITY	
<u>External Factors</u>						
Social work	77.8	35.3	100.00	77.8	35.3	2016-2020 NORC Data - 100.00%
Final Availability (%)			100.00	77.8	35.3	

California State University, Los Angeles
Availability Analysis

Snapshot Date: 10/31/2023

Job Group: 12 - 201640 - Postsecondary Teachers

Raw (%)

Weighted (%)

FACTOR	FEMALE	MINORITY	FACTOR WEIGHT	FEMALE	MINORITY	SOURCE
<u>External Factors</u>						
Physical sciences and earth sc	43.3	25.3	100.00	43.3	25.3	2016-2020 NORC Data". - 100.00%
Final Availability (%)			100.00	43.3	25.3	

California State University, Los Angeles
Availability Analysis

Snapshot Date: 10/31/2023

Job Group: 12 - 201650 - Postsecondary Teachers

FACTOR	Raw (%)		FACTOR WEIGHT	Weighted (%)		SOURCE
	FEMALE	MINORITY		FEMALE	MINORITY	
<u>External Factors</u>						
Fields nec, aggregated	59.2	28.5	100.00	59.2	28.5	2016-2020 NORC Data - 100.00%
Final Availability (%)			100.00	59.2	28.5	

California State University, Los Angeles
Availability Analysis

Snapshot Date: 10/31/2023

Job Group: 12 - 201665 - Postsecondary Teachers

FACTOR	Raw (%)		FACTOR WEIGHT	Weighted (%)		SOURCE
	FEMALE	MINORITY		FEMALE	MINORITY	
<u>External Factors</u>						
Health sciences	71.9	32.7	100.00	71.9	32.7	2016-2020 NORC Data - 100.00%
Final Availability (%)			100.00	71.9	32.7	

California State University, Los Angeles
Availability Analysis

Snapshot Date: 10/31/2023

Job Group: 12 - 201700 - Postsecondary Teachers

Raw (%)		Weighted (%)	
---------	--	--------------	--

FACTOR	FEMALE	MINORITY	FACTOR WEIGHT	FEMALE	MINORITY	SOURCE
<u>External Factors</u>						
Physical & Social Sciences	43.3	25.3	100.00	43.3	25.3	2016-2020 NORC Data - 100.00%
Final Availability (%)			100.00	43.3	25.3	

California State University, Los Angeles
Availability Analysis

Snapshot Date: 10/31/2023

Job Group: 12 - 201705 - Postsecondary Teachers

FACTOR	Raw (%)		FACTOR WEIGHT	Weighted (%)		SOURCE
	FEMALE	MINORITY		FEMALE	MINORITY	
<u>External Factors</u>						
Social sciences	52.9	29.6	100.00	52.9	29.6	2016-2020 NORC Data - 100.00%
Final Availability (%)			100.00	52.9	29.6	

California State University, Los Angeles
Availability Analysis

Snapshot Date: 10/31/2023

Job Group: 12 - 201707 - Postsecondary Teachers

Raw (%)

Weighted (%)

FACTOR	FEMALE	MINORITY	FACTOR WEIGHT	FEMALE	MINORITY	SOURCE
<u>External Factors</u>						
History	43.9	19.8	100.00	43.9	19.8	2016-2020 NORC Data - 100.00%
Final Availability (%)			100.00	43.9	19.8	

California State University, Los Angeles
Availability Analysis

Snapshot Date: 10/31/2023

Job Group: 12 - 201710 - Postsecondary Teachers

FACTOR	Raw (%)		FACTOR WEIGHT	Weighted (%)		SOURCE
	FEMALE	MINORITY		FEMALE	MINORITY	
<u>External Factors</u>						
Biological and biomedical scien	53.7	29.4	100.00	53.7	29.4	2016-2020 NORC Data - 100.00%
Final Availability (%)			100.00	53.7	29.4	

California State University, Los Angeles
Availability Analysis

Snapshot Date: 10/31/2023

Job Group: 12 - 201715 - Postsecondary Teachers

Raw (%)

Weighted (%)

FACTOR	FEMALE	MINORITY	FACTOR WEIGHT	FEMALE	MINORITY	SOURCE
<u>External Factors</u>						
Chemistry & Biological/biomed	50.5	28.3	100.00	50.5	28.3	2016-2020 NORC Data - 100.00%
Final Availability (%)			100.00	50.5	28.3	

California State University, Los Angeles
Availability Analysis

Snapshot Date: 10/31/2023

Job Group: 12 - 201720 - Postsecondary Teachers

FACTOR	Raw (%)		FACTOR WEIGHT	Weighted (%)		SOURCE
	FEMALE	MINORITY		FEMALE	MINORITY	
<u>External Factors</u>						
Social sciences	52.9	29.6	100.00	52.9	29.6	2016-2020 NORC Data - 100.00%
Final Availability (%)			100.00	52.9	29.6	

California State University, Los Angeles
Availability Analysis

Snapshot Date: 10/31/2023

Job Group: 12 - 201730 - Postsecondary Teachers

Raw (%)

Weighted (%)

FACTOR	FEMALE	MINORITY	FACTOR WEIGHT	FEMALE	MINORITY	SOURCE
<u>External Factors</u>						
Geological and earth sciences	35.6	20.9	100.00	35.6	20.9	2016-2020 NORC Data - 100.00%
Final Availability (%)			100.00	35.6	20.9	

California State University, Los Angeles
Availability Analysis

Snapshot Date: 10/31/2023

Job Group: 12 - 201735 - Postsecondary Teachers

Raw (%)

Weighted (%)

FACTOR	FEMALE	MINORITY	FACTOR WEIGHT	FEMALE	MINORITY	SOURCE
<u>External Factors</u>						
History	43.9	19.8	100.00	43.9	19.8	2016-2020 NORC Data - 100.00%
Final Availability (%)			100.00	43.9	19.8	

California State University, Los Angeles
Availability Analysis

Snapshot Date: 10/31/2023

Job Group: 12 - 201740 - Postsecondary Teachers

Raw (%)

Weighted (%)

FACTOR	FEMALE	MINORITY	FACTOR WEIGHT	FEMALE	MINORITY	SOURCE
<u>External Factors</u>						
History	43.9	19.8	100.00	43.9	19.8	2016-2020 NORC Data - 100.00%
Final Availability (%)			100.00	43.9	19.8	

California State University, Los Angeles
Availability Analysis

Snapshot Date: 10/31/2023

Job Group: 12 - 201745 - Postsecondary Teachers

Raw (%)

Weighted (%)

FACTOR	FEMALE	MINORITY	FACTOR WEIGHT	FEMALE	MINORITY	SOURCE
<u>External Factors</u>						
Physical sciences and earth sc	43.3	25.3	100.00	43.3	25.3	2016-2020 NORC Data". - 100.00%
Final Availability (%)			100.00	43.3	25.3	

California State University, Los Angeles
Availability Analysis

Snapshot Date: 10/31/2023

Job Group: 12 - 201750 - Postsecondary Teachers

Raw (%)

Weighted (%)

FACTOR	FEMALE	MINORITY	FACTOR WEIGHT	FEMALE	MINORITY	SOURCE
<u>External Factors</u>						
History	43.9	19.8	100.00	43.9	19.8	2016-2020 NORC Data - 100.00%
Final Availability (%)			100.00	43.9	19.8	

California State University, Los Angeles
Availability Analysis

Snapshot Date: 10/31/2023

Job Group: 12 - 201755 - Postsecondary Teachers

Raw (%)

Weighted (%)

FACTOR	FEMALE	MINORITY	FACTOR WEIGHT	FEMALE	MINORITY	SOURCE
<u>External Factors</u>						
Physics	18.8	20.6	100.00	18.8	20.6	2016-2020 NORC Data - 100.00%
Final Availability (%)			100.00	18.8	20.6	

California State University, Los Angeles
Availability Analysis

Snapshot Date: 10/31/2023

Job Group: 12 - 201760 - Postsecondary Teachers

FACTOR	Raw (%)		FACTOR WEIGHT	Weighted (%)		SOURCE
	FEMALE	MINORITY		FEMALE	MINORITY	
<u>External Factors</u>						
Social sciences	52.9	29.6	100.00	52.9	29.6	2016-2020 NORC Data - 100.00%
Final Availability (%)			100.00	52.9	29.6	

California State University, Los Angeles
Availability Analysis

Snapshot Date: 10/31/2023

Job Group: 12 - 201765 - Postsecondary Teachers

Raw (%)

Weighted (%)

FACTOR	FEMALE	MINORITY	FACTOR WEIGHT	FEMALE	MINORITY	SOURCE
<u>External Factors</u>						
Psychology and social science	62.1	28.5	100.00	62.1	28.5	2016-2020 NORC Data - 100.00%
Final Availability (%)			100.00	62.1	28.5	

California State University, Los Angeles
Availability Analysis

Snapshot Date: 10/31/2023

Job Group: 12 - 201770 - Postsecondary Teachers

FACTOR	Raw (%)		FACTOR WEIGHT	Weighted (%)		SOURCE
	FEMALE	MINORITY		FEMALE	MINORITY	
<u>External Factors</u>						
Social sciences	52.9	29.6	100.00	52.9	29.6	2016-2020 NORC Data - 100.00%
Final Availability (%)			100.00	52.9	29.6	

California State University, Los Angeles
Availability Analysis

Snapshot Date: 10/31/2023

Job Group: 12 - 201900 - Postsecondary Teachers

FACTOR	Raw (%)		FACTOR WEIGHT	Weighted (%)		SOURCE
	FEMALE	MINORITY		FEMALE	MINORITY	
<u>External Factors</u>						
Social sciences	52.9	29.6	100.00	52.9	29.6	2016-2020 NORC Data - 100.00%
Final Availability (%)			100.00	52.9	29.6	

California State University, Los Angeles
Availability Analysis

Snapshot Date: 10/31/2023

Job Group: 14 - Service Occupations

	Raw (%)		FACTOR	Weighted (%)		
FACTOR	FEMALE	MINORITY	WEIGHT	FEMALE	MINORITY	SOURCE
<u>External Factors</u>						
Local	50.0	89.3	70.00	35.0	62.5	Los Angeles, California - 94.24 %; San Bernardino, California - 5.76 %
Reasonable	45.0	53.3	10.00	4.5	5.3	National
<u>Internal Factors</u>						
Feeders	37.1	95.0	20.00	7.4	19.0	Feeders
Final Availability (%)			100.00	46.9	86.9	

California State University, Los Angeles
Availability Analysis

Snapshot Date: 10/31/2023

Job Group: 2 - Community Serv, Legal, Arts, and Media Occ

FACTOR	Raw (%)		FACTOR WEIGHT	Weighted (%)		SOURCE
	FEMALE	MINORITY		FEMALE	MINORITY	
<u>External Factors</u>						
Local	58.0	59.9	75.00	43.5	44.9	Los Angeles, California - 94.24 %; San Bernardino, California - 5.76 %
Reasonable	60.4	35.0	25.00	15.1	8.7	National
Final Availability (%)			100.00	58.6	53.7	

California State University, Los Angeles
Availability Analysis

Snapshot Date: 10/31/2023

Job Group: 3 - Computer, Engineering, and Science Occupations

	Raw (%)		FACTOR WEIGHT	Weighted (%)		SOURCE
FACTOR	FEMALE	MINORITY		FEMALE	MINORITY	
<u>External Factors</u>						
Local	25.8	62.9	60.00	15.5	37.8	Los Angeles, California - 94.24 %; San Bernardino, California - 5.76 %
Reasonable	28.0	35.3	20.00	5.6	7.1	National
<u>Internal Factors</u>						
Feeders	46.2	91.8	20.00	9.2	18.4	Feeders
Final Availability (%)			100.00	30.3	63.2	

California State University, Los Angeles
Availability Analysis

Snapshot Date: 10/31/2023

Job Group: 4 - Graduate Assistants

FACTOR	Raw (%)		FACTOR WEIGHT	Weighted (%)		SOURCE
	FEMALE	MINORITY		FEMALE	MINORITY	
<u>External Factors</u>						
Local	58.9	57.2	100.00	58.9	57.2	Los Angeles, California - 94.24 %; San Bernardino, California - 5.76 %
Final Availability (%)			100.00	58.9	57.2	

California State University, Los Angeles
Availability Analysis

Snapshot Date: 10/31/2023

Job Group: 5 - Healthcare Practitioners and Technical Occupations

FACTOR	Raw (%)		FACTOR WEIGHT	Weighted (%)		SOURCE
	FEMALE	MINORITY		FEMALE	MINORITY	
<u>External Factors</u>						
Local	70.2	76.9	70.00	49.1	53.8	Los Angeles, California - 94.24 %; San Bernardino, California - 5.76 %
Reasonable	76.7	37.6	30.00	23.0	11.3	National
Final Availability (%)			100.00	72.1	65.1	

California State University, Los Angeles
Availability Analysis

Snapshot Date: 10/31/2023

Job Group: 6 - Librarians, Curators, and Archivists

FACTOR	Raw (%)		FACTOR WEIGHT	Weighted (%)		SOURCE
	FEMALE	MINORITY		FEMALE	MINORITY	
<u>External Factors</u>						
Local	66.6	43.7	80.00	53.3	35.0	Los Angeles, California - 94.24 %; San Bernardino, California - 5.76 %
Reasonable	77.0	21.4	20.00	15.4	4.3	National
Final Availability (%)			100.00	68.7	39.2	

California State University, Los Angeles
Availability Analysis

Snapshot Date: 10/31/2023

Job Group: 7 - Management Occupations

	Raw (%)		FACTOR	Weighted (%)		
FACTOR	FEMALE	MINORITY	WEIGHT	FEMALE	MINORITY	SOURCE
<u>External Factors</u>						
Local	65.5	57.8	30.00	19.7	17.3	Los Angeles, California - 94.24 %; San Bernardino, California - 5.76 %
Reasonable	64.6	28.8	50.00	32.3	14.4	National
<u>Internal Factors</u>						
Feeders	60.6	68.2	20.00	12.1	13.6	Feeders
Final Availability (%)			100.00	64.0	45.4	

California State University, Los Angeles
Availability Analysis

Snapshot Date: 10/31/2023

Job Group: 8 - Natural Rsrces, Constructn, and Maintenance Occ

FACTOR	Raw (%)		FACTOR WEIGHT	Weighted (%)		SOURCE
	FEMALE	MINORITY		FEMALE	MINORITY	
<u>External Factors</u>						
Local	3.7	80.6	85.00	3.1	68.5	Los Angeles, California - 94.24 %; San Bernardino, California - 5.76 %
Reasonable	4.6	38.4	15.00	0.7	5.8	National
Final Availability (%)			100.00	3.8	74.3	

California State University, Los Angeles
Availability Analysis

Snapshot Date: 10/31/2023

Job Group: 9 - Office and Administrative Support Occupations

FACTOR	Raw (%)		FACTOR WEIGHT	Weighted (%)		SOURCE
	FEMALE	MINORITY		FEMALE	MINORITY	
<u>External Factors</u>						
Local	83.1	69.4	70.00	58.2	48.6	Los Angeles, California - 94.24 %; San Bernardino, California - 5.76 %
Reasonable	88.2	31.6	30.00	26.5	9.5	National
Final Availability (%)			100.00	84.6	58.0	

California State University, Los Angeles
Internal Availability

Snapshot Date: 10/31/2023

AAP: California State University, Los Angeles
Job Group: 1 - Business and Financial Operations Occupations

Plan	Feeder	Wght (%)	Raw (%)									Weighted (%)								
			F	MIN	W	AA	H	A	NA	PI	2+	F	MIN	W	AA	H	A	NA	PI	2+
California State University	9 - Office and Administra	100.00	80.8	91.6	8.4	6.1	63.6	19.2	0.0	0.0	2.7	80.8	91.6	8.4	6.1	63.6	19.2	0.0	0.0	2.7
Total:		100.00										80.8	91.6	8.4	6.1	63.6	19.2	0.0	0.0	2.7

California State University, Los Angeles
Internal Availability

Snapshot Date: 10/31/2023

AAP: California State University, Los Angeles

Job Group: 10 - Student and Acad Affrs and Other Educ Svcs Occ

		Wght	Raw (%)									Weighted (%)								
Plan	Feeder	(%)	F	MIN	W	AA	H	A	NA	PI	2+	F	MIN	W	AA	H	A	NA	PI	2+
California State University	14 - Service Occupations	25.00	41.2	95.9	4.1	13.4	77.3	4.1	0.0	0.0	1.0	10.3	24.0	1.0	3.4	19.3	1.0	0.0	0.0	0.3
California State University	9 - Office and Administra	75.00	80.8	91.6	8.4	6.1	63.6	19.2	0.0	0.0	2.7	60.6	68.7	6.3	4.6	47.7	14.4	0.0	0.0	2.0
Total:		100.00	70.9									92.6	7.4	7.9	67.0	15.4	0.0	0.0	2.3	

California State University, Los Angeles
Internal Availability

Snapshot Date: 10/31/2023

AAP: California State University, Los Angeles

Job Group: 14 - Service Occupations

		Wght	Raw (%)										Weighted (%)									
Plan	Feeder	(%)	F	MIN	W	AA	H	A	NA	PI	2+	F	MIN	W	AA	H	A	NA	PI	2+		
California State University	14 - Service Occupations	90.00	41.2	95.9	4.1	13.4	77.3	4.1	0.0	0.0	1.0	37.1	86.3	3.7	12.1	69.6	3.7	0.0	0.0	0.9		
California State University	8 - Natural Rsrces, Cons	10.00	0.0	86.8	13.2	5.7	73.6	7.5	0.0	0.0	0.0	0.0	8.7	1.3	0.6	7.4	0.8	0.0	0.0	0.0		
Total:		100.00	37.1										95.0	5.0	12.6	76.9	4.5	0.0	0.0	0.9		

California State University, Los Angeles
Internal Availability

Snapshot Date: 10/31/2023

AAP: California State University, Los Angeles

Job Group: 3 - Computer, Engineering, and Science Occupations

Plan	Feeder	Wght (%)	Raw (%)									Weighted (%)								
			F	MIN	W	AA	H	A	NA	PI	2+	F	MIN	W	AA	H	A	NA	PI	2+
California State University	1035 - ADMINISTRATIVE	25.00	85.0	91.6	8.4	7.5	65.4	16.8	0.0	0.0	1.9	21.3	22.9	2.1	1.9	16.4	4.2	0.0	0.0	0.5
California State University	1038 - ADMINISTRATIVE	25.00	78.5	89.2	10.8	4.3	61.3	18.3	0.0	0.0	5.4	19.6	22.3	2.7	1.1	15.3	4.6	0.0	0.0	1.3
California State University	420 - INFORMATION TEC	25.00	21.2	86.5	13.5	7.7	36.5	42.3	0.0	0.0	0.0	5.3	21.6	3.4	1.9	9.1	10.6	0.0	0.0	0.0
California State University	440 - EQUIPMENT SYST	25.00	0.0	100.0	0.0	0.0	33.3	66.7	0.0	0.0	0.0	0.0	25.0	0.0	0.0	8.3	16.7	0.0	0.0	0.0
Total:		100.00										46.2	91.8	8.2	4.9	49.1	36.0	0.0	0.0	1.8

California State University, Los Angeles
Internal Availability

Snapshot Date: 10/31/2023

AAP: California State University, Los Angeles

Job Group: 7 - Management Occupations

Plan	Feeder	Wght (%)	Raw (%)									Weighted (%)								
			F	MIN	W	AA	H	A	NA	PI	2+	F	MIN	W	AA	H	A	NA	PI	2+
California State University	1 - Business and Financ	12.28	82.9	91.4	8.6	2.9	42.9	42.9	0.0	0.0	2.9	10.2	11.2	1.1	0.4	5.3	5.3	0.0	0.0	0.4
California State University	2481 - AASE - DEPARTM	1.02	0.0	100.0	0.0	0.0	100.0	0.0	0.0	0.0	0.0	0.0	1.0	0.0	0.0	1.0	0.0	0.0	0.0	0.0
California State University	2481 - Accounting Depar	1.02	0.0	100.0	0.0	0.0	0.0	100.0	0.0	0.0	0.0	0.0	1.0	0.0	0.0	0.0	1.0	0.0	0.0	0.0
California State University	2481 - Anthropology - DE	1.02	0.0	0.0	100.0	0.0	0.0	0.0	0.0	0.0	0.0	0.0	0.0	1.0	0.0	0.0	0.0	0.0	0.0	0.0
California State University	2481 - Applied Gerontolo	1.02	100.0	100.0	0.0	0.0	100.0	0.0	0.0	0.0	0.0	1.0	1.0	0.0	0.0	1.0	0.0	0.0	0.0	0.0
California State University	2481 - Biology and Micro	1.02	100.0	0.0	100.0	0.0	0.0	0.0	0.0	0.0	0.0	1.0	0.0	1.0	0.0	0.0	0.0	0.0	0.0	0.0
California State University	2481 - Chicano Studies -	1.02	100.0	100.0	0.0	0.0	100.0	0.0	0.0	0.0	0.0	1.0	1.0	0.0	0.0	1.0	0.0	0.0	0.0	0.0
California State University	2481 - Child & Family Stu	1.02	100.0	0.0	100.0	0.0	0.0	0.0	0.0	0.0	0.0	1.0	0.0	1.0	0.0	0.0	0.0	0.0	0.0	0.0
California State University	2481 - Civil Engineering	1.02	0.0	100.0	0.0	0.0	100.0	0.0	0.0	0.0	0.0	0.0	1.0	0.0	0.0	1.0	0.0	0.0	0.0	0.0
California State University	2481 - Communication S	2.04	0.0	0.0	100.0	0.0	0.0	0.0	0.0	0.0	0.0	0.0	0.0	2.0	0.0	0.0	0.0	0.0	0.0	0.0
California State University	2481 - Computer Scienc	1.02	100.0	100.0	0.0	0.0	0.0	100.0	0.0	0.0	0.0	1.0	1.0	0.0	0.0	0.0	1.0	0.0	0.0	0.0
California State University	2481 - Criminal Justice -	1.02	100.0	0.0	100.0	0.0	0.0	0.0	0.0	0.0	0.0	1.0	0.0	1.0	0.0	0.0	0.0	0.0	0.0	0.0
California State University	2481 - Economics & Stat	1.02	0.0	100.0	0.0	100.0	0.0	0.0	0.0	0.0	0.0	0.0	1.0	0.0	1.0	0.0	0.0	0.0	0.0	0.0
California State University	2481 - Electrical & Comp	1.02	0.0	100.0	0.0	0.0	0.0	100.0	0.0	0.0	0.0	0.0	1.0	0.0	0.0	0.0	1.0	0.0	0.0	0.0
California State University	2481 - English - DEPART	1.02	100.0	0.0	100.0	0.0	0.0	0.0	0.0	0.0	0.0	1.0	0.0	1.0	0.0	0.0	0.0	0.0	0.0	0.0
California State University	2481 - Finance and Law	1.02	0.0	100.0	0.0	0.0	0.0	100.0	0.0	0.0	0.0	0.0	1.0	0.0	0.0	0.0	1.0	0.0	0.0	0.0
California State University	2481 - Geological Scienc	1.02	0.0	100.0	0.0	0.0	0.0	100.0	0.0	0.0	0.0	0.0	1.0	0.0	0.0	0.0	1.0	0.0	0.0	0.0
California State University	2481 - History - DEPART	1.02	0.0	0.0	100.0	0.0	0.0	0.0	0.0	0.0	0.0	0.0	0.0	1.0	0.0	0.0	0.0	0.0	0.0	0.0
California State University	2481 - Information Syste	1.02	0.0	100.0	0.0	0.0	0.0	100.0	0.0	0.0	0.0	0.0	1.0	0.0	0.0	0.0	1.0	0.0	0.0	0.0
California State University	2481 - Kinesiology & Nut	1.02	100.0	100.0	0.0	0.0	0.0	100.0	0.0	0.0	0.0	1.0	1.0	0.0	0.0	0.0	1.0	0.0	0.0	0.0
California State University	2481 - Latin American St	1.02	100.0	0.0	100.0	0.0	0.0	0.0	0.0	0.0	0.0	1.0	0.0	1.0	0.0	0.0	0.0	0.0	0.0	0.0
California State University	2481 - Liberal Studies - D	1.02	0.0	0.0	100.0	0.0	0.0	0.0	0.0	0.0	0.0	0.0	0.0	1.0	0.0	0.0	0.0	0.0	0.0	0.0
California State University	2481 - Management - DE	1.02	0.0	100.0	0.0	0.0	0.0	100.0	0.0	0.0	0.0	0.0	1.0	0.0	0.0	0.0	1.0	0.0	0.0	0.0

California State University, Los Angeles
Internal Availability

Snapshot Date: 10/31/2023

AAP: California State University, Los Angeles

Job Group: 7 - Management Occupations

Plan	Feeder	Wght (%)	Raw (%)									Weighted (%)								
			F	MIN	W	AA	H	A	NA	PI	2+	F	MIN	W	AA	H	A	NA	PI	2+
California State University	2481 - Mathematics - DE	1.02	100.0	100.0	0.0	0.0	0.0	100.0	0.0	0.0	0.0	1.0	1.0	0.0	0.0	0.0	1.0	0.0	0.0	0.0
California State University	2481 - Mechanical Engin	1.02	0.0	0.0	100.0	0.0	0.0	0.0	0.0	0.0	0.0	0.0	0.0	1.0	0.0	0.0	0.0	0.0	0.0	0.0
California State University	2481 - Natural & Social S	1.02	100.0	0.0	100.0	0.0	0.0	0.0	0.0	0.0	0.0	1.0	0.0	1.0	0.0	0.0	0.0	0.0	0.0	0.0
California State University	2481 - Nursing - DEPART	1.02	100.0	100.0	0.0	0.0	100.0	0.0	0.0	0.0	0.0	1.0	1.0	0.0	0.0	1.0	0.0	0.0	0.0	0.0
California State University	2481 - Pan African Studie	1.02	0.0	100.0	0.0	100.0	0.0	0.0	0.0	0.0	0.0	0.0	1.0	0.0	1.0	0.0	0.0	0.0	0.0	0.0
California State University	2481 - Philosophy - DEP	1.02	0.0	0.0	100.0	0.0	0.0	0.0	0.0	0.0	0.0	0.0	0.0	1.0	0.0	0.0	0.0	0.0	0.0	0.0
California State University	2481 - Physics and Astro	1.02	0.0	0.0	100.0	0.0	0.0	0.0	0.0	0.0	0.0	0.0	0.0	1.0	0.0	0.0	0.0	0.0	0.0	0.0
California State University	2481 - Political Science -	1.02	0.0	0.0	100.0	0.0	0.0	0.0	0.0	0.0	0.0	0.0	0.0	1.0	0.0	0.0	0.0	0.0	0.0	0.0
California State University	2481 - Psychology - DEP	1.02	100.0	0.0	100.0	0.0	0.0	0.0	0.0	0.0	0.0	1.0	0.0	1.0	0.0	0.0	0.0	0.0	0.0	0.0
California State University	2481 - Public Health - DE	1.02	0.0	0.0	100.0	0.0	0.0	0.0	0.0	0.0	0.0	0.0	0.0	1.0	0.0	0.0	0.0	0.0	0.0	0.0
California State University	2481 - Social Work - DEP	1.02	100.0	100.0	0.0	0.0	0.0	100.0	0.0	0.0	0.0	1.0	1.0	0.0	0.0	0.0	1.0	0.0	0.0	0.0
California State University	2481 - Sociology - DEPAR	1.02	100.0	0.0	100.0	0.0	0.0	0.0	0.0	0.0	0.0	1.0	0.0	1.0	0.0	0.0	0.0	0.0	0.0	0.0
California State University	2481 - Theatre Arts and D	1.02	100.0	0.0	100.0	0.0	0.0	0.0	0.0	0.0	0.0	1.0	0.0	1.0	0.0	0.0	0.0	0.0	0.0	0.0
California State University	2481 - TVFM - DEPARTM	1.02	100.0	0.0	100.0	0.0	0.0	0.0	0.0	0.0	0.0	1.0	0.0	1.0	0.0	0.0	0.0	0.0	0.0	0.0
California State University	6 - Librarians, Curators,	12.24	86.7	60.0	40.0	6.7	26.7	26.7	0.0	0.0	0.0	10.6	7.3	4.9	0.8	3.3	3.3	0.0	0.0	0.0
California State University	7 - Management Occupa	12.24	54.5	78.3	21.7	15.3	39.2	21.7	0.0	0.0	2.1	6.7	9.6	2.7	1.9	4.8	2.7	0.0	0.0	0.3
California State University	8354 - SERGEANT	7.14	25.0	75.0	25.0	25.0	25.0	25.0	0.0	0.0	0.0	1.8	5.4	1.8	1.8	1.8	1.8	0.0	0.0	0.0
California State University	8800 - POLICE DISPATC	6.12	66.7	100.0	0.0	0.0	66.7	0.0	0.0	0.0	33.3	4.1	6.1	0.0	0.0	4.1	0.0	0.0	0.0	2.0
California State University	9 - Office and Administra	12.24	80.8	91.6	8.4	6.1	63.6	19.2	0.0	0.0	2.7	9.9	11.2	1.0	0.8	7.8	2.3	0.0	0.0	0.3
Total:		100.00										60.6	68.2	31.8	7.6	32.1	25.5	0.0	0.0	3.0

California State University, Los Angeles
Comparison of Incumbency to Availability and Placement Goals

Snapshot Date: 10/31/2023

Job Group: 1 - Business and Financial Operations Occupations
Test: Whole Person
Total Employees: 35

	Total	
	FEMALE	MINORITY
Employees (#)	29	32
Employees (%)	82.9	91.4
Availability (%) Goal	74.7	68.0
Test: Whole Person	NO	NO
Add'l Needed to Eliminate Problem Area (#)	0	0

California State University, Los Angeles
Comparison of Incumbency to Availability and Placement Goals

Snapshot Date: 10/31/2023

Job Group: 10 - Student and Acad Affrs and Other Educ Svcs Occ
Test: Whole Person
Total Employees: 193

	Total	
	FEMALE	MINORITY
Employees (#)	114	180
Employees (%)	59.1	93.3
Availability (%) Goal	57.1	66.6
Test: Whole Person	NO	NO
Add'l Needed to Eliminate Problem Area (#)	0	0

California State University, Los Angeles
Comparison of Incumbency to Availability and Placement Goals

Snapshot Date: 10/31/2023

Job Group: 12 - 102400 - Postsecondary Teachers
Test: Whole Person
Total Employees: 20

	Total	
	FEMALE	MINORITY
Employees (#)	5	14
Employees (%)	25.0	70.0
Availability (%) Goal	59.2	28.5
Test: Whole Person	YES	NO
Add'l Needed to Eliminate Problem Area (#)	6	0

California State University, Los Angeles
Comparison of Incumbency to Availability and Placement Goals

Snapshot Date: 10/31/2023

Job Group: 12 - 200300 - Postsecondary Teachers
Test: Whole Person
Total Employees: 3

	Total	
	FEMALE	MINORITY
Employees (#)	1	2
Employees (%)	33.3	66.7
Availability (%) Goal	59.2	28.5
Test: Whole Person	NO	NO
Add'l Needed to Eliminate Problem Area (#)	0	0

California State University, Los Angeles
Comparison of Incumbency to Availability and Placement Goals

Snapshot Date: 10/31/2023

Job Group: 12 - 201000 - Postsecondary Teachers
Test: Whole Person
Total Employees: 2

	Total	
	FEMALE	MINORITY
Employees (#)	1	1
Employees (%)	50.0	50.0
Availability (%) Goal	50.9	19.2
Test: Whole Person	NO	NO
Add'l Needed to Eliminate Problem Area (#)	0	0

California State University, Los Angeles
Comparison of Incumbency to Availability and Placement Goals

Snapshot Date: 10/31/2023

Job Group: 12 - 201010 - Postsecondary Teachers
Test: Whole Person
Total Employees: 63

	Total	
	FEMALE	MINORITY
Employees (#)	33	31
Employees (%)	52.4	49.2
Availability (%) Goal	44.5	20.6
Test: Whole Person	NO	NO
Add'l Needed to Eliminate Problem Area (#)	0	0

California State University, Los Angeles
Comparison of Incumbency to Availability and Placement Goals

Snapshot Date: 10/31/2023

Job Group: 12 - 201015 - Postsecondary Teachers
Test: Whole Person
Total Employees: 52

	Total	
	FEMALE	MINORITY
Employees (#)	31	34
Employees (%)	59.6	65.4
Availability (%) Goal	63.9	23.7
Test: Whole Person	YES	NO
Add'l Needed to Eliminate Problem Area (#)	2	0

California State University, Los Angeles
Comparison of Incumbency to Availability and Placement Goals

Snapshot Date: 10/31/2023

Job Group: 12 - 201020 - Postsecondary Teachers
Test: Whole Person
Total Employees: 63

	Total	
	FEMALE	MINORITY
Employees (#)	34	35
Employees (%)	54.0	55.6
Availability (%) Goal	59.6	17.1
Test: Whole Person	YES	NO
Add'l Needed to Eliminate Problem Area (#)	3	0

California State University, Los Angeles
Comparison of Incumbency to Availability and Placement Goals

Snapshot Date: 10/31/2023

Job Group: 12 - 201025 - Postsecondary Teachers
Test: Whole Person
Total Employees: 12

	Total	
	FEMALE	MINORITY
Employees (#)	6	6
Employees (%)	50.0	50.0
Availability (%) Goal	52.9	29.6
Test: Whole Person	NO	NO
Add'l Needed to Eliminate Problem Area (#)	0	0

California State University, Los Angeles
Comparison of Incumbency to Availability and Placement Goals

Snapshot Date: 10/31/2023

Job Group: 12 - 201030 - Postsecondary Teachers
Test: Whole Person
Total Employees: 16

	Total	
	FEMALE	MINORITY
Employees (#)	9	12
Employees (%)	56.3	75.0
Availability (%) Goal	60.3	20.9
Test: Whole Person	NO	NO
Add'l Needed to Eliminate Problem Area (#)	0	0

California State University, Los Angeles
Comparison of Incumbency to Availability and Placement Goals

Snapshot Date: 10/31/2023

Job Group: 12 - 201035 - Postsecondary Teachers
Test: Whole Person
Total Employees: 39

	Total	
	FEMALE	MINORITY
Employees (#)	13	13
Employees (%)	33.3	33.3
Availability (%) Goal	44.5	20.6
Test: Whole Person	YES	NO
Add'l Needed to Eliminate Problem Area (#)	4	0

California State University, Los Angeles
Comparison of Incumbency to Availability and Placement Goals

Snapshot Date: 10/31/2023

Job Group: 12 - 201040 - Postsecondary Teachers
Test: Whole Person
Total Employees: 17

Total		
	FEMALE	MINORITY
Employees (#)	5	5
Employees (%)	29.4	29.4
Availability (%) Goal	44.5	20.6
Test: Whole Person	YES	NO
Add'l Needed to Eliminate Problem Area (#)	2	0

California State University, Los Angeles
Comparison of Incumbency to Availability and Placement Goals

Snapshot Date: 10/31/2023

Job Group: 12 - 201045 - Postsecondary Teachers
Test: Whole Person
Total Employees: 21

	Total	
	FEMALE	MINORITY
Employees (#)	15	10
Employees (%)	71.4	47.6
Availability (%) Goal	60.3	20.9
Test: Whole Person	NO	NO
Add'l Needed to Eliminate Problem Area (#)	0	0

California State University, Los Angeles
Comparison of Incumbency to Availability and Placement Goals

Snapshot Date: 10/31/2023

Job Group: 12 - 201055 - Postsecondary Teachers
Test: Whole Person
Total Employees: 40

	Total	
	FEMALE	MINORITY
Employees (#)	19	22
Employees (%)	47.5	55.0
Availability (%) Goal	61.0	21.5
Test: Whole Person	YES	NO
Add'l Needed to Eliminate Problem Area (#)	5	0

California State University, Los Angeles
Comparison of Incumbency to Availability and Placement Goals

Snapshot Date: 10/31/2023

Job Group: 12 - 201075 - Postsecondary Teachers
Test: Whole Person
Total Employees: 14

	Total	
	FEMALE	MINORITY
Employees (#)	12	11
Employees (%)	85.7	78.6
Availability (%) Goal	62.1	28.5
Test: Whole Person	NO	NO
Add'l Needed to Eliminate Problem Area (#)	0	0

California State University, Los Angeles
Comparison of Incumbency to Availability and Placement Goals

Snapshot Date: 10/31/2023

Job Group: 12 - 201200 - Postsecondary Teachers
Test: Whole Person
Total Employees: 4

	Total	
	FEMALE	MINORITY
Employees (#)	2	3
Employees (%)	50.0	75.0
Availability (%) Goal	59.2	28.5
Test: Whole Person	NO	NO
Add'l Needed to Eliminate Problem Area (#)	0	0

California State University, Los Angeles
Comparison of Incumbency to Availability and Placement Goals

Snapshot Date: 10/31/2023

Job Group: 12 - 201205 - Postsecondary Teachers
Test: Whole Person
Total Employees: 24

	Total	
	FEMALE	MINORITY
Employees (#)	11	17
Employees (%)	45.8	70.8
Availability (%) Goal	59.2	28.5
Test: Whole Person	YES	NO
Add'l Needed to Eliminate Problem Area (#)	3	0

California State University, Los Angeles
Comparison of Incumbency to Availability and Placement Goals

Snapshot Date: 10/31/2023

Job Group: 12 - 201210 - Postsecondary Teachers
Test: Whole Person
Total Employees: 32

	Total	
	FEMALE	MINORITY
Employees (#)	10	23
Employees (%)	31.3	71.9
Availability (%) Goal	24.7	30.7
Test: Whole Person	NO	NO
Add'l Needed to Eliminate Problem Area (#)	0	0

California State University, Los Angeles
Comparison of Incumbency to Availability and Placement Goals

Snapshot Date: 10/31/2023

Job Group: 12 - 201215 - Postsecondary Teachers
Test: Whole Person
Total Employees: 19

Total		
	FEMALE	MINORITY
Employees (#)	9	14
Employees (%)	47.4	73.7
Availability (%) Goal	52.9	29.6
Test: Whole Person	YES	NO
Add'l Needed to Eliminate Problem Area (#)	1	0

California State University, Los Angeles
Comparison of Incumbency to Availability and Placement Goals

Snapshot Date: 10/31/2023

Job Group: 12 - 201220 - Postsecondary Teachers
Test: Whole Person
Total Employees: 19

	Total	
	FEMALE	MINORITY
Employees (#)	4	14
Employees (%)	21.1	73.7
Availability (%) Goal	43.6	37.1
Test: Whole Person	YES	NO
Add'l Needed to Eliminate Problem Area (#)	4	0

California State University, Los Angeles
Comparison of Incumbency to Availability and Placement Goals

Snapshot Date: 10/31/2023

Job Group: 12 - 201225 - Postsecondary Teachers
Test: Whole Person
Total Employees: 67

	Total	
	FEMALE	MINORITY
Employees (#)	30	39
Employees (%)	44.8	58.2
Availability (%) Goal	59.2	28.5
Test: Whole Person	YES	NO
Add'l Needed to Eliminate Problem Area (#)	9	0

California State University, Los Angeles
Comparison of Incumbency to Availability and Placement Goals

Snapshot Date: 10/31/2023

Job Group: 12 - 201230 - Postsecondary Teachers
Test: Whole Person
Total Employees: 28

	Total	
	FEMALE	MINORITY
Employees (#)	15	19
Employees (%)	53.6	67.9
Availability (%) Goal	59.2	28.5
Test: Whole Person	YES	NO
Add'l Needed to Eliminate Problem Area (#)	1	0

California State University, Los Angeles
Comparison of Incumbency to Availability and Placement Goals

Snapshot Date: 10/31/2023

Job Group: 12 - 201400 - Postsecondary Teachers
Test: Whole Person
Total Employees: 1

	Total	
	FEMALE	MINORITY
Employees (#)	1	0
Employees (%)	100.0	0.0
Availability (%) Goal	79.5	30.6
Test: Whole Person	NO	NO
Add'l Needed to Eliminate Problem Area (#)	0	0

California State University, Los Angeles
Comparison of Incumbency to Availability and Placement Goals

Snapshot Date: 10/31/2023

Job Group: 12 - 201402 - Postsecondary Teachers
Test: Whole Person
Total Employees: 4

	Total	
	FEMALE	MINORITY
Employees (#)	2	3
Employees (%)	50.0	75.0
Availability (%) Goal	70.1	32.4
Test: Whole Person	NO	NO
Add'l Needed to Eliminate Problem Area (#)	0	0

California State University, Los Angeles
Comparison of Incumbency to Availability and Placement Goals

Snapshot Date: 10/31/2023

Job Group: 12 - 201410 - Postsecondary Teachers
Test: Whole Person
Total Employees: 47

	Total	
	FEMALE	MINORITY
Employees (#)	34	24
Employees (%)	72.3	51.1
Availability (%) Goal	70.8	31.9
Test: Whole Person	NO	NO
Add'l Needed to Eliminate Problem Area (#)	0	0

California State University, Los Angeles
Comparison of Incumbency to Availability and Placement Goals

Snapshot Date: 10/31/2023

Job Group: 12 - 201415 - Postsecondary Teachers
Test: Whole Person
Total Employees: 48

	Total	
	FEMALE	MINORITY
Employees (#)	24	36
Employees (%)	50.0	75.0
Availability (%) Goal	70.1	32.4
Test: Whole Person	YES	NO
Add'l Needed to Eliminate Problem Area (#)	9	0

California State University, Los Angeles
Comparison of Incumbency to Availability and Placement Goals

Snapshot Date: 10/31/2023

Job Group: 12 - 201420 - Postsecondary Teachers
Test: Whole Person
Total Employees: 73

	Total	
	FEMALE	MINORITY
Employees (#)	58	45
Employees (%)	79.5	61.6
Availability (%) Goal	70.8	31.9
Test: Whole Person	NO	NO
Add'l Needed to Eliminate Problem Area (#)	0	0

California State University, Los Angeles
Comparison of Incumbency to Availability and Placement Goals

Snapshot Date: 10/31/2023

Job Group: 12 - 201500 - Postsecondary Teachers
Test: Whole Person
Total Employees: 7

	Total	
	FEMALE	MINORITY
Employees (#)	1	2
Employees (%)	14.3	28.6
Availability (%) Goal	26.0	31.2
Test: Whole Person	NO	NO
Add'l Needed to Eliminate Problem Area (#)	0	0

California State University, Los Angeles
Comparison of Incumbency to Availability and Placement Goals

Snapshot Date: 10/31/2023

Job Group: 12 - 201501 - Postsecondary Teachers
Test: Whole Person
Total Employees: 3

	Total	
	FEMALE	MINORITY
Employees (#)	1	0
Employees (%)	33.3	0.0
Availability (%) Goal	59.2	28.5
Test: Whole Person	NO	NO
Add'l Needed to Eliminate Problem Area (#)	0	0

California State University, Los Angeles
Comparison of Incumbency to Availability and Placement Goals

Snapshot Date: 10/31/2023

Job Group: 12 - 201505 - Postsecondary Teachers
Test: Whole Person
Total Employees: 22

	Total	
	FEMALE	MINORITY
Employees (#)	5	15
Employees (%)	22.7	68.2
Availability (%) Goal	29.8	28.2
Test: Whole Person	YES	NO
Add'l Needed to Eliminate Problem Area (#)	1	0

California State University, Los Angeles
Comparison of Incumbency to Availability and Placement Goals

Snapshot Date: 10/31/2023

Job Group: 12 - 201510 - Postsecondary Teachers
Test: Whole Person
Total Employees: 54

	Total	
	FEMALE	MINORITY
Employees (#)	15	40
Employees (%)	27.8	74.1
Availability (%) Goal	24.7	30.7
Test: Whole Person	NO	NO
Add'l Needed to Eliminate Problem Area (#)	0	0

California State University, Los Angeles
Comparison of Incumbency to Availability and Placement Goals

Snapshot Date: 10/31/2023

Job Group: 12 - 201515 - Postsecondary Teachers
Test: Whole Person
Total Employees: 16

	Total	
	FEMALE	MINORITY
Employees (#)	3	9
Employees (%)	18.8	56.3
Availability (%) Goal	16.3	37.0
Test: Whole Person	NO	NO
Add'l Needed to Eliminate Problem Area (#)	0	0

California State University, Los Angeles
Comparison of Incumbency to Availability and Placement Goals

Snapshot Date: 10/31/2023

Job Group: 12 - 201520 - Postsecondary Teachers
Test: Whole Person
Total Employees: 27

	Total	
	FEMALE	MINORITY
Employees (#)	4	12
Employees (%)	14.8	44.4
Availability (%) Goal	16.7	25.5
Test: Whole Person	NO	NO
Add'l Needed to Eliminate Problem Area (#)	0	0

California State University, Los Angeles
Comparison of Incumbency to Availability and Placement Goals

Snapshot Date: 10/31/2023

Job Group: 12 - 201525 - Postsecondary Teachers
Test: Whole Person
Total Employees: 20

	Total	
	FEMALE	MINORITY
Employees (#)	5	15
Employees (%)	25.0	75.0
Availability (%) Goal	24.7	30.7
Test: Whole Person	NO	NO
Add'l Needed to Eliminate Problem Area (#)	0	0

California State University, Los Angeles
Comparison of Incumbency to Availability and Placement Goals

Snapshot Date: 10/31/2023

Job Group: 12 - 201605 - Postsecondary Teachers
Test: Whole Person
Total Employees: 51

	Total	
	FEMALE	MINORITY
Employees (#)	43	34
Employees (%)	84.3	66.7
Availability (%) Goal	62.1	28.5
Test: Whole Person	NO	NO
Add'l Needed to Eliminate Problem Area (#)	0	0

California State University, Los Angeles
Comparison of Incumbency to Availability and Placement Goals

Snapshot Date: 10/31/2023

Job Group: 12 - 201610 - Postsecondary Teachers
Test: Whole Person
Total Employees: 33

	Total	
	FEMALE	MINORITY
Employees (#)	24	17
Employees (%)	72.7	51.5
Availability (%) Goal	63.9	23.7
Test: Whole Person	NO	NO
Add'l Needed to Eliminate Problem Area (#)	0	0

California State University, Los Angeles
Comparison of Incumbency to Availability and Placement Goals

Snapshot Date: 10/31/2023

Job Group: 12 - 201611 - Postsecondary Teachers
Test: Whole Person
Total Employees: 2

	Total	
	FEMALE	MINORITY
Employees (#)	2	0
Employees (%)	100.0	0.0
Availability (%) Goal	71.9	32.7
Test: Whole Person	NO	NO
Add'l Needed to Eliminate Problem Area (#)	0	0

California State University, Los Angeles
Comparison of Incumbency to Availability and Placement Goals

Snapshot Date: 10/31/2023

Job Group: 12 - 201615 - Postsecondary Teachers
Test: Whole Person
Total Employees: 41

	Total	
	FEMALE	MINORITY
Employees (#)	26	22
Employees (%)	63.4	53.7
Availability (%) Goal	59.2	28.5
Test: Whole Person	NO	NO
Add'l Needed to Eliminate Problem Area (#)	0	0

California State University, Los Angeles
Comparison of Incumbency to Availability and Placement Goals

Snapshot Date: 10/31/2023

Job Group: 12 - 201620 - Postsecondary Teachers
Test: Whole Person
Total Employees: 22

	Total	
	FEMALE	MINORITY
Employees (#)	16	13
Employees (%)	72.7	59.1
Availability (%) Goal	71.9	32.7
Test: Whole Person	NO	NO
Add'l Needed to Eliminate Problem Area (#)	0	0

California State University, Los Angeles
Comparison of Incumbency to Availability and Placement Goals

Snapshot Date: 10/31/2023

Job Group: 12 - 201625 - Postsecondary Teachers
Test: Whole Person
Total Employees: 78

	Total	
	FEMALE	MINORITY
Employees (#)	44	61
Employees (%)	56.4	78.2
Availability (%) Goal	71.9	32.7
Test: Whole Person	YES	NO
Add'l Needed to Eliminate Problem Area (#)	12	0

California State University, Los Angeles
Comparison of Incumbency to Availability and Placement Goals

Snapshot Date: 10/31/2023

Job Group: 12 - 201630 - Postsecondary Teachers
Test: Whole Person
Total Employees: 48

	Total	
	FEMALE	MINORITY
Employees (#)	38	30
Employees (%)	79.2	62.5
Availability (%) Goal	71.9	32.7
Test: Whole Person	NO	NO
Add'l Needed to Eliminate Problem Area (#)	0	0

California State University, Los Angeles
Comparison of Incumbency to Availability and Placement Goals

Snapshot Date: 10/31/2023

Job Group: 12 - 201635 - Postsecondary Teachers
Test: Whole Person
Total Employees: 57

	Total	
	FEMALE	MINORITY
Employees (#)	39	45
Employees (%)	68.4	78.9
Availability (%) Goal	77.8	35.3
Test: Whole Person	YES	NO
Add'l Needed to Eliminate Problem Area (#)	5	0

California State University, Los Angeles
Comparison of Incumbency to Availability and Placement Goals

Snapshot Date: 10/31/2023

Job Group: 12 - 201640 - Postsecondary Teachers
Test: Whole Person
Total Employees: 8

	Total	
	FEMALE	MINORITY
Employees (#)	3	6
Employees (%)	37.5	75.0
Availability (%) Goal	43.3	25.3
Test: Whole Person	NO	NO
Add'l Needed to Eliminate Problem Area (#)	0	0

California State University, Los Angeles
Comparison of Incumbency to Availability and Placement Goals

Snapshot Date: 10/31/2023

Job Group: 12 - 201650 - Postsecondary Teachers
Test: Whole Person
Total Employees: 1

	Total	
	FEMALE	MINORITY
Employees (#)	1	1
Employees (%)	100.0	100.0
Availability (%) Goal	59.2	28.5
Test: Whole Person	NO	NO
Add'l Needed to Eliminate Problem Area (#)	0	0

California State University, Los Angeles
Comparison of Incumbency to Availability and Placement Goals

Snapshot Date: 10/31/2023

Job Group: 12 - 201665 - Postsecondary Teachers
Test: Whole Person
Total Employees: 20

	Total	
	FEMALE	MINORITY
Employees (#)	18	10
Employees (%)	90.0	50.0
Availability (%) Goal	71.9	32.7
Test: Whole Person	NO	NO
Add'l Needed to Eliminate Problem Area (#)	0	0

California State University, Los Angeles
Comparison of Incumbency to Availability and Placement Goals

Snapshot Date: 10/31/2023

Job Group: 12 - 201700 - Postsecondary Teachers
Test: Whole Person
Total Employees: 25

	Total	
	FEMALE	MINORITY
Employees (#)	13	14
Employees (%)	52.0	56.0
Availability (%) Goal	43.3	25.3
Test: Whole Person	NO	NO
Add'l Needed to Eliminate Problem Area (#)	0	0

California State University, Los Angeles
Comparison of Incumbency to Availability and Placement Goals

Snapshot Date: 10/31/2023

Job Group: 12 - 201705 - Postsecondary Teachers
Test: Whole Person
Total Employees: 16

	Total	
	FEMALE	MINORITY
Employees (#)	12	4
Employees (%)	75.0	25.0
Availability (%) Goal	52.9	29.6
Test: Whole Person	NO	NO
Add'l Needed to Eliminate Problem Area (#)	0	0

California State University, Los Angeles
Comparison of Incumbency to Availability and Placement Goals

Snapshot Date: 10/31/2023

Job Group: 12 - 201707 - Postsecondary Teachers
Test: Whole Person
Total Employees: 7

	Total	
	FEMALE	MINORITY
Employees (#)	4	7
Employees (%)	57.1	100.0
Availability (%) Goal	43.9	19.8
Test: Whole Person	NO	NO
Add'l Needed to Eliminate Problem Area (#)	0	0

California State University, Los Angeles
Comparison of Incumbency to Availability and Placement Goals

Snapshot Date: 10/31/2023

Job Group: 12 - 201710 - Postsecondary Teachers
Test: Whole Person
Total Employees: 50

	Total	
	FEMALE	MINORITY
Employees (#)	29	29
Employees (%)	58.0	58.0
Availability (%) Goal	53.7	29.4
Test: Whole Person	NO	NO
Add'l Needed to Eliminate Problem Area (#)	0	0

California State University, Los Angeles
Comparison of Incumbency to Availability and Placement Goals

Snapshot Date: 10/31/2023

Job Group: 12 - 201715 - Postsecondary Teachers
Test: Whole Person
Total Employees: 44

	Total	
	FEMALE	MINORITY
Employees (#)	16	32
Employees (%)	36.4	72.7
Availability (%) Goal	50.5	28.3
Test: Whole Person	YES	NO
Add'l Needed to Eliminate Problem Area (#)	6	0

California State University, Los Angeles
Comparison of Incumbency to Availability and Placement Goals

Snapshot Date: 10/31/2023

Job Group: 12 - 201720 - Postsecondary Teachers
Test: Whole Person
Total Employees: 39

	Total	
	FEMALE	MINORITY
Employees (#)	26	38
Employees (%)	66.7	97.4
Availability (%) Goal	52.9	29.6
Test: Whole Person	NO	NO
Add'l Needed to Eliminate Problem Area (#)	0	0

California State University, Los Angeles
Comparison of Incumbency to Availability and Placement Goals

Snapshot Date: 10/31/2023

Job Group: 12 - 201730 - Postsecondary Teachers
Test: Whole Person
Total Employees: 23

	Total	
	FEMALE	MINORITY
Employees (#)	14	13
Employees (%)	60.9	56.5
Availability (%) Goal	35.6	20.9
Test: Whole Person	NO	NO
Add'l Needed to Eliminate Problem Area (#)	0	0

California State University, Los Angeles
Comparison of Incumbency to Availability and Placement Goals

Snapshot Date: 10/31/2023

Job Group: 12 - 201735 - Postsecondary Teachers
Test: Whole Person
Total Employees: 27

	Total	
	FEMALE	MINORITY
Employees (#)	13	12
Employees (%)	48.1	44.4
Availability (%) Goal	43.9	19.8
Test: Whole Person	NO	NO
Add'l Needed to Eliminate Problem Area (#)	0	0

California State University, Los Angeles
Comparison of Incumbency to Availability and Placement Goals

Snapshot Date: 10/31/2023

Job Group: 12 - 201740 - Postsecondary Teachers
Test: Whole Person
Total Employees: 9

	Total	
	FEMALE	MINORITY
Employees (#)	7	8
Employees (%)	77.8	88.9
Availability (%) Goal	43.9	19.8
Test: Whole Person	NO	NO
Add'l Needed to Eliminate Problem Area (#)	0	0

California State University, Los Angeles
Comparison of Incumbency to Availability and Placement Goals

Snapshot Date: 10/31/2023

Job Group: 12 - 201745 - Postsecondary Teachers
Test: Whole Person
Total Employees: 64

	Total	
	FEMALE	MINORITY
Employees (#)	30	39
Employees (%)	46.9	60.9
Availability (%) Goal	43.3	25.3
Test: Whole Person	NO	NO
Add'l Needed to Eliminate Problem Area (#)	0	0

California State University, Los Angeles
Comparison of Incumbency to Availability and Placement Goals

Snapshot Date: 10/31/2023

Job Group: 12 - 201750 - Postsecondary Teachers
Test: Whole Person
Total Employees: 15

	Total	
	FEMALE	MINORITY
Employees (#)	6	15
Employees (%)	40.0	100.0
Availability (%) Goal	43.9	19.8
Test: Whole Person	NO	NO
Add'l Needed to Eliminate Problem Area (#)	0	0

California State University, Los Angeles
Comparison of Incumbency to Availability and Placement Goals

Snapshot Date: 10/31/2023

Job Group: 12 - 201755 - Postsecondary Teachers
Test: Whole Person
Total Employees: 30

	Total	
	FEMALE	MINORITY
Employees (#)	12	11
Employees (%)	40.0	36.7
Availability (%) Goal	18.8	20.6
Test: Whole Person	NO	NO
Add'l Needed to Eliminate Problem Area (#)	0	0

California State University, Los Angeles
Comparison of Incumbency to Availability and Placement Goals

Snapshot Date: 10/31/2023

Job Group: 12 - 201760 - Postsecondary Teachers
Test: Whole Person
Total Employees: 24

Total		
	FEMALE	MINORITY
Employees (#)	8	13
Employees (%)	33.3	54.2
Availability (%) Goal	52.9	29.6
Test: Whole Person	YES	NO
Add'l Needed to Eliminate Problem Area (#)	4	0

California State University, Los Angeles
Comparison of Incumbency to Availability and Placement Goals

Snapshot Date: 10/31/2023

Job Group: 12 - 201765 - Postsecondary Teachers
Test: Whole Person
Total Employees: 53

	Total	
	FEMALE	MINORITY
Employees (#)	31	30
Employees (%)	58.5	56.6
Availability (%) Goal	62.1	28.5
Test: Whole Person	YES	NO
Add'l Needed to Eliminate Problem Area (#)	1	0

California State University, Los Angeles
Comparison of Incumbency to Availability and Placement Goals

Snapshot Date: 10/31/2023

Job Group: 12 - 201770 - Postsecondary Teachers
Test: Whole Person
Total Employees: 33

	Total	
	FEMALE	MINORITY
Employees (#)	21	19
Employees (%)	63.6	57.6
Availability (%) Goal	52.9	29.6
Test: Whole Person	NO	NO
Add'l Needed to Eliminate Problem Area (#)	0	0

California State University, Los Angeles
Comparison of Incumbency to Availability and Placement Goals

Snapshot Date: 10/31/2023

Job Group: 12 - 201900 - Postsecondary Teachers
Test: Whole Person
Total Employees: 1

	Total	
	FEMALE	MINORITY
Employees (#)	0	1
Employees (%)	0.0	100.0
Availability (%) Goal	52.9	29.6
Test: Whole Person	NO	NO
Add'l Needed to Eliminate Problem Area (#)	0	0

California State University, Los Angeles
Comparison of Incumbency to Availability and Placement Goals

Snapshot Date: 10/31/2023

Job Group: 14 - Service Occupations
Test: Whole Person
Total Employees: 97

Total		
	FEMALE	MINORITY
Employees (#)	40	93
Employees (%)	41.2	95.9
Availability (%) Goal	46.9	86.9
Test: Whole Person	YES	NO
Add'l Needed to Eliminate Problem Area (#)	5	0

California State University, Los Angeles
Comparison of Incumbency to Availability and Placement Goals

Snapshot Date: 10/31/2023

Job Group: 2 - Community Serv, Legal, Arts, and Media Occ
Test: Whole Person
Total Employees: 27

	Total	
	FEMALE	MINORITY
Employees (#)	10	20
Employees (%)	37.0	74.1
Availability (%) Goal	58.6	53.7
Test: Whole Person	YES	NO
Add'l Needed to Eliminate Problem Area (#)	5	0

California State University, Los Angeles
Comparison of Incumbency to Availability and Placement Goals

Snapshot Date: 10/31/2023

Job Group: 3 - Computer, Engineering, and Science Occupations
Test: Whole Person
Total Employees: 82

	Total	
	FEMALE	MINORITY
Employees (#)	18	71
Employees (%)	22.0	86.6
Availability (%) Goal	30.3	63.2
Test: Whole Person	YES	NO
Add'l Needed to Eliminate Problem Area (#)	6	0

California State University, Los Angeles
Comparison of Incumbency to Availability and Placement Goals

Snapshot Date: 10/31/2023

Job Group: 4 - Graduate Assistants
Test: Whole Person
Total Employees: 15

	Total	
	FEMALE	MINORITY
Employees (#)	9	15
Employees (%)	60.0	100.0
Availability (%) Goal	58.9	57.2
Test: Whole Person	NO	NO
Add'l Needed to Eliminate Problem Area (#)	0	0

California State University, Los Angeles
Comparison of Incumbency to Availability and Placement Goals

Snapshot Date: 10/31/2023

Job Group: 5 - Healthcare Practitioners and Technical Occupations
Test: Whole Person
Total Employees: 19

	Total	
	FEMALE	MINORITY
Employees (#)	15	18
Employees (%)	78.9	94.7
Availability (%) Goal	72.1	65.1
Test: Whole Person	NO	NO
Add'l Needed to Eliminate Problem Area (#)	0	0

California State University, Los Angeles
Comparison of Incumbency to Availability and Placement Goals

Snapshot Date: 10/31/2023

Job Group: 6 - Librarians, Curators, and Archivists
Test: Whole Person
Total Employees: 15

	Total	
	FEMALE	MINORITY
Employees (#)	13	9
Employees (%)	86.7	60.0
Availability (%) Goal	68.7	39.2
Test: Whole Person	NO	NO
Add'l Needed to Eliminate Problem Area (#)	0	0

California State University, Los Angeles
Comparison of Incumbency to Availability and Placement Goals

Snapshot Date: 10/31/2023

Job Group: 7 - Management Occupations
Test: Whole Person
Total Employees: 189

	Total	
	FEMALE	MINORITY
Employees (#)	103	148
Employees (%)	54.5	78.3
Availability (%) Goal	64.0	45.4
Test: Whole Person	YES	NO
Add'l Needed to Eliminate Problem Area (#)	18	0

California State University, Los Angeles
Comparison of Incumbency to Availability and Placement Goals

Snapshot Date: 10/31/2023

Job Group: 8 - Natural Rsrces, Constructn, and Maintenance Occ
Test: Whole Person
Total Employees: 53

	Total	
	FEMALE	MINORITY
Employees (#)	0	46
Employees (%)	0.0	86.8
Availability (%) Goal	3.8	74.3
Test: Whole Person	YES	NO
Add'l Needed to Eliminate Problem Area (#)	2	0

California State University, Los Angeles
Comparison of Incumbency to Availability and Placement Goals

Snapshot Date: 10/31/2023

Job Group: 9 - Office and Administrative Support Occupations
Test: Whole Person
Total Employees: 261

	Total	
	FEMALE	MINORITY
Employees (#)	211	239
Employees (%)	80.8	91.6
Availability (%) Goal	84.6	58.0
Test: Whole Person	YES	NO
Add'l Needed to Eliminate Problem Area (#)	9	0

California State University, Los Angeles
Goals Progress

Job Group	Representation as of Previous AAP				Goal/Availability from Previous AAP	Placements*			Achieved?
	Total Employees	Gender/Race Groups	#	%		Total Placements	#	%	
02 - Community Serv, Legal, Arts, and Media Occ	26	Females Minority	14 22	53.8% 84.6%	62.1%				
03 - Computer, Engineering, and Science Occupations	80	Females Minority	17 72	21.3% 90.0%	33.7%				
07 - Management Occupations	186	Females Minority	101 137	54.3% 73.7%	63.3%				
08 - Natural Rsrces, Constructn, and Maintenance Occ	51	Females Minority	0 44	0.0% 86.3%	4.0%				
09 - Office and Administrative Support Occupations	254	Females Minority	211 230	83.1% 90.6%	85.0%				
12 - 102400 - Postsecondary Teachers	21	Females Minority	5 15	23.8% 71.4%	52.3%	24	6 16	25.0% 66.7%	NO
12 - 201010 - Postsecondary Teachers	61	Females Minority	30 27	49.2% 44.3%	52.3%	56	32 30	57.1% 53.6%	YES
12 - 201035 - Postsecondary Teachers	47	Females Minority	16 16	34.0% 34.0%	52.3%	43	13 11	30.2% 25.6%	NO
12 - 201040 - Postsecondary Teachers	20	Females Minority	5 7	25.0% 35.0%	52.3%	10	3 2	30.0% 20.0%	NO
12 - 201205 - Postsecondary Teachers	25	Females Minority	11 16	44.0% 64.0%	52.3%	7	2 4	28.6% 57.1%	NO
12 - 201210 - Postsecondary Teachers	25	Females Minority	9 18	36.0% 72.0%	52.3%	25	4 16	16.0% 64.0%	NO
12 - 201215 - Postsecondary Teachers	23	Females Minority	9 17	39.1% 73.9%	52.3%	14	6 9	42.9% 64.3%	NO

* Placements consist of hires and promotions into the target job group from 11/01/2022 to 10/31/2023

California State University, Los Angeles
Goals Progress

Job Group	Representation as of Previous AAP				Goal/Availability from Previous AAP	Placements*			Achieved?
	Total Employees	Gender/Race Groups	#	%		Total Placements	#	%	
12 - 201220 - Postsecondary Teachers	20	Females Minority	4 15	20.0% 75.0%	52.3%	9	4 6	44.4% 66.7%	NO
12 - 201225 - Postsecondary Teachers	61	Females Minority	28 37	45.9% 60.7%	52.3%	41	16 24	39.0% 58.5%	NO
12 - 201500 - Postsecondary Teachers	6	Females Minority	1 2	16.7% 33.3%	52.3%	25	8 16	32.0% 64.0%	NO
12 - 201505 - Postsecondary Teachers	23	Females Minority	5 15	21.7% 65.2%	52.3%	10	4 7	40.0% 70.0%	NO
12 - 201510 - Postsecondary Teachers	47	Females Minority	11 32	23.4% 68.1%	52.3%	72	18 54	25.0% 75.0%	NO
12 - 201515 - Postsecondary Teachers	15	Females Minority	4 7	26.7% 46.7%	52.3%	13	0 10	0.0% 76.9%	NO
12 - 201520 - Postsecondary Teachers	28	Females Minority	4 13	14.3% 46.4%	52.3%	22	5 8	22.7% 36.4%	NO
12 - 201525 - Postsecondary Teachers	23	Females Minority	6 15	26.1% 65.2%	52.3%	14	3 9	21.4% 64.3%	NO
12 - 201625 - Postsecondary Teachers	81	Females Minority	38 60	46.9% 74.1%	52.3%	87	44 78	50.6% 89.7%	NO
12 - 201715 - Postsecondary Teachers	47	Females Minority	16 33	34.0% 70.2%	52.3%	32	9 27	28.1% 84.4%	NO
12 - 201730 - Postsecondary Teachers	23	Females Minority	11 9	47.8% 39.1%	52.3%	22	15 20	68.2% 90.9%	YES
12 - 201745 - Postsecondary Teachers	63	Females Minority	29 37	46.0% 58.7%	52.3%	36	19 20	52.8% 55.6%	YES

* Placements consist of hires and promotions into the target job group from 11/01/2022 to 10/31/2023

California State University, Los Angeles
Goals Progress

Job Group	Representation as of Previous AAP				Goal/Availability from Previous AAP	Placements*			Achieved?
	Total Employees	Gender/Race Groups	#	%		Total Placements	#	%	
12 - 201750 - Postsecondary Teachers	16	Females	6	37.5%	52.3%	16	7	43.8%	NO
		Minority	16	100.0%			16	100.0%	
12 - 201755 - Postsecondary Teachers	31	Females	5	16.1%	52.3%	32	13	40.6%	NO
		Minority	12	38.7%			8	25.0%	
12 - 201760 - Postsecondary Teachers	25	Females	11	44.0%	52.3%	18	5	27.8%	NO
		Minority	16	64.0%			13	72.2%	
14 - Service Occupations	97	Females	39	40.2%	47.4%	34	13	38.2%	NO
		Minority	94	96.9%			33	97.1%	

* Placements consist of hires and promotions into the target job group from 11/01/2022 to 10/31/2023

California State University, Los Angeles
Personnel Transactions Summary

Snapshot Date: 10/31/2023

Job Group: 1 - Business and Financial Operations Occupations

Transaction Dates: 11/01/2022 To 10/31/2023

	<i>Applicants</i>				<i>Hires</i>			<i>Terminations (I)</i>			<i>Terminations (V)</i>		
	Males	Females	UNKNOWN (GENDER)	TOTAL RACE	Males	Females	TOTAL RACE	Males	Females	TOTAL RACE	Males	Females	TOTAL RACE
White	25	26	0	51	0	1	1	0	0	0	0	1	1
Afr. Amer.	1	5	0	6	0	0	0	0	0	0	0	0	0
Hispanic	5	28	0	33	0	3	3	1	0	1	0	3	3
Asian	23	47	0	70	1	1	2	0	0	0	0	0	0
Nat. Amer.	0	0	0	0	0	0	0	0	0	0	0	0	0
NHOPI	1	1	0	2	0	0	0	0	0	0	0	0	0
Two or More	0	1	0	1	0	1	1	0	0	0	0	0	0
Unknown (Race)	6	8	1	15									
Total	61	116	1	178	1	6	7	1	0	1	0	4	4
Total Minority	30	82	0	112	1	5	6	1	0	1	0	3	3

	<i>Promotions From</i>			<i>Promotions Into</i>			<i>Promotions Within</i>		
	Males	Females	TOTAL RACE	Males	Females	TOTAL RACE	Males	Females	TOTAL RACE
White	0	0	0	0	0	0	0	0	0
Afr. Amer.	0	0	0	0	0	0	0	0	0
Hispanic	0	0	0	0	0	0	0	1	1
Asian	0	0	0	0	0	0	0	0	0
Nat. Amer.	0	0	0	0	0	0	0	0	0
NHOPI	0	0	0	0	0	0	0	0	0
Two or More	0	0	0	0	0	0	0	0	0
Total	0	0	0	0	0	0	0	1	1
Total Minority	0	0	0	0	0	0	0	1	1

California State University, Los Angeles
Personnel Transactions Summary

Snapshot Date: 10/31/2023

Job Group: 10 - Student and Acad Affrs and Other Educ Svcs Occ

Transaction Dates: 11/01/2022 To 10/31/2023

	<i>Applicants</i>				<i>Hires</i>			<i>Terminations (I)</i>			<i>Terminations (V)</i>		
	Males	Females	UNKNOWN (GENDER)	TOTAL RACE	Males	Females	TOTAL RACE	Males	Females	TOTAL RACE	Males	Females	TOTAL RACE
White	174	294	15	483	5	4	9	0	1	1	0	1	1
Afr. Amer.	61	115	5	181	2	12	14	0	2	2	2	4	6
Hispanic	192	329	5	526	31	53	84	2	1	3	5	12	17
Asian	66	119	3	188	4	11	15	0	1	1	1	5	6
Nat. Amer.	0	0	0	0	0	0	0	0	0	0	0	0	0
NHOPI	2	6	0	8	1	0	1	0	0	0	0	0	0
Two or More	18	38	1	57	0	1	1	0	0	0	0	1	1
Unknown (Race)	29	59	37	125									
Total	542	960	66	1568	43	81	124	2	5	7	8	23	31
Total Minority	339	607	14	960	38	77	115	2	4	6	8	22	30

	<i>Promotions From</i>			<i>Promotions Into</i>			<i>Promotions Within</i>		
	Males	Females	TOTAL RACE	Males	Females	TOTAL RACE	Males	Females	TOTAL RACE
White	0	0	0	0	0	0	0	0	0
Afr. Amer.	0	0	0	1	0	1	0	0	0
Hispanic	1	2	3	0	1	1	0	2	2
Asian	0	0	0	0	0	0	0	0	0
Nat. Amer.	0	0	0	0	0	0	0	0	0
NHOPI	0	0	0	0	0	0	0	0	0
Two or More	0	0	0	0	0	0	0	0	0
Total	1	2	3	1	1	2	0	2	2
Total Minority	1	2	3	1	1	2	0	2	2

California State University, Los Angeles
Personnel Transactions Summary

Snapshot Date: 10/31/2023

Job Group: 100500 - Postsecondary Teachers

Transaction Dates: 11/01/2022 To 10/31/2023

	<i>Applicants</i>				<i>Hires</i>			<i>Terminations (I)</i>			<i>Terminations (V)</i>		
	Males	Females	UNKNOWN (GENDER)	TOTAL RACE	Males	Females	TOTAL RACE	Males	Females	TOTAL RACE	Males	Females	TOTAL RACE
White	0	0	0	0	0	0	0	0	0	0	0	0	0
Afr. Amer.	0	0	0	0	0	1	1	0	2	2	0	0	0
Hispanic	0	0	0	0	1	2	3	3	3	6	0	0	0
Asian	0	0	0	0	0	1	1	0	2	2	0	0	0
Nat. Amer.	0	0	0	0	0	1	1	0	1	1	0	0	0
NHOPI	0	0	0	0	0	0	0	0	0	0	0	0	0
Two or More	0	0	0	0	0	0	0	0	0	0	0	0	0
Unknown (Race)	0	0	0	0									
Total	0	0	0	0	1	5	6	3	8	11	0	0	0
Total Minority	0	0	0	0	1	5	6	3	8	11	0	0	0

	<i>Promotions From</i>			<i>Promotions Into</i>			<i>Promotions Within</i>		
	Males	Females	TOTAL RACE	Males	Females	TOTAL RACE	Males	Females	TOTAL RACE
White	0	0	0	0	0	0	0	0	0
Afr. Amer.	0	0	0	0	0	0	0	0	0
Hispanic	0	0	0	0	0	0	0	0	0
Asian	0	0	0	0	0	0	0	0	0
Nat. Amer.	0	0	0	0	0	0	0	0	0
NHOPI	0	0	0	0	0	0	0	0	0
Two or More	0	0	0	0	0	0	0	0	0
Total	0	0	0	0	0	0	0	0	0
Total Minority	0	0	0	0	0	0	0	0	0

California State University, Los Angeles
Personnel Transactions Summary

Snapshot Date: 10/31/2023

Job Group: 105005 - Postsecondary Teachers

Transaction Dates: 11/01/2022 To 10/31/2023

	<i>Applicants</i>				<i>Hires</i>			<i>Terminations (I)</i>			<i>Terminations (V)</i>		
	Males	Females	UNKNOWN (GENDER)	TOTAL RACE	Males	Females	TOTAL RACE	Males	Females	TOTAL RACE	Males	Females	TOTAL RACE
White	0	0	0	0	0	0	0	0	0	0	0	0	0
Afr. Amer.	0	0	0	0	0	0	0	0	0	0	0	0	0
Hispanic	0	0	0	0	1	1	2	1	1	2	0	0	0
Asian	0	0	0	0	0	0	0	0	0	0	0	0	0
Nat. Amer.	0	0	0	0	0	0	0	0	0	0	0	0	0
NHOPI	0	0	0	0	0	0	0	0	0	0	0	0	0
Two or More	0	0	0	0	0	0	0	0	0	0	0	0	0
Unknown (Race)	0	0	0	0									
Total	0	0	0	0	1	1	2	1	1	2	0	0	0
Total Minority	0	0	0	0	1	1	2	1	1	2	0	0	0

	<i>Promotions From</i>			<i>Promotions Into</i>			<i>Promotions Within</i>		
	Males	Females	TOTAL RACE	Males	Females	TOTAL RACE	Males	Females	TOTAL RACE
White	0	0	0	0	0	0	0	0	0
Afr. Amer.	0	0	0	0	0	0	0	0	0
Hispanic	0	0	0	0	0	0	0	0	0
Asian	0	0	0	0	0	0	0	0	0
Nat. Amer.	0	0	0	0	0	0	0	0	0
NHOPI	0	0	0	0	0	0	0	0	0
Two or More	0	0	0	0	0	0	0	0	0
Total	0	0	0	0	0	0	0	0	0
Total Minority	0	0	0	0	0	0	0	0	0

California State University, Los Angeles
Personnel Transactions Summary

Snapshot Date: 10/31/2023

Job Group: 11 - Productn, Transportn, and Material Moving Occ

Transaction Dates: 11/01/2022 To 10/31/2023

	<i>Applicants</i>				<i>Hires</i>			<i>Terminations (I)</i>			<i>Terminations (V)</i>		
	Males	Females	UNKNOWN (GENDER)	TOTAL RACE	Males	Females	TOTAL RACE	Males	Females	TOTAL RACE	Males	Females	TOTAL RACE
White	0	0	0	0	0	0	0	0	0	0	0	0	0
Afr. Amer.	0	0	0	0	0	0	0	0	0	0	0	0	0
Hispanic	0	0	0	0	0	0	0	0	0	0	0	0	0
Asian	0	0	0	0	0	0	0	0	0	0	0	0	0
Nat. Amer.	0	0	0	0	0	0	0	0	0	0	0	0	0
NHOPI	0	0	0	0	0	0	0	0	0	0	0	0	0
Two or More	0	0	0	0	0	0	0	0	0	0	0	0	0
Unknown (Race)	0	0	0	0									
Total	0	0	0	0	0	0	0	0	0	0	0	0	0
Total Minority	0	0	0	0	0	0	0	0	0	0	0	0	0

	<i>Promotions From</i>			<i>Promotions Into</i>			<i>Promotions Within</i>		
	Males	Females	TOTAL RACE	Males	Females	TOTAL RACE	Males	Females	TOTAL RACE
White	0	0	0	0	0	0	0	0	0
Afr. Amer.	0	0	0	0	0	0	0	0	0
Hispanic	1	0	1	0	0	0	0	0	0
Asian	0	0	0	0	0	0	0	0	0
Nat. Amer.	0	0	0	0	0	0	0	0	0
NHOPI	0	0	0	0	0	0	0	0	0
Two or More	0	0	0	0	0	0	0	0	0
Total	1	0	1	0	0	0	0	0	0
Total Minority	1	0	1	0	0	0	0	0	0

California State University, Los Angeles
Personnel Transactions Summary

Snapshot Date: 10/31/2023

Job Group: 12 - 102400 - Postsecondary Teachers

Transaction Dates: 11/01/2022 To 10/31/2023

	<i>Applicants</i>				<i>Hires</i>			<i>Terminations (I)</i>			<i>Terminations (V)</i>		
	Males	Females	UNKNOWN (GENDER)	TOTAL RACE	Males	Females	TOTAL RACE	Males	Females	TOTAL RACE	Males	Females	TOTAL RACE
White	0	1	0	1	7	1	8	1	1	2	0	0	0
Afr. Amer.	1	0	0	1	2	2	4	2	0	2	0	0	0
Hispanic	1	1	0	2	7	3	10	2	0	2	0	0	0
Asian	0	0	0	0	1	0	1	0	0	0	0	0	0
Nat. Amer.	0	0	0	0	0	0	0	0	0	0	0	0	0
NHOPI	0	0	0	0	1	0	1	1	0	1	0	0	0
Two or More	0	1	0	1	0	0	0	0	0	0	0	0	0
Unknown (Race)	0	0	0	0									
Total	2	3	0	5	18	6	24	6	1	7	0	0	0
Total Minority	2	2	0	4	11	5	16	5	0	5	0	0	0

	<i>Promotions From</i>			<i>Promotions Into</i>			<i>Promotions Within</i>		
	Males	Females	TOTAL RACE	Males	Females	TOTAL RACE	Males	Females	TOTAL RACE
White	0	0	0	0	0	0	0	0	0
Afr. Amer.	0	0	0	0	0	0	0	0	0
Hispanic	0	0	0	0	0	0	0	0	0
Asian	0	0	0	0	0	0	0	0	0
Nat. Amer.	0	0	0	0	0	0	0	0	0
NHOPI	0	0	0	0	0	0	0	0	0
Two or More	0	0	0	0	0	0	0	0	0
Total	0	0	0	0	0	0	0	0	0
Total Minority	0	0	0	0	0	0	0	0	0

California State University, Los Angeles
Personnel Transactions Summary

Snapshot Date: 10/31/2023

Job Group: 12 - 200120 - Postsecondary Teachers

Transaction Dates: 11/01/2022 To 10/31/2023

	<i>Applicants</i>				<i>Hires</i>			<i>Terminations (I)</i>			<i>Terminations (V)</i>		
	Males	Females	UNKNOWN (GENDER)	TOTAL RACE	Males	Females	TOTAL RACE	Males	Females	TOTAL RACE	Males	Females	TOTAL RACE
White	0	0	0	0	0	8	8	0	7	7	0	0	0
Afr. Amer.	0	0	0	0	1	1	2	1	0	1	0	0	0
Hispanic	0	0	0	0	0	3	3	0	1	1	0	0	0
Asian	0	0	0	0	0	1	1	0	1	1	0	0	0
Nat. Amer.	0	0	0	0	0	0	0	0	0	0	0	0	0
NHOPI	0	0	0	0	0	0	0	0	0	0	0	0	0
Two or More	0	0	0	0	0	0	0	0	0	0	0	0	0
Unknown (Race)	0	0	0	0									
Total	0	0	0	0	1	13	14	1	9	10	0	0	0
Total Minority	0	0	0	0	1	5	6	1	2	3	0	0	0

	<i>Promotions From</i>			<i>Promotions Into</i>			<i>Promotions Within</i>		
	Males	Females	TOTAL RACE	Males	Females	TOTAL RACE	Males	Females	TOTAL RACE
White	0	0	0	0	0	0	0	0	0
Afr. Amer.	0	0	0	0	0	0	0	0	0
Hispanic	0	0	0	0	0	0	0	0	0
Asian	0	0	0	0	0	0	0	0	0
Nat. Amer.	0	0	0	0	0	0	0	0	0
NHOPI	0	0	0	0	0	0	0	0	0
Two or More	0	0	0	0	0	0	0	0	0
Total	0	0	0	0	0	0	0	0	0
Total Minority	0	0	0	0	0	0	0	0	0

California State University, Los Angeles
Personnel Transactions Summary

Snapshot Date: 10/31/2023

Job Group: 12 - 200122 - Postsecondary Teachers

Transaction Dates: 11/01/2022 To 10/31/2023

	<i>Applicants</i>				<i>Hires</i>			<i>Terminations (I)</i>			<i>Terminations (V)</i>		
	Males	Females	UNKNOWN (GENDER)	TOTAL RACE	Males	Females	TOTAL RACE	Males	Females	TOTAL RACE	Males	Females	TOTAL RACE
White	0	0	0	0	0	0	0	0	0	0	0	0	0
Afr. Amer.	0	0	0	0	0	0	0	0	0	0	0	0	0
Hispanic	0	0	0	0	0	1	1	0	1	1	0	0	0
Asian	0	0	0	0	0	0	0	0	0	0	0	0	0
Nat. Amer.	0	0	0	0	0	0	0	0	0	0	0	0	0
NHOPI	0	0	0	0	0	0	0	0	0	0	0	0	0
Two or More	0	0	0	0	0	0	0	0	0	0	0	0	0
Unknown (Race)	0	0	0	0									
Total	0	0	0	0	0	1	1	0	1	1	0	0	0
Total Minority	0	0	0	0	0	1	1	0	1	1	0	0	0

	<i>Promotions From</i>			<i>Promotions Into</i>			<i>Promotions Within</i>		
	Males	Females	TOTAL RACE	Males	Females	TOTAL RACE	Males	Females	TOTAL RACE
White	0	0	0	0	0	0	0	0	0
Afr. Amer.	0	0	0	0	0	0	0	0	0
Hispanic	0	0	0	0	0	0	0	0	0
Asian	0	0	0	0	0	0	0	0	0
Nat. Amer.	0	0	0	0	0	0	0	0	0
NHOPI	0	0	0	0	0	0	0	0	0
Two or More	0	0	0	0	0	0	0	0	0
Total	0	0	0	0	0	0	0	0	0
Total Minority	0	0	0	0	0	0	0	0	0

California State University, Los Angeles
Personnel Transactions Summary

Snapshot Date: 10/31/2023

Job Group: 12 - 200300 - Postsecondary Teachers

Transaction Dates: 11/01/2022 To 10/31/2023

	<i>Applicants</i>				<i>Hires</i>			<i>Terminations (I)</i>			<i>Terminations (V)</i>		
	Males	Females	UNKNOWN (GENDER)	TOTAL RACE	Males	Females	TOTAL RACE	Males	Females	TOTAL RACE	Males	Females	TOTAL RACE
White	0	0	0	0	1	8	9	1	8	9	0	0	0
Afr. Amer.	0	0	0	0	1	1	2	1	1	2	0	0	0
Hispanic	0	0	0	0	1	1	2	1	1	2	0	0	0
Asian	0	0	0	0	3	6	9	2	6	8	0	0	0
Nat. Amer.	0	0	0	0	0	0	0	0	0	0	0	0	0
NHOPI	0	0	0	0	0	0	0	0	0	0	0	0	0
Two or More	0	0	0	0	1	0	1	1	0	1	0	0	0
Unknown (Race)	0	0	0	0									
Total	0	0	0	0	7	16	23	6	16	22	0	0	0
Total Minority	0	0	0	0	6	8	14	5	8	13	0	0	0

	<i>Promotions From</i>			<i>Promotions Into</i>			<i>Promotions Within</i>		
	Males	Females	TOTAL RACE	Males	Females	TOTAL RACE	Males	Females	TOTAL RACE
White	0	0	0	0	0	0	0	0	0
Afr. Amer.	0	0	0	0	0	0	0	0	0
Hispanic	0	0	0	0	0	0	0	0	0
Asian	0	0	0	0	0	0	0	0	0
Nat. Amer.	0	0	0	0	0	0	0	0	0
NHOPI	0	0	0	0	0	0	0	0	0
Two or More	0	0	0	0	0	0	0	0	0
Total	0	0	0	0	0	0	0	0	0
Total Minority	0	0	0	0	0	0	0	0	0

California State University, Los Angeles
Personnel Transactions Summary

Snapshot Date: 10/31/2023

Job Group: 12 - 201000 - Postsecondary Teachers

Transaction Dates: 11/01/2022 To 10/31/2023

	<i>Applicants</i>				<i>Hires</i>			<i>Terminations (I)</i>			<i>Terminations (V)</i>		
	Males	Females	UNKNOWN (GENDER)	TOTAL RACE	Males	Females	TOTAL RACE	Males	Females	TOTAL RACE	Males	Females	TOTAL RACE
White	0	0	0	0	0	0	0	0	1	1	0	0	0
Afr. Amer.	0	0	0	0	0	0	0	0	0	0	0	0	0
Hispanic	0	0	0	0	1	1	2	2	1	3	0	0	0
Asian	0	0	0	0	0	0	0	0	0	0	0	0	0
Nat. Amer.	0	0	0	0	0	0	0	0	0	0	0	0	0
NHOPI	0	0	0	0	0	0	0	0	0	0	0	0	0
Two or More	0	0	0	0	0	0	0	0	0	0	0	0	0
Unknown (Race)	0	0	0	0									
Total	0	0	0	0	1	1	2	2	2	4	0	0	0
Total Minority	0	0	0	0	1	1	2	2	1	3	0	0	0

	<i>Promotions From</i>			<i>Promotions Into</i>			<i>Promotions Within</i>		
	Males	Females	TOTAL RACE	Males	Females	TOTAL RACE	Males	Females	TOTAL RACE
White	0	0	0	0	0	0	0	0	0
Afr. Amer.	0	0	0	0	0	0	0	0	0
Hispanic	0	0	0	0	0	0	0	0	0
Asian	0	0	0	0	0	0	0	0	0
Nat. Amer.	0	0	0	0	0	0	0	0	0
NHOPI	0	0	0	0	0	0	0	0	0
Two or More	0	0	0	0	0	0	0	0	0
Total	0	0	0	0	0	0	0	0	0
Total Minority	0	0	0	0	0	0	0	0	0

California State University, Los Angeles
Personnel Transactions Summary

Snapshot Date: 10/31/2023

Job Group: 12 - 201010 - Postsecondary Teachers

Transaction Dates: 11/01/2022 To 10/31/2023

	<i>Applicants</i>				<i>Hires</i>			<i>Terminations (I)</i>			<i>Terminations (V)</i>		
	Males	Females	UNKNOWN (GENDER)	TOTAL RACE	Males	Females	TOTAL RACE	Males	Females	TOTAL RACE	Males	Females	TOTAL RACE
White	0	0	0	0	9	17	26	5	10	15	0	0	0
Afr. Amer.	0	0	0	0	0	3	3	0	1	1	0	0	0
Hispanic	0	0	0	0	12	9	21	5	4	9	0	0	0
Asian	0	1	0	1	1	2	3	2	1	3	0	0	0
Nat. Amer.	0	0	0	0	2	0	2	1	0	1	0	0	0
NHOPI	0	0	0	0	0	0	0	0	0	0	0	0	0
Two or More	0	0	0	0	0	1	1	0	0	0	0	0	0
Unknown (Race)	0	0	0	0									
Total	0	1	0	1	24	32	56	13	16	29	0	0	0
Total Minority	0	1	0	1	15	15	30	8	6	14	0	0	0

	<i>Promotions From</i>			<i>Promotions Into</i>			<i>Promotions Within</i>		
	Males	Females	TOTAL RACE	Males	Females	TOTAL RACE	Males	Females	TOTAL RACE
White	0	0	0	0	0	0	0	0	0
Afr. Amer.	0	0	0	0	0	0	0	0	0
Hispanic	0	0	0	0	0	0	1	0	1
Asian	0	0	0	0	0	0	0	0	0
Nat. Amer.	0	0	0	0	0	0	0	0	0
NHOPI	0	0	0	0	0	0	0	0	0
Two or More	0	0	0	0	0	0	0	0	0
Total	0	0	0	0	0	0	1	0	1
Total Minority	0	0	0	0	0	0	1	0	1

California State University, Los Angeles
Personnel Transactions Summary

Snapshot Date: 10/31/2023

Job Group: 12 - 201015 - Postsecondary Teachers

Transaction Dates: 11/01/2022 To 10/31/2023

	<i>Applicants</i>				<i>Hires</i>			<i>Terminations (I)</i>			<i>Terminations (V)</i>		
	Males	Females	UNKNOWN (GENDER)	TOTAL RACE	Males	Females	TOTAL RACE	Males	Females	TOTAL RACE	Males	Females	TOTAL RACE
White	0	0	0	0	8	20	28	8	16	24	0	0	0
Afr. Amer.	0	0	0	0	2	1	3	2	1	3	0	0	0
Hispanic	0	0	0	0	8	22	30	6	16	22	0	2	2
Asian	0	0	0	0	5	5	10	2	4	6	0	1	1
Nat. Amer.	0	0	0	0	0	0	0	0	0	0	0	0	0
NHOPI	0	0	0	0	0	0	0	0	0	0	0	0	0
Two or More	0	0	0	0	0	3	3	0	1	1	0	0	0
Unknown (Race)	0	0	0	0									
Total	0	0	0	0	23	51	74	18	38	56	0	3	3
Total Minority	0	0	0	0	15	31	46	10	22	32	0	3	3

	<i>Promotions From</i>			<i>Promotions Into</i>			<i>Promotions Within</i>		
	Males	Females	TOTAL RACE	Males	Females	TOTAL RACE	Males	Females	TOTAL RACE
White	0	0	0	0	0	0	0	1	1
Afr. Amer.	0	0	0	0	0	0	0	0	0
Hispanic	0	0	0	0	0	0	0	1	1
Asian	0	0	0	0	0	0	0	0	0
Nat. Amer.	0	0	0	0	0	0	0	0	0
NHOPI	0	0	0	0	0	0	0	0	0
Two or More	0	0	0	0	0	0	0	0	0
Total	0	0	0	0	0	0	0	2	2
Total Minority	0	0	0	0	0	0	0	1	1

California State University, Los Angeles
Personnel Transactions Summary

Snapshot Date: 10/31/2023

Job Group: 12 - 201020 - Postsecondary Teachers

Transaction Dates: 11/01/2022 To 10/31/2023

	<i>Applicants</i>				<i>Hires</i>			<i>Terminations (I)</i>			<i>Terminations (V)</i>		
	Males	Females	UNKNOWN (GENDER)	TOTAL RACE	Males	Females	TOTAL RACE	Males	Females	TOTAL RACE	Males	Females	TOTAL RACE
White	8	5	3	16	7	13	20	2	8	10	0	1	1
Afr. Amer.	5	4	0	9	1	1	2	1	0	1	0	1	1
Hispanic	1	1	0	2	12	17	29	6	11	17	0	0	0
Asian	2	1	0	3	4	4	8	1	0	1	0	0	0
Nat. Amer.	0	0	0	0	0	0	0	0	0	0	0	0	0
NHOPI	0	0	0	0	0	0	0	0	0	0	0	0	0
Two or More	0	2	0	2	0	0	0	0	1	1	0	0	0
Unknown (Race)	0	0	1	1									
Total	16	13	4	33	24	35	59	10	20	30	0	2	2
Total Minority	8	8	0	16	17	22	39	8	12	20	0	1	1

	<i>Promotions From</i>			<i>Promotions Into</i>			<i>Promotions Within</i>		
	Males	Females	TOTAL RACE	Males	Females	TOTAL RACE	Males	Females	TOTAL RACE
White	0	0	0	0	0	0	1	0	1
Afr. Amer.	0	0	0	0	0	0	0	0	0
Hispanic	0	0	0	0	0	0	0	0	0
Asian	0	0	0	0	0	0	0	0	0
Nat. Amer.	0	0	0	0	0	0	0	0	0
NHOPI	0	0	0	0	0	0	0	0	0
Two or More	0	0	0	0	0	0	0	0	0
Total	0	0	0	0	0	0	1	0	1
Total Minority	0	0	0	0	0	0	0	0	0

California State University, Los Angeles
Personnel Transactions Summary

Snapshot Date: 10/31/2023

Job Group: 12 - 201025 - Postsecondary Teachers

Transaction Dates: 11/01/2022 To 10/31/2023

	<i>Applicants</i>				<i>Hires</i>			<i>Terminations (I)</i>			<i>Terminations (V)</i>		
	Males	Females	UNKNOWN (GENDER)	TOTAL RACE	Males	Females	TOTAL RACE	Males	Females	TOTAL RACE	Males	Females	TOTAL RACE
White	0	0	0	0	3	2	5	3	1	4	0	0	0
Afr. Amer.	0	0	0	0	0	0	0	0	1	1	0	1	1
Hispanic	0	0	0	0	3	5	8	1	6	7	0	0	0
Asian	0	0	0	0	0	1	1	0	2	2	0	0	0
Nat. Amer.	0	0	0	0	0	0	0	0	0	0	0	0	0
NHOPI	0	0	0	0	0	0	0	0	0	0	0	0	0
Two or More	0	0	0	0	0	0	0	0	0	0	0	0	0
Unknown (Race)	0	0	0	0									
Total	0	0	0	0	6	8	14	4	10	14	0	1	1
Total Minority	0	0	0	0	3	6	9	1	9	10	0	1	1

	<i>Promotions From</i>			<i>Promotions Into</i>			<i>Promotions Within</i>		
	Males	Females	TOTAL RACE	Males	Females	TOTAL RACE	Males	Females	TOTAL RACE
White	0	0	0	0	0	0	0	0	0
Afr. Amer.	0	0	0	0	0	0	0	0	0
Hispanic	0	0	0	0	0	0	0	0	0
Asian	0	0	0	0	0	0	0	0	0
Nat. Amer.	0	0	0	0	0	0	0	0	0
NHOPI	0	0	0	0	0	0	0	0	0
Two or More	0	0	0	0	0	0	0	0	0
Total	0	0	0	0	0	0	0	0	0
Total Minority	0	0	0	0	0	0	0	0	0

California State University, Los Angeles
Personnel Transactions Summary

Snapshot Date: 10/31/2023

Job Group: 12 - 201030 - Postsecondary Teachers

Transaction Dates: 11/01/2022 To 10/31/2023

	<i>Applicants</i>				<i>Hires</i>			<i>Terminations (I)</i>			<i>Terminations (V)</i>		
	Males	Females	UNKNOWN (GENDER)	TOTAL RACE	Males	Females	TOTAL RACE	Males	Females	TOTAL RACE	Males	Females	TOTAL RACE
White	0	0	0	0	0	1	1	1	2	3	0	0	0
Afr. Amer.	0	0	0	0	0	0	0	0	0	0	0	0	0
Hispanic	0	0	0	0	0	3	3	1	2	3	0	0	0
Asian	0	0	0	0	0	4	4	0	2	2	0	1	1
Nat. Amer.	0	0	0	0	0	0	0	0	0	0	0	0	0
NHOPI	0	0	0	0	0	0	0	0	0	0	0	0	0
Two or More	0	0	0	0	1	0	1	0	0	0	0	0	0
Unknown (Race)	0	0	0	0									
Total	0	0	0	0	1	8	9	2	6	8	0	1	1
Total Minority	0	0	0	0	1	7	8	1	4	5	0	1	1

	<i>Promotions From</i>			<i>Promotions Into</i>			<i>Promotions Within</i>		
	Males	Females	TOTAL RACE	Males	Females	TOTAL RACE	Males	Females	TOTAL RACE
White	0	0	0	0	0	0	0	0	0
Afr. Amer.	0	0	0	0	0	0	0	0	0
Hispanic	0	0	0	0	0	0	0	0	0
Asian	0	0	0	0	0	0	0	0	0
Nat. Amer.	0	0	0	0	0	0	0	0	0
NHOPI	0	0	0	0	0	0	0	0	0
Two or More	0	0	0	0	0	0	0	0	0
Total	0	0	0	0	0	0	0	0	0
Total Minority	0	0	0	0	0	0	0	0	0

California State University, Los Angeles
Personnel Transactions Summary

Snapshot Date: 10/31/2023

Job Group: 12 - 201035 - Postsecondary Teachers

Transaction Dates: 11/01/2022 To 10/31/2023

	<i>Applicants</i>				<i>Hires</i>			<i>Terminations (I)</i>			<i>Terminations (V)</i>		
	Males	Females	UNKNOWN (GENDER)	TOTAL RACE	Males	Females	TOTAL RACE	Males	Females	TOTAL RACE	Males	Females	TOTAL RACE
White	0	0	0	0	22	10	32	15	5	20	0	1	1
Afr. Amer.	0	0	0	0	0	0	0	1	1	2	0	0	0
Hispanic	0	0	0	0	7	2	9	7	0	7	0	0	0
Asian	0	0	0	0	0	1	1	0	1	1	0	0	0
Nat. Amer.	0	0	0	0	0	0	0	1	0	1	0	0	0
NHOPI	0	0	0	0	0	0	0	0	0	0	0	0	0
Two or More	0	0	0	0	1	0	1	1	0	1	0	0	0
Unknown (Race)	0	0	0	0									
Total	0	0	0	0	30	13	43	25	7	32	0	1	1
Total Minority	0	0	0	0	8	3	11	10	2	12	0	0	0

	<i>Promotions From</i>			<i>Promotions Into</i>			<i>Promotions Within</i>		
	Males	Females	TOTAL RACE	Males	Females	TOTAL RACE	Males	Females	TOTAL RACE
White	0	0	0	0	0	0	0	0	0
Afr. Amer.	0	0	0	0	0	0	0	0	0
Hispanic	0	0	0	0	0	0	0	0	0
Asian	0	0	0	0	0	0	0	0	0
Nat. Amer.	0	0	0	0	0	0	0	0	0
NHOPI	0	0	0	0	0	0	0	0	0
Two or More	0	0	0	0	0	0	0	0	0
Total	0	0	0	0	0	0	0	0	0
Total Minority	0	0	0	0	0	0	0	0	0

California State University, Los Angeles
Personnel Transactions Summary

Snapshot Date: 10/31/2023

Job Group: 12 - 201040 - Postsecondary Teachers

Transaction Dates: 11/01/2022 To 10/31/2023

	<i>Applicants</i>				<i>Hires</i>			<i>Terminations (I)</i>			<i>Terminations (V)</i>		
	Males	Females	UNKNOWN (GENDER)	TOTAL RACE	Males	Females	TOTAL RACE	Males	Females	TOTAL RACE	Males	Females	TOTAL RACE
White	0	0	0	0	7	1	8	3	1	4	0	0	0
Afr. Amer.	0	0	0	0	0	0	0	0	0	0	0	0	0
Hispanic	0	0	0	0	0	2	2	1	2	3	0	0	0
Asian	0	0	0	0	0	0	0	1	0	1	0	0	0
Nat. Amer.	0	0	0	0	0	0	0	0	0	0	0	0	0
NHOPI	0	0	0	0	0	0	0	0	0	0	0	0	0
Two or More	0	0	0	0	0	0	0	0	0	0	0	0	0
Unknown (Race)	0	0	0	0									
Total	0	0	0	0	7	3	10	5	3	8	0	0	0
Total Minority	0	0	0	0	0	2	2	2	2	4	0	0	0

	<i>Promotions From</i>			<i>Promotions Into</i>			<i>Promotions Within</i>		
	Males	Females	TOTAL RACE	Males	Females	TOTAL RACE	Males	Females	TOTAL RACE
White	0	0	0	0	0	0	0	0	0
Afr. Amer.	0	0	0	0	0	0	0	0	0
Hispanic	0	0	0	0	0	0	0	0	0
Asian	0	0	0	0	0	0	0	0	0
Nat. Amer.	0	0	0	0	0	0	0	0	0
NHOPI	0	0	0	0	0	0	0	0	0
Two or More	0	0	0	0	0	0	0	0	0
Total	0	0	0	0	0	0	0	0	0
Total Minority	0	0	0	0	0	0	0	0	0

California State University, Los Angeles
Personnel Transactions Summary

Snapshot Date: 10/31/2023

Job Group: 12 - 201045 - Postsecondary Teachers

Transaction Dates: 11/01/2022 To 10/31/2023

	<i>Applicants</i>				<i>Hires</i>			<i>Terminations (I)</i>			<i>Terminations (V)</i>		
	Males	Females	UNKNOWN (GENDER)	TOTAL RACE	Males	Females	TOTAL RACE	Males	Females	TOTAL RACE	Males	Females	TOTAL RACE
White	0	0	0	0	3	7	10	2	3	5	0	0	0
Afr. Amer.	0	0	0	0	0	2	2	0	2	2	0	0	0
Hispanic	0	0	0	0	1	7	8	1	2	3	0	0	0
Asian	0	0	0	0	2	0	2	2	0	2	0	0	0
Nat. Amer.	0	0	0	0	0	2	2	1	0	1	0	0	0
NHOPI	0	0	0	0	0	0	0	0	0	0	0	0	0
Two or More	0	0	0	0	0	0	0	0	0	0	0	0	0
Unknown (Race)	0	0	0	0									
Total	0	0	0	0	6	18	24	6	7	13	0	0	0
Total Minority	0	0	0	0	3	11	14	4	4	8	0	0	0

	<i>Promotions From</i>			<i>Promotions Into</i>			<i>Promotions Within</i>		
	Males	Females	TOTAL RACE	Males	Females	TOTAL RACE	Males	Females	TOTAL RACE
White	0	0	0	0	0	0	0	0	0
Afr. Amer.	0	0	0	0	0	0	0	0	0
Hispanic	0	0	0	0	0	0	0	0	0
Asian	0	0	0	0	0	0	0	0	0
Nat. Amer.	0	0	0	0	0	0	0	1	1
NHOPI	0	0	0	0	0	0	0	0	0
Two or More	0	0	0	0	0	0	0	0	0
Total	0	0	0	0	0	0	0	1	1
Total Minority	0	0	0	0	0	0	0	1	1

California State University, Los Angeles
Personnel Transactions Summary

Snapshot Date: 10/31/2023

Job Group: 12 - 201055 - Postsecondary Teachers

Transaction Dates: 11/01/2022 To 10/31/2023

	<i>Applicants</i>				<i>Hires</i>			<i>Terminations (I)</i>			<i>Terminations (V)</i>		
	Males	Females	UNKNOWN (GENDER)	TOTAL RACE	Males	Females	TOTAL RACE	Males	Females	TOTAL RACE	Males	Females	TOTAL RACE
White	0	0	0	0	13	6	19	9	5	14	0	2	2
Afr. Amer.	0	0	0	0	2	1	3	3	0	3	0	0	0
Hispanic	0	0	0	0	11	9	20	10	6	16	0	0	0
Asian	0	0	0	0	3	1	4	1	2	3	0	0	0
Nat. Amer.	0	0	0	0	0	0	0	0	0	0	0	0	0
NHOPI	0	0	0	0	0	0	0	0	0	0	0	0	0
Two or More	0	0	0	0	0	3	3	0	3	3	0	0	0
Unknown (Race)	0	0	0	0									
Total	0	0	0	0	29	20	49	23	16	39	0	2	2
Total Minority	0	0	0	0	16	14	30	14	11	25	0	0	0

	<i>Promotions From</i>			<i>Promotions Into</i>			<i>Promotions Within</i>		
	Males	Females	TOTAL RACE	Males	Females	TOTAL RACE	Males	Females	TOTAL RACE
White	0	0	0	0	0	0	0	0	0
Afr. Amer.	0	0	0	0	0	0	0	0	0
Hispanic	0	0	0	0	0	0	0	0	0
Asian	0	0	0	0	0	0	0	0	0
Nat. Amer.	0	0	0	0	0	0	0	0	0
NHOPI	0	0	0	0	0	0	0	0	0
Two or More	0	0	0	0	0	0	0	0	0
Total	0	0	0	0	0	0	0	0	0
Total Minority	0	0	0	0	0	0	0	0	0

California State University, Los Angeles
Personnel Transactions Summary

Snapshot Date: 10/31/2023

Job Group: 12 - 201075 - Postsecondary Teachers

Transaction Dates: 11/01/2022 To 10/31/2023

	<i>Applicants</i>				<i>Hires</i>			<i>Terminations (I)</i>			<i>Terminations (V)</i>		
	Males	Females	UNKNOWN (GENDER)	TOTAL RACE	Males	Females	TOTAL RACE	Males	Females	TOTAL RACE	Males	Females	TOTAL RACE
White	0	0	0	0	0	2	2	1	1	2	0	0	0
Afr. Amer.	0	0	0	0	1	3	4	1	2	3	0	0	0
Hispanic	0	0	0	0	0	7	7	0	4	4	0	0	0
Asian	0	0	0	0	0	4	4	0	3	3	0	0	0
Nat. Amer.	0	0	0	0	1	0	1	1	0	1	0	0	0
NHOPI	0	0	0	0	0	0	0	0	0	0	0	0	0
Two or More	0	0	0	0	0	0	0	0	0	0	0	0	0
Unknown (Race)	0	0	0	0									
Total	0	0	0	0	2	16	18	3	10	13	0	0	0
Total Minority	0	0	0	0	2	14	16	2	9	11	0	0	0

	<i>Promotions From</i>			<i>Promotions Into</i>			<i>Promotions Within</i>		
	Males	Females	TOTAL RACE	Males	Females	TOTAL RACE	Males	Females	TOTAL RACE
White	0	0	0	0	0	0	0	0	0
Afr. Amer.	0	0	0	0	0	0	0	0	0
Hispanic	0	0	0	0	0	0	0	0	0
Asian	0	0	0	0	0	0	0	0	0
Nat. Amer.	0	0	0	0	0	0	0	0	0
NHOPI	0	0	0	0	0	0	0	0	0
Two or More	0	0	0	0	0	0	0	0	0
Total	0	0	0	0	0	0	0	0	0
Total Minority	0	0	0	0	0	0	0	0	0

California State University, Los Angeles
Personnel Transactions Summary

Snapshot Date: 10/31/2023

Job Group: 12 - 201200 - Postsecondary Teachers

Transaction Dates: 11/01/2022 To 10/31/2023

	<i>Applicants</i>				<i>Hires</i>			<i>Terminations (I)</i>			<i>Terminations (V)</i>		
	Males	Females	UNKNOWN (GENDER)	TOTAL RACE	Males	Females	TOTAL RACE	Males	Females	TOTAL RACE	Males	Females	TOTAL RACE
White	0	0	0	0	11	9	20	11	9	20	0	0	0
Afr. Amer.	0	0	0	0	0	2	2	0	2	2	0	0	0
Hispanic	0	0	0	0	5	2	7	7	2	9	0	0	0
Asian	0	0	0	0	9	16	25	9	18	27	0	0	0
Nat. Amer.	0	0	0	0	0	0	0	0	0	0	0	0	0
NHOPI	0	0	0	0	0	0	0	0	0	0	0	0	0
Two or More	0	0	0	0	0	2	2	0	2	2	0	0	0
Unknown (Race)	0	0	0	0									
Total	0	0	0	0	25	31	56	27	33	60	0	0	0
Total Minority	0	0	0	0	14	22	36	16	24	40	0	0	0

	<i>Promotions From</i>			<i>Promotions Into</i>			<i>Promotions Within</i>		
	Males	Females	TOTAL RACE	Males	Females	TOTAL RACE	Males	Females	TOTAL RACE
White	0	0	0	0	0	0	0	0	0
Afr. Amer.	0	0	0	0	0	0	0	0	0
Hispanic	0	0	0	0	0	0	0	0	0
Asian	0	0	0	0	0	0	0	0	0
Nat. Amer.	0	0	0	0	0	0	0	0	0
NHOPI	0	0	0	0	0	0	0	0	0
Two or More	0	0	0	0	0	0	0	0	0
Total	0	0	0	0	0	0	0	0	0
Total Minority	0	0	0	0	0	0	0	0	0

California State University, Los Angeles
Personnel Transactions Summary

Snapshot Date: 10/31/2023

Job Group: 12 - 201205 - Postsecondary Teachers

Transaction Dates: 11/01/2022 To 10/31/2023

	<i>Applicants</i>				<i>Hires</i>			<i>Terminations (I)</i>			<i>Terminations (V)</i>		
	Males	Females	UNKNOWN (GENDER)	TOTAL RACE	Males	Females	TOTAL RACE	Males	Females	TOTAL RACE	Males	Females	TOTAL RACE
White	0	0	0	0	1	2	3	1	1	2	2	1	3
Afr. Amer.	0	0	0	0	0	0	0	0	0	0	0	0	0
Hispanic	0	0	0	0	1	0	1	0	0	0	0	0	0
Asian	1	0	0	1	3	0	3	0	0	0	2	0	2
Nat. Amer.	0	0	0	0	0	0	0	0	0	0	0	0	0
NHOPI	0	0	0	0	0	0	0	0	0	0	0	0	0
Two or More	0	0	0	0	0	0	0	0	0	0	0	0	0
Unknown (Race)	0	0	0	0									
Total	1	0	0	1	5	2	7	1	1	2	4	1	5
Total Minority	1	0	0	1	4	0	4	0	0	0	2	0	2

	<i>Promotions From</i>			<i>Promotions Into</i>			<i>Promotions Within</i>		
	Males	Females	TOTAL RACE	Males	Females	TOTAL RACE	Males	Females	TOTAL RACE
White	0	0	0	0	0	0	0	0	0
Afr. Amer.	0	0	0	0	0	0	0	0	0
Hispanic	0	0	0	0	0	0	0	0	0
Asian	0	0	0	0	0	0	0	1	1
Nat. Amer.	0	0	0	0	0	0	0	0	0
NHOPI	0	0	0	0	0	0	0	0	0
Two or More	0	0	0	0	0	0	0	0	0
Total	0	0	0	0	0	0	0	1	1
Total Minority	0	0	0	0	0	0	0	1	1

California State University, Los Angeles
Personnel Transactions Summary

Snapshot Date: 10/31/2023

Job Group: 12 - 201210 - Postsecondary Teachers

Transaction Dates: 11/01/2022 To 10/31/2023

	<i>Applicants</i>				<i>Hires</i>			<i>Terminations (I)</i>			<i>Terminations (V)</i>		
	Males	Females	UNKNOWN (GENDER)	TOTAL RACE	Males	Females	TOTAL RACE	Males	Females	TOTAL RACE	Males	Females	TOTAL RACE
White	0	0	0	0	7	2	9	3	1	4	0	0	0
Afr. Amer.	0	0	0	0	1	0	1	1	1	2	0	0	0
Hispanic	0	0	0	0	10	2	12	6	1	7	0	0	0
Asian	0	0	0	0	3	0	3	1	0	1	0	0	0
Nat. Amer.	0	0	0	0	0	0	0	0	0	0	0	0	0
NHOPI	0	0	0	0	0	0	0	0	0	0	0	0	0
Two or More	0	0	0	0	0	0	0	0	0	0	0	0	0
Unknown (Race)	0	0	0	0									
Total	0	0	0	0	21	4	25	11	3	14	0	0	0
Total Minority	0	0	0	0	14	2	16	8	2	10	0	0	0

	<i>Promotions From</i>			<i>Promotions Into</i>			<i>Promotions Within</i>		
	Males	Females	TOTAL RACE	Males	Females	TOTAL RACE	Males	Females	TOTAL RACE
White	0	0	0	0	0	0	0	0	0
Afr. Amer.	0	0	0	0	0	0	0	0	0
Hispanic	0	0	0	0	0	0	0	0	0
Asian	0	0	0	0	0	0	0	2	2
Nat. Amer.	0	0	0	0	0	0	0	0	0
NHOPI	0	0	0	0	0	0	0	0	0
Two or More	0	0	0	0	0	0	0	0	0
Total	0	0	0	0	0	0	0	2	2
Total Minority	0	0	0	0	0	0	0	2	2

California State University, Los Angeles
Personnel Transactions Summary

Snapshot Date: 10/31/2023

Job Group: 12 - 201215 - Postsecondary Teachers

Transaction Dates: 11/01/2022 To 10/31/2023

	<i>Applicants</i>				<i>Hires</i>			<i>Terminations (I)</i>			<i>Terminations (V)</i>		
	Males	Females	UNKNOWN (GENDER)	TOTAL RACE	Males	Females	TOTAL RACE	Males	Females	TOTAL RACE	Males	Females	TOTAL RACE
White	10	2	0	12	2	3	5	2	1	3	0	0	0
Afr. Amer.	0	0	0	0	0	0	0	0	0	0	0	0	0
Hispanic	2	0	0	2	1	0	1	2	0	2	0	0	0
Asian	13	10	0	23	5	2	7	7	2	9	0	0	0
Nat. Amer.	0	0	0	0	0	0	0	0	0	0	0	0	0
NHOPI	0	0	0	0	0	0	0	0	0	0	0	0	0
Two or More	0	0	0	0	0	1	1	0	1	1	0	0	0
Unknown (Race)	0	2	3	5									
Total	25	14	3	42	8	6	14	11	4	15	0	0	0
Total Minority	15	10	0	25	6	3	9	9	3	12	0	0	0

	<i>Promotions From</i>			<i>Promotions Into</i>			<i>Promotions Within</i>		
	Males	Females	TOTAL RACE	Males	Females	TOTAL RACE	Males	Females	TOTAL RACE
White	0	0	0	0	0	0	0	0	0
Afr. Amer.	0	0	0	0	0	0	0	0	0
Hispanic	0	0	0	0	0	0	0	0	0
Asian	0	0	0	0	0	0	0	0	0
Nat. Amer.	0	0	0	0	0	0	0	0	0
NHOPI	0	0	0	0	0	0	0	0	0
Two or More	0	0	0	0	0	0	0	0	0
Total	0	0	0	0	0	0	0	0	0
Total Minority	0	0	0	0	0	0	0	0	0

California State University, Los Angeles
Personnel Transactions Summary

Snapshot Date: 10/31/2023

Job Group: 12 - 201220 - Postsecondary Teachers

Transaction Dates: 11/01/2022 To 10/31/2023

	<i>Applicants</i>				<i>Hires</i>			<i>Terminations (I)</i>			<i>Terminations (V)</i>		
	Males	Females	UNKNOWN (GENDER)	TOTAL RACE	Males	Females	TOTAL RACE	Males	Females	TOTAL RACE	Males	Females	TOTAL RACE
White	0	0	0	0	2	1	3	4	0	4	0	0	0
Afr. Amer.	0	0	0	0	0	0	0	0	0	0	0	0	0
Hispanic	0	0	0	0	1	0	1	1	0	1	0	0	0
Asian	0	0	0	0	2	3	5	2	4	6	0	0	0
Nat. Amer.	0	0	0	0	0	0	0	0	0	0	0	0	0
NHOPI	0	0	0	0	0	0	0	0	0	0	0	0	0
Two or More	0	0	0	0	0	0	0	0	0	0	0	0	0
Unknown (Race)	0	0	0	0									
Total	0	0	0	0	5	4	9	7	4	11	0	0	0
Total Minority	0	0	0	0	3	3	6	3	4	7	0	0	0

	<i>Promotions From</i>			<i>Promotions Into</i>			<i>Promotions Within</i>		
	Males	Females	TOTAL RACE	Males	Females	TOTAL RACE	Males	Females	TOTAL RACE
White	0	0	0	0	0	0	0	0	0
Afr. Amer.	0	0	0	0	0	0	0	0	0
Hispanic	0	0	0	0	0	0	0	0	0
Asian	0	0	0	0	0	0	1	0	1
Nat. Amer.	0	0	0	0	0	0	0	0	0
NHOPI	0	0	0	0	0	0	0	0	0
Two or More	0	0	0	0	0	0	0	0	0
Total	0	0	0	0	0	0	1	0	1
Total Minority	0	0	0	0	0	0	1	0	1

California State University, Los Angeles
Personnel Transactions Summary

Snapshot Date: 10/31/2023

Job Group: 12 - 201225 - Postsecondary Teachers

Transaction Dates: 11/01/2022 To 10/31/2023

	<i>Applicants</i>				<i>Hires</i>			<i>Terminations (I)</i>			<i>Terminations (V)</i>		
	Males	Females	UNKNOWN (GENDER)	TOTAL RACE	Males	Females	TOTAL RACE	Males	Females	TOTAL RACE	Males	Females	TOTAL RACE
White	3	4	0	7	12	5	17	2	3	5	1	1	2
Afr. Amer.	1	2	0	3	1	0	1	0	0	0	0	0	0
Hispanic	1	0	0	1	4	2	6	1	1	2	0	0	0
Asian	10	14	0	24	7	8	15	5	4	9	0	0	0
Nat. Amer.	0	0	0	0	0	0	0	0	0	0	0	0	0
NHOPI	0	0	0	0	0	0	0	0	0	0	0	0	0
Two or More	0	0	0	0	1	1	2	0	0	0	0	0	0
Unknown (Race)	1	3	0	4									
Total	16	23	0	39	25	16	41	8	8	16	1	1	2
Total Minority	12	16	0	28	13	11	24	6	5	11	0	0	0

	<i>Promotions From</i>			<i>Promotions Into</i>			<i>Promotions Within</i>		
	Males	Females	TOTAL RACE	Males	Females	TOTAL RACE	Males	Females	TOTAL RACE
White	0	0	0	0	0	0	1	0	1
Afr. Amer.	0	0	0	0	0	0	0	1	1
Hispanic	0	0	0	0	0	0	1	0	1
Asian	0	0	0	0	0	0	0	0	0
Nat. Amer.	0	0	0	0	0	0	0	0	0
NHOPI	0	0	0	0	0	0	0	0	0
Two or More	0	0	0	0	0	0	0	0	0
Total	0	0	0	0	0	0	2	1	3
Total Minority	0	0	0	0	0	0	1	1	2

California State University, Los Angeles
Personnel Transactions Summary

Snapshot Date: 10/31/2023

Job Group: 12 - 201230 - Postsecondary Teachers

Transaction Dates: 11/01/2022 To 10/31/2023

	<i>Applicants</i>				<i>Hires</i>			<i>Terminations (I)</i>			<i>Terminations (V)</i>		
	Males	Females	UNKNOWN (GENDER)	TOTAL RACE	Males	Females	TOTAL RACE	Males	Females	TOTAL RACE	Males	Females	TOTAL RACE
White	8	9	0	17	2	4	6	1	1	2	0	1	1
Afr. Amer.	1	0	0	1	1	2	3	0	0	0	0	0	0
Hispanic	0	0	0	0	3	0	3	4	0	4	0	0	0
Asian	13	19	0	32	2	2	4	2	1	3	0	0	0
Nat. Amer.	0	0	0	0	0	0	0	0	0	0	0	0	0
NHOPI	0	0	0	0	0	0	0	0	0	0	0	0	0
Two or More	0	0	0	0	0	1	1	0	1	1	0	1	1
Unknown (Race)	0	0	0	0									
Total	22	28	0	50	8	9	17	7	3	10	0	2	2
Total Minority	14	19	0	33	6	5	11	6	2	8	0	1	1

	<i>Promotions From</i>			<i>Promotions Into</i>			<i>Promotions Within</i>		
	Males	Females	TOTAL RACE	Males	Females	TOTAL RACE	Males	Females	TOTAL RACE
White	0	0	0	0	0	0	0	0	0
Afr. Amer.	0	0	0	0	0	0	1	0	1
Hispanic	0	0	0	0	0	0	0	0	0
Asian	0	0	0	0	0	0	1	0	1
Nat. Amer.	0	0	0	0	0	0	0	0	0
NHOPI	0	0	0	0	0	0	0	0	0
Two or More	0	0	0	0	0	0	0	0	0
Total	0	0	0	0	0	0	2	0	2
Total Minority	0	0	0	0	0	0	2	0	2

California State University, Los Angeles
Personnel Transactions Summary

Snapshot Date: 10/31/2023

Job Group: 12 - 201400 - Postsecondary Teachers

Transaction Dates: 11/01/2022 To 10/31/2023

	<i>Applicants</i>				<i>Hires</i>			<i>Terminations (I)</i>			<i>Terminations (V)</i>		
	Males	Females	UNKNOWN (GENDER)	TOTAL RACE	Males	Females	TOTAL RACE	Males	Females	TOTAL RACE	Males	Females	TOTAL RACE
White	0	0	0	0	0	0	0	0	0	0	0	0	0
Afr. Amer.	0	0	0	0	0	0	0	0	0	0	0	0	0
Hispanic	0	0	0	0	0	0	0	0	0	0	0	0	0
Asian	0	0	0	0	0	0	0	0	0	0	0	0	0
Nat. Amer.	0	0	0	0	0	0	0	0	0	0	0	0	0
NHOPI	0	0	0	0	0	0	0	0	0	0	0	0	0
Two or More	0	0	0	0	0	0	0	0	0	0	0	0	0
Unknown (Race)	0	0	0	0									
Total	0	0	0	0	0	0	0	0	0	0	0	0	0
Total Minority	0	0	0	0	0	0	0	0	0	0	0	0	0

	<i>Promotions From</i>			<i>Promotions Into</i>			<i>Promotions Within</i>		
	Males	Females	TOTAL RACE	Males	Females	TOTAL RACE	Males	Females	TOTAL RACE
White	0	0	0	0	0	0	0	0	0
Afr. Amer.	0	0	0	0	0	0	0	0	0
Hispanic	0	0	0	0	0	0	0	0	0
Asian	0	0	0	0	0	0	0	0	0
Nat. Amer.	0	0	0	0	0	0	0	0	0
NHOPI	0	0	0	0	0	0	0	0	0
Two or More	0	0	0	0	0	0	0	0	0
Total	0	0	0	0	0	0	0	0	0
Total Minority	0	0	0	0	0	0	0	0	0

California State University, Los Angeles
Personnel Transactions Summary

Snapshot Date: 10/31/2023

Job Group: 12 - 201402 - Postsecondary Teachers

Transaction Dates: 11/01/2022 To 10/31/2023

	<i>Applicants</i>				<i>Hires</i>			<i>Terminations (I)</i>			<i>Terminations (V)</i>		
	Males	Females	UNKNOWN (GENDER)	TOTAL RACE	Males	Females	TOTAL RACE	Males	Females	TOTAL RACE	Males	Females	TOTAL RACE
White	0	0	0	0	0	0	0	0	0	0	0	0	0
Afr. Amer.	0	0	0	0	0	0	0	0	0	0	0	0	0
Hispanic	0	0	0	0	3	0	3	2	0	2	0	0	0
Asian	0	0	0	0	0	0	0	0	0	0	0	0	0
Nat. Amer.	0	0	0	0	0	0	0	0	0	0	0	0	0
NHOPI	0	0	0	0	0	0	0	0	0	0	0	0	0
Two or More	0	0	0	0	0	0	0	0	0	0	0	0	0
Unknown (Race)	0	0	0	0									
Total	0	0	0	0	3	0	3	2	0	2	0	0	0
Total Minority	0	0	0	0	3	0	3	2	0	2	0	0	0

	<i>Promotions From</i>			<i>Promotions Into</i>			<i>Promotions Within</i>		
	Males	Females	TOTAL RACE	Males	Females	TOTAL RACE	Males	Females	TOTAL RACE
White	0	0	0	0	0	0	0	1	1
Afr. Amer.	0	0	0	0	0	0	0	0	0
Hispanic	0	0	0	0	0	0	0	1	1
Asian	0	0	0	0	0	0	0	0	0
Nat. Amer.	0	0	0	0	0	0	0	0	0
NHOPI	0	0	0	0	0	0	0	0	0
Two or More	0	0	0	0	0	0	0	0	0
Total	0	0	0	0	0	0	0	2	2
Total Minority	0	0	0	0	0	0	0	1	1

California State University, Los Angeles
Personnel Transactions Summary

Snapshot Date: 10/31/2023

Job Group: 12 - 201410 - Postsecondary Teachers

Transaction Dates: 11/01/2022 To 10/31/2023

	<i>Applicants</i>				<i>Hires</i>			<i>Terminations (I)</i>			<i>Terminations (V)</i>		
	Males	Females	UNKNOWN (GENDER)	TOTAL RACE	Males	Females	TOTAL RACE	Males	Females	TOTAL RACE	Males	Females	TOTAL RACE
White	0	0	0	0	5	13	18	0	8	8	2	0	2
Afr. Amer.	0	0	0	0	0	0	0	0	2	2	0	0	0
Hispanic	0	0	0	0	4	10	14	2	5	7	0	1	1
Asian	0	0	0	0	1	12	13	1	8	9	0	0	0
Nat. Amer.	0	0	0	0	0	0	0	0	0	0	0	0	0
NHOPI	0	0	0	0	0	0	0	0	0	0	0	0	0
Two or More	0	0	0	0	0	0	0	0	0	0	0	0	0
Unknown (Race)	0	0	0	0									
Total	0	0	0	0	10	35	45	3	23	26	2	1	3
Total Minority	0	0	0	0	5	22	27	3	15	18	0	1	1

	<i>Promotions From</i>			<i>Promotions Into</i>			<i>Promotions Within</i>		
	Males	Females	TOTAL RACE	Males	Females	TOTAL RACE	Males	Females	TOTAL RACE
White	0	0	0	0	0	0	0	0	0
Afr. Amer.	0	0	0	0	0	0	0	0	0
Hispanic	0	0	0	0	0	0	0	0	0
Asian	0	0	0	0	0	0	0	0	0
Nat. Amer.	0	0	0	0	0	0	0	0	0
NHOPI	0	0	0	0	0	0	0	0	0
Two or More	0	0	0	0	0	0	0	0	0
Total	0	0	0	0	0	0	0	0	0
Total Minority	0	0	0	0	0	0	0	0	0

California State University, Los Angeles
Personnel Transactions Summary

Snapshot Date: 10/31/2023

Job Group: 12 - 201415 - Postsecondary Teachers

Transaction Dates: 11/01/2022 To 10/31/2023

	<i>Applicants</i>				<i>Hires</i>			<i>Terminations (I)</i>			<i>Terminations (V)</i>		
	Males	Females	UNKNOWN (GENDER)	TOTAL RACE	Males	Females	TOTAL RACE	Males	Females	TOTAL RACE	Males	Females	TOTAL RACE
White	0	0	0	0	4	7	11	5	7	12	0	1	1
Afr. Amer.	0	0	0	0	0	0	0	0	0	0	0	0	0
Hispanic	0	0	0	0	10	5	15	5	3	8	0	0	0
Asian	0	0	0	0	6	5	11	3	6	9	0	1	1
Nat. Amer.	0	0	0	0	0	0	0	0	0	0	0	0	0
NHOPI	0	0	0	0	0	0	0	0	0	0	0	0	0
Two or More	0	0	0	0	0	3	3	0	1	1	0	0	0
Unknown (Race)	0	0	0	0									
Total	0	0	0	0	20	20	40	13	17	30	0	2	2
Total Minority	0	0	0	0	16	13	29	8	10	18	0	1	1

	<i>Promotions From</i>			<i>Promotions Into</i>			<i>Promotions Within</i>		
	Males	Females	TOTAL RACE	Males	Females	TOTAL RACE	Males	Females	TOTAL RACE
White	0	0	0	0	0	0	0	0	0
Afr. Amer.	0	0	0	0	0	0	0	0	0
Hispanic	0	0	0	0	0	0	0	0	0
Asian	0	0	0	0	0	0	0	0	0
Nat. Amer.	0	0	0	0	0	0	0	0	0
NHOPI	0	0	0	0	0	0	0	0	0
Two or More	0	0	0	0	0	0	0	0	0
Total	0	0	0	0	0	0	0	0	0
Total Minority	0	0	0	0	0	0	0	0	0

California State University, Los Angeles
Personnel Transactions Summary

Snapshot Date: 10/31/2023

Job Group: 12 - 201420 - Postsecondary Teachers

Transaction Dates: 11/01/2022 To 10/31/2023

	<i>Applicants</i>				<i>Hires</i>			<i>Terminations (I)</i>			<i>Terminations (V)</i>		
	Males	Females	UNKNOWN (GENDER)	TOTAL RACE	Males	Females	TOTAL RACE	Males	Females	TOTAL RACE	Males	Females	TOTAL RACE
White	0	2	0	2	4	22	26	4	20	24	1	0	1
Afr. Amer.	1	0	0	1	2	7	9	1	4	5	0	0	0
Hispanic	0	1	0	1	3	25	28	3	15	18	0	0	0
Asian	0	0	0	0	2	7	9	1	8	9	0	0	0
Nat. Amer.	0	0	0	0	0	0	0	0	0	0	0	0	0
NHOPI	0	0	0	0	0	0	0	0	0	0	0	0	0
Two or More	0	1	0	1	1	0	1	0	0	0	0	0	0
Unknown (Race)	0	1	0	1									
Total	1	5	0	6	12	61	73	9	47	56	1	0	1
Total Minority	1	2	0	3	8	39	47	5	27	32	0	0	0

	<i>Promotions From</i>			<i>Promotions Into</i>			<i>Promotions Within</i>		
	Males	Females	TOTAL RACE	Males	Females	TOTAL RACE	Males	Females	TOTAL RACE
White	0	0	0	0	0	0	0	1	1
Afr. Amer.	0	0	0	0	0	0	0	0	0
Hispanic	0	0	0	0	0	0	0	0	0
Asian	0	0	0	0	0	0	0	1	1
Nat. Amer.	0	0	0	0	0	0	0	0	0
NHOPI	0	0	0	0	0	0	0	0	0
Two or More	0	0	0	0	0	0	0	0	0
Total	0	0	0	0	0	0	0	2	2
Total Minority	0	0	0	0	0	0	0	1	1

California State University, Los Angeles
Personnel Transactions Summary

Snapshot Date: 10/31/2023

Job Group: 12 - 201500 - Postsecondary Teachers

Transaction Dates: 11/01/2022 To 10/31/2023

	<i>Applicants</i>				<i>Hires</i>			<i>Terminations (I)</i>			<i>Terminations (V)</i>		
	Males	Females	UNKNOWN (GENDER)	TOTAL RACE	Males	Females	TOTAL RACE	Males	Females	TOTAL RACE	Males	Females	TOTAL RACE
White	0	0	0	0	9	0	9	8	0	8	0	0	0
Afr. Amer.	0	0	0	0	1	0	1	0	0	0	0	0	0
Hispanic	0	0	0	0	1	2	3	2	2	4	0	0	0
Asian	0	0	0	0	4	6	10	6	7	13	0	0	0
Nat. Amer.	0	0	0	0	0	0	0	0	0	0	0	0	0
NHOPI	0	0	0	0	0	0	0	0	0	0	0	0	0
Two or More	0	0	0	0	2	0	2	2	0	2	0	0	0
Unknown (Race)	0	0	0	0									
Total	0	0	0	0	17	8	25	18	9	27	0	0	0
Total Minority	0	0	0	0	8	8	16	10	9	19	0	0	0

	<i>Promotions From</i>			<i>Promotions Into</i>			<i>Promotions Within</i>		
	Males	Females	TOTAL RACE	Males	Females	TOTAL RACE	Males	Females	TOTAL RACE
White	0	0	0	0	0	0	0	0	0
Afr. Amer.	0	0	0	0	0	0	0	0	0
Hispanic	0	0	0	0	0	0	0	0	0
Asian	0	0	0	0	0	0	0	0	0
Nat. Amer.	0	0	0	0	0	0	0	0	0
NHOPI	0	0	0	0	0	0	0	0	0
Two or More	0	0	0	0	0	0	0	0	0
Total	0	0	0	0	0	0	0	0	0
Total Minority	0	0	0	0	0	0	0	0	0

California State University, Los Angeles
Personnel Transactions Summary

Snapshot Date: 10/31/2023

Job Group: 12 - 201501 - Postsecondary Teachers

Transaction Dates: 11/01/2022 To 10/31/2023

	<i>Applicants</i>				<i>Hires</i>			<i>Terminations (I)</i>			<i>Terminations (V)</i>		
	Males	Females	UNKNOWN (GENDER)	TOTAL RACE	Males	Females	TOTAL RACE	Males	Females	TOTAL RACE	Males	Females	TOTAL RACE
White	0	0	0	0	2	0	2	2	0	2	0	0	0
Afr. Amer.	0	0	0	0	0	0	0	0	0	0	0	0	0
Hispanic	0	0	0	0	0	0	0	0	0	0	0	0	0
Asian	0	0	0	0	0	0	0	0	0	0	0	0	0
Nat. Amer.	0	0	0	0	0	0	0	0	0	0	0	0	0
NHOPI	0	0	0	0	0	0	0	0	0	0	0	0	0
Two or More	0	0	0	0	0	0	0	0	0	0	0	0	0
Unknown (Race)	0	0	0	0									
Total	0	0	0	0	2	0	2	2	0	2	0	0	0
Total Minority	0	0	0	0	0	0	0	0	0	0	0	0	0

	<i>Promotions From</i>			<i>Promotions Into</i>			<i>Promotions Within</i>		
	Males	Females	TOTAL RACE	Males	Females	TOTAL RACE	Males	Females	TOTAL RACE
White	0	0	0	0	0	0	0	0	0
Afr. Amer.	0	0	0	0	0	0	0	0	0
Hispanic	0	0	0	0	0	0	0	0	0
Asian	0	0	0	0	0	0	0	0	0
Nat. Amer.	0	0	0	0	0	0	0	0	0
NHOPI	0	0	0	0	0	0	0	0	0
Two or More	0	0	0	0	0	0	0	0	0
Total	0	0	0	0	0	0	0	0	0
Total Minority	0	0	0	0	0	0	0	0	0

California State University, Los Angeles
Personnel Transactions Summary

Snapshot Date: 10/31/2023

Job Group: 12 - 201505 - Postsecondary Teachers

Transaction Dates: 11/01/2022 To 10/31/2023

	<i>Applicants</i>				<i>Hires</i>			<i>Terminations (I)</i>			<i>Terminations (V)</i>		
	Males	Females	UNKNOWN (GENDER)	TOTAL RACE	Males	Females	TOTAL RACE	Males	Females	TOTAL RACE	Males	Females	TOTAL RACE
White	0	0	0	0	3	0	3	2	0	2	0	0	0
Afr. Amer.	0	0	0	0	0	0	0	1	0	1	0	0	0
Hispanic	0	0	0	0	2	2	4	0	1	1	0	0	0
Asian	0	0	0	0	1	2	3	0	2	2	0	0	0
Nat. Amer.	0	0	0	0	0	0	0	0	0	0	0	0	0
NHOPI	0	0	0	0	0	0	0	0	0	0	0	0	0
Two or More	0	0	0	0	0	0	0	0	0	0	0	0	0
Unknown (Race)	0	0	0	0									
Total	0	0	0	0	6	4	10	3	3	6	0	0	0
Total Minority	0	0	0	0	3	4	7	1	3	4	0	0	0

	<i>Promotions From</i>			<i>Promotions Into</i>			<i>Promotions Within</i>		
	Males	Females	TOTAL RACE	Males	Females	TOTAL RACE	Males	Females	TOTAL RACE
White	0	0	0	0	0	0	1	0	1
Afr. Amer.	0	0	0	0	0	0	0	0	0
Hispanic	0	0	0	0	0	0	0	0	0
Asian	0	0	0	0	0	0	0	0	0
Nat. Amer.	0	0	0	0	0	0	0	0	0
NHOPI	0	0	0	0	0	0	0	0	0
Two or More	0	0	0	0	0	0	0	0	0
Total	0	0	0	0	0	0	1	0	1
Total Minority	0	0	0	0	0	0	0	0	0

California State University, Los Angeles
Personnel Transactions Summary

Snapshot Date: 10/31/2023

Job Group: 12 - 201510 - Postsecondary Teachers

Transaction Dates: 11/01/2022 To 10/31/2023

	<i>Applicants</i>				<i>Hires</i>			<i>Terminations (I)</i>			<i>Terminations (V)</i>		
	Males	Females	UNKNOWN (GENDER)	TOTAL RACE	Males	Females	TOTAL RACE	Males	Females	TOTAL RACE	Males	Females	TOTAL RACE
White	9	1	0	10	12	6	18	8	2	10	0	0	0
Afr. Amer.	1	0	0	1	0	2	2	1	2	3	0	0	0
Hispanic	0	0	0	0	13	0	13	7	0	7	0	0	0
Asian	13	4	0	17	29	10	39	14	4	18	0	0	0
Nat. Amer.	0	0	0	0	0	0	0	0	0	0	0	0	0
NHOPI	0	0	0	0	0	0	0	0	0	0	0	0	0
Two or More	0	0	0	0	0	0	0	1	0	1	0	0	0
Unknown (Race)	1	1	1	3									
Total	24	6	1	31	54	18	72	31	8	39	0	0	0
Total Minority	14	4	0	18	42	12	54	23	6	29	0	0	0

	<i>Promotions From</i>			<i>Promotions Into</i>			<i>Promotions Within</i>		
	Males	Females	TOTAL RACE	Males	Females	TOTAL RACE	Males	Females	TOTAL RACE
White	0	0	0	0	0	0	1	0	1
Afr. Amer.	0	0	0	0	0	0	0	0	0
Hispanic	0	0	0	0	0	0	0	0	0
Asian	0	0	0	0	0	0	0	0	0
Nat. Amer.	0	0	0	0	0	0	0	0	0
NHOPI	0	0	0	0	0	0	0	0	0
Two or More	0	0	0	0	0	0	0	0	0
Total	0	0	0	0	0	0	1	0	1
Total Minority	0	0	0	0	0	0	0	0	0

California State University, Los Angeles
Personnel Transactions Summary

Snapshot Date: 10/31/2023

Job Group: 12 - 201515 - Postsecondary Teachers

Transaction Dates: 11/01/2022 To 10/31/2023

	<i>Applicants</i>				<i>Hires</i>			<i>Terminations (I)</i>			<i>Terminations (V)</i>		
	Males	Females	UNKNOWN (GENDER)	TOTAL RACE	Males	Females	TOTAL RACE	Males	Females	TOTAL RACE	Males	Females	TOTAL RACE
White	0	0	0	0	3	0	3	2	0	2	0	1	1
Afr. Amer.	0	0	0	0	0	0	0	0	0	0	0	0	0
Hispanic	0	0	0	0	5	0	5	3	0	3	0	0	0
Asian	1	0	0	1	5	0	5	2	0	2	0	0	0
Nat. Amer.	0	0	0	0	0	0	0	0	0	0	0	0	0
NHOPI	0	0	0	0	0	0	0	0	0	0	0	0	0
Two or More	0	0	0	0	0	0	0	0	0	0	0	0	0
Unknown (Race)	0	0	0	0									
Total	1	0	0	1	13	0	13	7	0	7	0	1	1
Total Minority	1	0	0	1	10	0	10	5	0	5	0	0	0

	<i>Promotions From</i>			<i>Promotions Into</i>			<i>Promotions Within</i>		
	Males	Females	TOTAL RACE	Males	Females	TOTAL RACE	Males	Females	TOTAL RACE
White	0	0	0	0	0	0	0	0	0
Afr. Amer.	0	0	0	0	0	0	0	0	0
Hispanic	0	0	0	0	0	0	0	0	0
Asian	0	0	0	0	0	0	0	0	0
Nat. Amer.	0	0	0	0	0	0	0	0	0
NHOPI	0	0	0	0	0	0	0	0	0
Two or More	0	0	0	0	0	0	0	0	0
Total	0	0	0	0	0	0	0	0	0
Total Minority	0	0	0	0	0	0	0	0	0

California State University, Los Angeles
Personnel Transactions Summary

Snapshot Date: 10/31/2023

Job Group: 12 - 201520 - Postsecondary Teachers

Transaction Dates: 11/01/2022 To 10/31/2023

	<i>Applicants</i>				<i>Hires</i>			<i>Terminations (I)</i>			<i>Terminations (V)</i>		
	Males	Females	UNKNOWN (GENDER)	TOTAL RACE	Males	Females	TOTAL RACE	Males	Females	TOTAL RACE	Males	Females	TOTAL RACE
White	8	0	0	8	11	3	14	8	2	10	0	0	0
Afr. Amer.	0	0	0	0	0	0	0	0	0	0	0	0	0
Hispanic	0	0	0	0	2	2	4	3	1	4	0	0	0
Asian	4	0	0	4	4	0	4	3	0	3	0	0	0
Nat. Amer.	0	0	0	0	0	0	0	0	0	0	0	0	0
NHOPI	0	0	0	0	0	0	0	0	0	0	0	0	0
Two or More	0	0	0	0	0	0	0	0	0	0	0	0	0
Unknown (Race)	1	1	0	2									
Total	13	1	0	14	17	5	22	14	3	17	0	0	0
Total Minority	4	0	0	4	6	2	8	6	1	7	0	0	0

	<i>Promotions From</i>			<i>Promotions Into</i>			<i>Promotions Within</i>		
	Males	Females	TOTAL RACE	Males	Females	TOTAL RACE	Males	Females	TOTAL RACE
White	0	0	0	0	0	0	1	0	1
Afr. Amer.	0	0	0	0	0	0	0	0	0
Hispanic	0	0	0	0	0	0	0	0	0
Asian	0	0	0	0	0	0	0	0	0
Nat. Amer.	0	0	0	0	0	0	0	0	0
NHOPI	0	0	0	0	0	0	0	0	0
Two or More	0	0	0	0	0	0	0	0	0
Total	0	0	0	0	0	0	1	0	1
Total Minority	0	0	0	0	0	0	0	0	0

California State University, Los Angeles
Personnel Transactions Summary

Snapshot Date: 10/31/2023

Job Group: 12 - 201525 - Postsecondary Teachers

Transaction Dates: 11/01/2022 To 10/31/2023

	<i>Applicants</i>				<i>Hires</i>			<i>Terminations (I)</i>			<i>Terminations (V)</i>		
	Males	Females	UNKNOWN (GENDER)	TOTAL RACE	Males	Females	TOTAL RACE	Males	Females	TOTAL RACE	Males	Females	TOTAL RACE
White	0	0	0	0	3	2	5	1	2	3	0	0	0
Afr. Amer.	0	0	0	0	0	0	0	0	0	0	0	0	0
Hispanic	0	0	0	0	6	0	6	2	0	2	0	0	0
Asian	0	0	0	0	2	0	2	2	0	2	1	0	1
Nat. Amer.	0	0	0	0	0	1	1	0	0	0	0	0	0
NHOPI	0	0	0	0	0	0	0	0	0	0	0	0	0
Two or More	0	0	0	0	0	0	0	0	0	0	0	0	0
Unknown (Race)	0	0	0	0									
Total	0	0	0	0	11	3	14	5	2	7	1	0	1
Total Minority	0	0	0	0	8	1	9	4	0	4	1	0	1

	<i>Promotions From</i>			<i>Promotions Into</i>			<i>Promotions Within</i>		
	Males	Females	TOTAL RACE	Males	Females	TOTAL RACE	Males	Females	TOTAL RACE
White	0	0	0	0	0	0	0	1	1
Afr. Amer.	0	0	0	0	0	0	0	0	0
Hispanic	0	0	0	0	0	0	0	0	0
Asian	0	0	0	0	0	0	0	0	0
Nat. Amer.	0	0	0	0	0	0	0	0	0
NHOPI	0	0	0	0	0	0	0	0	0
Two or More	0	0	0	0	0	0	0	0	0
Total	0	0	0	0	0	0	0	1	1
Total Minority	0	0	0	0	0	0	0	0	0

California State University, Los Angeles
Personnel Transactions Summary

Snapshot Date: 10/31/2023

Job Group: 12 - 201600 - Postsecondary Teachers

Transaction Dates: 11/01/2022 To 10/31/2023

	<i>Applicants</i>				<i>Hires</i>			<i>Terminations (I)</i>			<i>Terminations (V)</i>		
	Males	Females	UNKNOWN (GENDER)	TOTAL RACE	Males	Females	TOTAL RACE	Males	Females	TOTAL RACE	Males	Females	TOTAL RACE
White	0	0	0	0	0	6	6	0	6	6	0	0	0
Afr. Amer.	0	0	0	0	0	1	1	0	1	1	0	0	0
Hispanic	0	0	0	0	2	4	6	3	3	6	0	0	0
Asian	0	0	0	0	0	1	1	0	1	1	0	0	0
Nat. Amer.	0	0	0	0	0	0	0	0	0	0	0	0	0
NHOPI	0	0	0	0	0	0	0	0	0	0	0	0	0
Two or More	0	0	0	0	0	0	0	0	0	0	0	0	0
Unknown (Race)	0	0	0	0									
Total	0	0	0	0	2	12	14	3	11	14	0	0	0
Total Minority	0	0	0	0	2	6	8	3	5	8	0	0	0

	<i>Promotions From</i>			<i>Promotions Into</i>			<i>Promotions Within</i>		
	Males	Females	TOTAL RACE	Males	Females	TOTAL RACE	Males	Females	TOTAL RACE
White	0	0	0	0	0	0	0	0	0
Afr. Amer.	0	0	0	0	0	0	0	0	0
Hispanic	0	0	0	0	0	0	0	0	0
Asian	0	0	0	0	0	0	0	0	0
Nat. Amer.	0	0	0	0	0	0	0	0	0
NHOPI	0	0	0	0	0	0	0	0	0
Two or More	0	0	0	0	0	0	0	0	0
Total	0	0	0	0	0	0	0	0	0
Total Minority	0	0	0	0	0	0	0	0	0

California State University, Los Angeles
Personnel Transactions Summary

Snapshot Date: 10/31/2023

Job Group: 12 - 201605 - Postsecondary Teachers

Transaction Dates: 11/01/2022 To 10/31/2023

	<i>Applicants</i>				<i>Hires</i>			<i>Terminations (I)</i>			<i>Terminations (V)</i>		
	Males	Females	UNKNOWN (GENDER)	TOTAL RACE	Males	Females	TOTAL RACE	Males	Females	TOTAL RACE	Males	Females	TOTAL RACE
White	0	0	0	0	1	13	14	1	5	6	0	1	1
Afr. Amer.	0	0	0	0	0	2	2	0	1	1	0	0	0
Hispanic	0	1	0	1	1	17	18	0	4	4	0	0	0
Asian	0	0	0	0	0	3	3	0	1	1	0	0	0
Nat. Amer.	0	0	0	0	0	0	0	0	0	0	0	0	0
NHOPI	0	0	0	0	0	0	0	0	0	0	0	0	0
Two or More	0	0	0	0	0	1	1	0	0	0	0	0	0
Unknown (Race)	0	0	0	0									
Total	0	1	0	1	2	36	38	1	11	12	0	1	1
Total Minority	0	1	0	1	1	23	24	0	6	6	0	0	0

	<i>Promotions From</i>			<i>Promotions Into</i>			<i>Promotions Within</i>		
	Males	Females	TOTAL RACE	Males	Females	TOTAL RACE	Males	Females	TOTAL RACE
White	0	0	0	0	0	0	0	0	0
Afr. Amer.	0	0	0	0	0	0	0	0	0
Hispanic	0	0	0	0	0	0	0	0	0
Asian	0	0	0	0	0	0	0	0	0
Nat. Amer.	0	0	0	0	0	0	0	0	0
NHOPI	0	0	0	0	0	0	0	0	0
Two or More	0	0	0	0	0	0	0	0	0
Total	0	0	0	0	0	0	0	0	0
Total Minority	0	0	0	0	0	0	0	0	0

California State University, Los Angeles
Personnel Transactions Summary

Snapshot Date: 10/31/2023

Job Group: 12 - 201610 - Postsecondary Teachers

Transaction Dates: 11/01/2022 To 10/31/2023

	<i>Applicants</i>				<i>Hires</i>			<i>Terminations (I)</i>			<i>Terminations (V)</i>		
	Males	Females	UNKNOWN (GENDER)	TOTAL RACE	Males	Females	TOTAL RACE	Males	Females	TOTAL RACE	Males	Females	TOTAL RACE
White	0	0	0	0	3	2	5	3	2	5	0	0	0
Afr. Amer.	0	0	0	0	0	0	0	0	0	0	0	0	0
Hispanic	0	0	0	0	3	12	15	1	6	7	0	0	0
Asian	0	0	0	0	1	4	5	0	1	1	0	0	0
Nat. Amer.	0	0	0	0	0	0	0	0	0	0	0	0	0
NHOPI	0	0	0	0	0	0	0	0	0	0	0	0	0
Two or More	0	0	0	0	0	1	1	0	0	0	0	0	0
Unknown (Race)	0	0	0	0									
Total	0	0	0	0	7	19	26	4	9	13	0	0	0
Total Minority	0	0	0	0	4	17	21	1	7	8	0	0	0

	<i>Promotions From</i>			<i>Promotions Into</i>			<i>Promotions Within</i>		
	Males	Females	TOTAL RACE	Males	Females	TOTAL RACE	Males	Females	TOTAL RACE
White	0	0	0	0	0	0	0	0	0
Afr. Amer.	0	0	0	0	0	0	0	0	0
Hispanic	0	0	0	0	0	0	0	0	0
Asian	0	0	0	0	0	0	0	0	0
Nat. Amer.	0	0	0	0	0	0	0	0	0
NHOPI	0	0	0	0	0	0	0	0	0
Two or More	0	0	0	0	0	0	0	0	0
Total	0	0	0	0	0	0	0	0	0
Total Minority	0	0	0	0	0	0	0	0	0

California State University, Los Angeles
Personnel Transactions Summary

Snapshot Date: 10/31/2023

Job Group: 12 - 201611 - Postsecondary Teachers

Transaction Dates: 11/01/2022 To 10/31/2023

	<i>Applicants</i>				<i>Hires</i>			<i>Terminations (I)</i>			<i>Terminations (V)</i>		
	Males	Females	UNKNOWN (GENDER)	TOTAL RACE	Males	Females	TOTAL RACE	Males	Females	TOTAL RACE	Males	Females	TOTAL RACE
White	0	0	0	0	0	2	2	0	1	1	0	0	0
Afr. Amer.	0	0	0	0	0	0	0	0	0	0	0	0	0
Hispanic	0	0	0	0	0	0	0	0	0	0	0	0	0
Asian	0	0	0	0	0	0	0	0	0	0	0	0	0
Nat. Amer.	0	0	0	0	0	0	0	0	0	0	0	0	0
NHOPI	0	0	0	0	0	0	0	0	0	0	0	0	0
Two or More	0	0	0	0	0	0	0	0	0	0	0	0	0
Unknown (Race)	0	0	0	0									
Total	0	0	0	0	0	2	2	0	1	1	0	0	0
Total Minority	0	0	0	0	0	0	0	0	0	0	0	0	0

	<i>Promotions From</i>			<i>Promotions Into</i>			<i>Promotions Within</i>		
	Males	Females	TOTAL RACE	Males	Females	TOTAL RACE	Males	Females	TOTAL RACE
White	0	0	0	0	0	0	0	0	0
Afr. Amer.	0	0	0	0	0	0	0	0	0
Hispanic	0	0	0	0	0	0	0	0	0
Asian	0	0	0	0	0	0	0	0	0
Nat. Amer.	0	0	0	0	0	0	0	0	0
NHOPI	0	0	0	0	0	0	0	0	0
Two or More	0	0	0	0	0	0	0	0	0
Total	0	0	0	0	0	0	0	0	0
Total Minority	0	0	0	0	0	0	0	0	0

California State University, Los Angeles
Personnel Transactions Summary

Snapshot Date: 10/31/2023

Job Group: 12 - 201615 - Postsecondary Teachers

Transaction Dates: 11/01/2022 To 10/31/2023

	<i>Applicants</i>				<i>Hires</i>			<i>Terminations (I)</i>			<i>Terminations (V)</i>		
	Males	Females	UNKNOWN (GENDER)	TOTAL RACE	Males	Females	TOTAL RACE	Males	Females	TOTAL RACE	Males	Females	TOTAL RACE
White	0	0	0	0	5	17	22	1	10	11	0	0	0
Afr. Amer.	0	0	0	0	0	0	0	0	0	0	0	0	0
Hispanic	0	0	0	0	5	7	12	2	6	8	0	0	0
Asian	0	0	0	0	0	4	4	0	2	2	0	0	0
Nat. Amer.	0	0	0	0	0	0	0	0	0	0	0	0	0
NHOPI	0	0	0	0	0	0	0	0	0	0	0	0	0
Two or More	0	0	0	0	0	1	1	0	0	0	0	1	1
Unknown (Race)	0	0	0	0									
Total	0	0	0	0	10	29	39	3	18	21	0	1	1
Total Minority	0	0	0	0	5	12	17	2	8	10	0	1	1

	<i>Promotions From</i>			<i>Promotions Into</i>			<i>Promotions Within</i>		
	Males	Females	TOTAL RACE	Males	Females	TOTAL RACE	Males	Females	TOTAL RACE
White	0	0	0	0	0	0	0	0	0
Afr. Amer.	0	0	0	0	0	0	0	0	0
Hispanic	0	0	0	0	0	0	1	0	1
Asian	0	0	0	0	0	0	0	0	0
Nat. Amer.	0	0	0	0	0	0	0	0	0
NHOPI	0	0	0	0	0	0	0	0	0
Two or More	0	0	0	0	0	0	0	0	0
Total	0	0	0	0	0	0	1	0	1
Total Minority	0	0	0	0	0	0	1	0	1

California State University, Los Angeles
Personnel Transactions Summary

Snapshot Date: 10/31/2023

Job Group: 12 - 201620 - Postsecondary Teachers

Transaction Dates: 11/01/2022 To 10/31/2023

	<i>Applicants</i>				<i>Hires</i>			<i>Terminations (I)</i>			<i>Terminations (V)</i>		
	Males	Females	UNKNOWN (GENDER)	TOTAL RACE	Males	Females	TOTAL RACE	Males	Females	TOTAL RACE	Males	Females	TOTAL RACE
White	0	0	0	0	2	2	4	1	2	3	0	0	0
Afr. Amer.	0	0	0	0	0	2	2	0	1	1	0	0	0
Hispanic	0	0	0	0	1	4	5	1	1	2	0	0	0
Asian	0	0	0	0	0	3	3	0	1	1	0	0	0
Nat. Amer.	0	0	0	0	0	0	0	0	0	0	0	0	0
NHOPI	0	0	0	0	0	0	0	0	0	0	0	0	0
Two or More	0	0	0	0	0	0	0	0	0	0	0	0	0
Unknown (Race)	0	0	0	0									
Total	0	0	0	0	3	11	14	2	5	7	0	0	0
Total Minority	0	0	0	0	1	9	10	1	3	4	0	0	0

	<i>Promotions From</i>			<i>Promotions Into</i>			<i>Promotions Within</i>		
	Males	Females	TOTAL RACE	Males	Females	TOTAL RACE	Males	Females	TOTAL RACE
White	0	0	0	0	0	0	0	0	0
Afr. Amer.	0	0	0	0	0	0	0	0	0
Hispanic	0	0	0	0	0	0	0	0	0
Asian	0	0	0	0	0	0	0	0	0
Nat. Amer.	0	0	0	0	0	0	0	0	0
NHOPI	0	0	0	0	0	0	0	0	0
Two or More	0	0	0	0	0	0	0	0	0
Total	0	0	0	0	0	0	0	0	0
Total Minority	0	0	0	0	0	0	0	0	0

California State University, Los Angeles
Personnel Transactions Summary

Snapshot Date: 10/31/2023

Job Group: 12 - 201625 - Postsecondary Teachers

Transaction Dates: 11/01/2022 To 10/31/2023

	<i>Applicants</i>				<i>Hires</i>			<i>Terminations (I)</i>			<i>Terminations (V)</i>		
	Males	Females	UNKNOWN (GENDER)	TOTAL RACE	Males	Females	TOTAL RACE	Males	Females	TOTAL RACE	Males	Females	TOTAL RACE
White	0	0	0	0	3	6	9	1	3	4	2	0	2
Afr. Amer.	0	0	0	0	2	1	3	0	0	0	1	1	2
Hispanic	0	0	0	0	26	22	48	13	6	19	0	1	1
Asian	0	0	0	0	10	13	23	5	7	12	1	0	1
Nat. Amer.	0	0	0	0	0	2	2	0	1	1	0	0	0
NHOPI	0	0	0	0	0	0	0	0	0	0	0	0	0
Two or More	0	0	0	0	2	0	2	0	0	0	0	0	0
Unknown (Race)	0	0	0	0									
Total	0	0	0	0	43	44	87	19	17	36	4	2	6
Total Minority	0	0	0	0	40	38	78	18	14	32	2	2	4

	<i>Promotions From</i>			<i>Promotions Into</i>			<i>Promotions Within</i>		
	Males	Females	TOTAL RACE	Males	Females	TOTAL RACE	Males	Females	TOTAL RACE
White	0	0	0	0	0	0	0	0	0
Afr. Amer.	0	0	0	0	0	0	0	0	0
Hispanic	0	0	0	0	0	0	0	0	0
Asian	0	1	1	0	0	0	1	1	2
Nat. Amer.	0	0	0	0	0	0	0	0	0
NHOPI	0	0	0	0	0	0	0	0	0
Two or More	0	0	0	0	0	0	0	0	0
Total	0	1	1	0	0	0	1	1	2
Total Minority	0	1	1	0	0	0	1	1	2

California State University, Los Angeles
Personnel Transactions Summary

Snapshot Date: 10/31/2023

Job Group: 12 - 201630 - Postsecondary Teachers

Transaction Dates: 11/01/2022 To 10/31/2023

	<i>Applicants</i>				<i>Hires</i>			<i>Terminations (I)</i>			<i>Terminations (V)</i>		
	Males	Females	UNKNOWN (GENDER)	TOTAL RACE	Males	Females	TOTAL RACE	Males	Females	TOTAL RACE	Males	Females	TOTAL RACE
White	0	2	0	2	2	12	14	2	3	5	0	1	1
Afr. Amer.	1	0	0	1	1	2	3	0	1	1	0	0	0
Hispanic	0	0	0	0	2	10	12	1	6	7	0	1	1
Asian	0	0	0	0	3	10	13	1	3	4	0	1	1
Nat. Amer.	0	0	0	0	0	0	0	0	0	0	0	0	0
NHOPI	0	0	0	0	0	0	0	0	0	0	0	0	0
Two or More	0	0	0	0	0	0	0	0	0	0	0	0	0
Unknown (Race)	0	1	0	1									
Total	1	3	0	4	8	34	42	4	13	17	0	3	3
Total Minority	1	0	0	1	6	22	28	2	10	12	0	2	2

	<i>Promotions From</i>			<i>Promotions Into</i>			<i>Promotions Within</i>		
	Males	Females	TOTAL RACE	Males	Females	TOTAL RACE	Males	Females	TOTAL RACE
White	0	0	0	0	0	0	0	0	0
Afr. Amer.	0	0	0	0	0	0	0	0	0
Hispanic	0	0	0	0	0	0	0	0	0
Asian	0	0	0	0	0	0	1	0	1
Nat. Amer.	0	0	0	0	0	0	0	0	0
NHOPI	0	0	0	0	0	0	0	0	0
Two or More	0	0	0	0	0	0	0	0	0
Total	0	0	0	0	0	0	1	0	1
Total Minority	0	0	0	0	0	0	1	0	1

California State University, Los Angeles
Personnel Transactions Summary

Snapshot Date: 10/31/2023

Job Group: 12 - 201635 - Postsecondary Teachers

Transaction Dates: 11/01/2022 To 10/31/2023

	<i>Applicants</i>				<i>Hires</i>			<i>Terminations (I)</i>			<i>Terminations (V)</i>		
	Males	Females	UNKNOWN (GENDER)	TOTAL RACE	Males	Females	TOTAL RACE	Males	Females	TOTAL RACE	Males	Females	TOTAL RACE
White	0	0	0	0	3	8	11	1	7	8	0	1	1
Afr. Amer.	0	0	0	0	1	4	5	1	2	3	0	0	0
Hispanic	0	0	0	0	7	8	15	1	3	4	0	0	0
Asian	0	0	0	0	5	1	6	0	1	1	0	0	0
Nat. Amer.	0	0	0	0	0	0	0	0	0	0	0	0	0
NHOPI	0	0	0	0	0	0	0	0	0	0	0	0	0
Two or More	0	0	0	0	0	1	1	0	0	0	0	0	0
Unknown (Race)	0	0	0	0									
Total	0	0	0	0	16	22	38	3	13	16	0	1	1
Total Minority	0	0	0	0	13	14	27	2	6	8	0	0	0

	<i>Promotions From</i>			<i>Promotions Into</i>			<i>Promotions Within</i>		
	Males	Females	TOTAL RACE	Males	Females	TOTAL RACE	Males	Females	TOTAL RACE
White	0	0	0	0	0	0	0	1	1
Afr. Amer.	0	0	0	0	0	0	0	0	0
Hispanic	0	0	0	0	0	0	1	0	1
Asian	0	0	0	0	0	0	0	0	0
Nat. Amer.	0	0	0	0	0	0	0	0	0
NHOPI	0	0	0	0	0	0	0	0	0
Two or More	0	0	0	0	0	0	0	0	0
Total	0	0	0	0	0	0	1	1	2
Total Minority	0	0	0	0	0	0	1	0	1

California State University, Los Angeles
Personnel Transactions Summary

Snapshot Date: 10/31/2023

Job Group: 12 - 201640 - Postsecondary Teachers

Transaction Dates: 11/01/2022 To 10/31/2023

	<i>Applicants</i>				<i>Hires</i>			<i>Terminations (I)</i>			<i>Terminations (V)</i>		
	Males	Females	UNKNOWN (GENDER)	TOTAL RACE	Males	Females	TOTAL RACE	Males	Females	TOTAL RACE	Males	Females	TOTAL RACE
White	0	0	0	0	2	3	5	0	0	0	0	0	0
Afr. Amer.	0	0	0	0	3	1	4	2	1	3	0	0	0
Hispanic	0	0	0	0	1	2	3	1	0	1	0	0	0
Asian	0	0	0	0	0	0	0	0	1	1	0	0	0
Nat. Amer.	0	0	0	0	0	0	0	0	0	0	0	0	0
NHOPI	0	0	0	0	0	0	0	0	0	0	0	0	0
Two or More	0	0	0	0	0	0	0	0	0	0	0	0	0
Unknown (Race)	0	0	0	0									
Total	0	0	0	0	6	6	12	3	2	5	0	0	0
Total Minority	0	0	0	0	4	3	7	3	2	5	0	0	0

	<i>Promotions From</i>			<i>Promotions Into</i>			<i>Promotions Within</i>		
	Males	Females	TOTAL RACE	Males	Females	TOTAL RACE	Males	Females	TOTAL RACE
White	0	0	0	0	0	0	0	0	0
Afr. Amer.	0	0	0	0	0	0	0	0	0
Hispanic	0	0	0	0	0	0	0	0	0
Asian	0	0	0	0	0	0	0	0	0
Nat. Amer.	0	0	0	0	0	0	0	0	0
NHOPI	0	0	0	0	0	0	0	0	0
Two or More	0	0	0	0	0	0	0	0	0
Total	0	0	0	0	0	0	0	0	0
Total Minority	0	0	0	0	0	0	0	0	0

California State University, Los Angeles
Personnel Transactions Summary

Snapshot Date: 10/31/2023

Job Group: 12 - 201650 - Postsecondary Teachers

Transaction Dates: 11/01/2022 To 10/31/2023

	<i>Applicants</i>				<i>Hires</i>			<i>Terminations (I)</i>			<i>Terminations (V)</i>		
	Males	Females	UNKNOWN (GENDER)	TOTAL RACE	Males	Females	TOTAL RACE	Males	Females	TOTAL RACE	Males	Females	TOTAL RACE
White	0	0	0	0	0	0	0	0	0	0	0	0	0
Afr. Amer.	0	0	0	0	0	0	0	0	0	0	0	0	0
Hispanic	0	0	0	0	0	0	0	0	0	0	0	0	0
Asian	0	0	0	0	0	0	0	0	0	0	0	0	0
Nat. Amer.	0	0	0	0	0	0	0	0	0	0	0	0	0
NHOPI	0	0	0	0	0	0	0	0	0	0	0	0	0
Two or More	0	0	0	0	0	0	0	0	0	0	0	0	0
Unknown (Race)	0	0	0	0									
Total	0	0	0	0	0	0	0	0	0	0	0	0	0
Total Minority	0	0	0	0	0	0	0	0	0	0	0	0	0

	<i>Promotions From</i>			<i>Promotions Into</i>			<i>Promotions Within</i>		
	Males	Females	TOTAL RACE	Males	Females	TOTAL RACE	Males	Females	TOTAL RACE
White	0	0	0	0	0	0	0	0	0
Afr. Amer.	0	0	0	0	0	0	0	0	0
Hispanic	0	0	0	0	0	0	0	0	0
Asian	0	0	0	0	0	0	0	0	0
Nat. Amer.	0	0	0	0	0	0	0	0	0
NHOPI	0	0	0	0	0	0	0	0	0
Two or More	0	0	0	0	0	0	0	0	0
Total	0	0	0	0	0	0	0	0	0
Total Minority	0	0	0	0	0	0	0	0	0

California State University, Los Angeles
Personnel Transactions Summary

Snapshot Date: 10/31/2023

Job Group: 12 - 201665 - Postsecondary Teachers

Transaction Dates: 11/01/2022 To 10/31/2023

	<i>Applicants</i>				<i>Hires</i>			<i>Terminations (I)</i>			<i>Terminations (V)</i>		
	Males	Females	UNKNOWN (GENDER)	TOTAL RACE	Males	Females	TOTAL RACE	Males	Females	TOTAL RACE	Males	Females	TOTAL RACE
White	0	0	0	0	2	7	9	2	2	4	0	0	0
Afr. Amer.	0	0	0	0	0	4	4	0	0	0	0	0	0
Hispanic	0	0	0	0	1	0	1	1	0	1	0	0	0
Asian	0	0	0	0	0	3	3	0	2	2	0	0	0
Nat. Amer.	0	0	0	0	0	0	0	0	0	0	0	0	0
NHOPI	0	0	0	0	0	0	0	0	0	0	0	0	0
Two or More	0	0	0	0	0	0	0	0	0	0	0	0	0
Unknown (Race)	0	0	0	0									
Total	0	0	0	0	3	14	17	3	4	7	0	0	0
Total Minority	0	0	0	0	1	7	8	1	2	3	0	0	0

	<i>Promotions From</i>			<i>Promotions Into</i>			<i>Promotions Within</i>		
	Males	Females	TOTAL RACE	Males	Females	TOTAL RACE	Males	Females	TOTAL RACE
White	0	0	0	0	0	0	0	0	0
Afr. Amer.	0	0	0	0	0	0	0	0	0
Hispanic	0	0	0	0	0	0	0	0	0
Asian	0	0	0	0	1	1	0	0	0
Nat. Amer.	0	0	0	0	0	0	0	0	0
NHOPI	0	0	0	0	0	0	0	0	0
Two or More	0	0	0	0	0	0	0	0	0
Total	0	0	0	0	1	1	0	0	0
Total Minority	0	0	0	0	1	1	0	0	0

California State University, Los Angeles
Personnel Transactions Summary

Snapshot Date: 10/31/2023

Job Group: 12 - 201700 - Postsecondary Teachers

Transaction Dates: 11/01/2022 To 10/31/2023

	<i>Applicants</i>				<i>Hires</i>			<i>Terminations (I)</i>			<i>Terminations (V)</i>		
	Males	Females	UNKNOWN (GENDER)	TOTAL RACE	Males	Females	TOTAL RACE	Males	Females	TOTAL RACE	Males	Females	TOTAL RACE
White	0	0	0	0	16	17	33	15	15	30	0	0	0
Afr. Amer.	0	0	0	0	3	1	4	2	2	4	0	0	0
Hispanic	0	0	0	0	6	4	10	5	2	7	0	0	0
Asian	0	0	0	0	11	8	19	10	7	17	0	0	0
Nat. Amer.	0	0	0	0	0	0	0	0	0	0	0	0	0
NHOPI	0	0	0	0	0	0	0	0	0	0	0	0	0
Two or More	0	0	0	0	0	0	0	3	0	3	0	0	0
Unknown (Race)	0	0	0	0									
Total	0	0	0	0	36	30	66	35	26	61	0	0	0
Total Minority	0	0	0	0	20	13	33	20	11	31	0	0	0

	<i>Promotions From</i>			<i>Promotions Into</i>			<i>Promotions Within</i>		
	Males	Females	TOTAL RACE	Males	Females	TOTAL RACE	Males	Females	TOTAL RACE
White	0	0	0	0	0	0	0	0	0
Afr. Amer.	0	0	0	0	0	0	0	0	0
Hispanic	0	0	0	0	0	0	0	0	0
Asian	0	0	0	0	0	0	0	0	0
Nat. Amer.	0	0	0	0	0	0	0	0	0
NHOPI	0	0	0	0	0	0	0	0	0
Two or More	0	0	0	0	0	0	0	0	0
Total	0	0	0	0	0	0	0	0	0
Total Minority	0	0	0	0	0	0	0	0	0

California State University, Los Angeles
Personnel Transactions Summary

Snapshot Date: 10/31/2023

Job Group: 12 - 201705 - Postsecondary Teachers

Transaction Dates: 11/01/2022 To 10/31/2023

	<i>Applicants</i>				<i>Hires</i>			<i>Terminations (I)</i>			<i>Terminations (V)</i>		
	Males	Females	UNKNOWN (GENDER)	TOTAL RACE	Males	Females	TOTAL RACE	Males	Females	TOTAL RACE	Males	Females	TOTAL RACE
White	0	0	0	0	2	9	11	0	4	4	1	2	3
Afr. Amer.	0	0	0	0	0	0	0	0	0	0	0	0	0
Hispanic	0	0	0	0	0	2	2	0	0	0	0	0	0
Asian	0	0	0	0	1	1	2	0	2	2	0	0	0
Nat. Amer.	0	0	0	0	0	0	0	0	0	0	0	0	0
NHOPI	0	0	0	0	0	0	0	0	0	0	0	0	0
Two or More	0	0	0	0	0	0	0	0	0	0	0	0	0
Unknown (Race)	0	0	0	0									
Total	0	0	0	0	3	12	15	0	6	6	1	2	3
Total Minority	0	0	0	0	1	3	4	0	2	2	0	0	0

	<i>Promotions From</i>			<i>Promotions Into</i>			<i>Promotions Within</i>		
	Males	Females	TOTAL RACE	Males	Females	TOTAL RACE	Males	Females	TOTAL RACE
White	0	0	0	0	0	0	0	1	1
Afr. Amer.	0	0	0	0	0	0	0	0	0
Hispanic	0	0	0	0	0	0	0	0	0
Asian	0	0	0	0	0	0	0	0	0
Nat. Amer.	0	0	0	0	0	0	0	0	0
NHOPI	0	0	0	0	0	0	0	0	0
Two or More	0	0	0	0	0	0	0	0	0
Total	0	0	0	0	0	0	0	1	1
Total Minority	0	0	0	0	0	0	0	0	0

California State University, Los Angeles
Personnel Transactions Summary

Snapshot Date: 10/31/2023

Job Group: 12 - 201707 - Postsecondary Teachers

Transaction Dates: 11/01/2022 To 10/31/2023

	<i>Applicants</i>				<i>Hires</i>			<i>Terminations (I)</i>			<i>Terminations (V)</i>		
	Males	Females	UNKNOWN (GENDER)	TOTAL RACE	Males	Females	TOTAL RACE	Males	Females	TOTAL RACE	Males	Females	TOTAL RACE
White	0	0	0	0	0	0	0	0	0	0	0	0	0
Afr. Amer.	0	0	0	0	0	0	0	0	0	0	0	0	0
Hispanic	0	0	0	0	0	1	1	0	1	1	0	0	0
Asian	0	1	0	1	5	1	6	3	0	3	1	0	1
Nat. Amer.	0	0	0	0	0	0	0	0	0	0	0	0	0
NHOPI	0	0	0	0	0	0	0	0	0	0	0	0	0
Two or More	0	0	0	0	1	0	1	1	0	1	0	0	0
Unknown (Race)	0	0	0	0									
Total	0	1	0	1	6	2	8	4	1	5	1	0	1
Total Minority	0	1	0	1	6	2	8	4	1	5	1	0	1

	<i>Promotions From</i>			<i>Promotions Into</i>			<i>Promotions Within</i>		
	Males	Females	TOTAL RACE	Males	Females	TOTAL RACE	Males	Females	TOTAL RACE
White	0	0	0	0	0	0	0	0	0
Afr. Amer.	0	0	0	0	0	0	0	0	0
Hispanic	0	0	0	0	0	0	0	0	0
Asian	0	0	0	0	0	0	0	0	0
Nat. Amer.	0	0	0	0	0	0	0	0	0
NHOPI	0	0	0	0	0	0	0	0	0
Two or More	0	0	0	0	0	0	0	0	0
Total	0	0	0	0	0	0	0	0	0
Total Minority	0	0	0	0	0	0	0	0	0

California State University, Los Angeles
Personnel Transactions Summary

Snapshot Date: 10/31/2023

Job Group: 12 - 201710 - Postsecondary Teachers

Transaction Dates: 11/01/2022 To 10/31/2023

	<i>Applicants</i>				<i>Hires</i>			<i>Terminations (I)</i>			<i>Terminations (V)</i>		
	Males	Females	UNKNOWN (GENDER)	TOTAL RACE	Males	Females	TOTAL RACE	Males	Females	TOTAL RACE	Males	Females	TOTAL RACE
White	14	15	1	30	5	10	15	1	8	9	1	1	2
Afr. Amer.	2	0	0	2	0	4	4	0	0	0	0	0	0
Hispanic	3	0	0	3	9	10	19	5	6	11	0	0	0
Asian	22	14	0	36	3	8	11	1	3	4	0	1	1
Nat. Amer.	0	0	0	0	0	0	0	0	0	0	0	0	0
NHOPI	0	0	0	0	0	0	0	0	0	0	0	0	0
Two or More	0	0	0	0	0	0	0	0	0	0	0	0	0
Unknown (Race)	2	1	3	6									
Total	43	30	4	77	17	32	49	7	17	24	1	2	3
Total Minority	27	14	0	41	12	22	34	6	9	15	0	1	1

	<i>Promotions From</i>			<i>Promotions Into</i>			<i>Promotions Within</i>		
	Males	Females	TOTAL RACE	Males	Females	TOTAL RACE	Males	Females	TOTAL RACE
White	0	0	0	0	0	0	0	2	2
Afr. Amer.	0	0	0	0	0	0	0	0	0
Hispanic	0	0	0	0	0	0	1	1	2
Asian	0	0	0	0	0	0	0	0	0
Nat. Amer.	0	0	0	0	0	0	0	0	0
NHOPI	0	0	0	0	0	0	0	0	0
Two or More	0	0	0	0	0	0	0	0	0
Total	0	0	0	0	0	0	1	3	4
Total Minority	0	0	0	0	0	0	1	1	2

California State University, Los Angeles
Personnel Transactions Summary

Snapshot Date: 10/31/2023

Job Group: 12 - 201715 - Postsecondary Teachers

Transaction Dates: 11/01/2022 To 10/31/2023

	<i>Applicants</i>				<i>Hires</i>			<i>Terminations (I)</i>			<i>Terminations (V)</i>		
	Males	Females	UNKNOWN (GENDER)	TOTAL RACE	Males	Females	TOTAL RACE	Males	Females	TOTAL RACE	Males	Females	TOTAL RACE
White	0	0	0	0	4	1	5	3	2	5	1	0	1
Afr. Amer.	0	0	0	0	0	0	0	0	0	0	0	0	0
Hispanic	0	0	0	0	12	3	15	8	1	9	0	0	0
Asian	0	0	0	0	6	5	11	3	3	6	1	1	2
Nat. Amer.	0	0	0	0	0	0	0	0	0	0	0	0	0
NHOPI	0	0	0	0	0	0	0	0	0	0	0	0	0
Two or More	0	0	0	0	1	0	1	1	0	1	0	0	0
Unknown (Race)	0	0	0	0									
Total	0	0	0	0	23	9	32	15	6	21	2	1	3
Total Minority	0	0	0	0	19	8	27	12	4	16	1	1	2

	<i>Promotions From</i>			<i>Promotions Into</i>			<i>Promotions Within</i>		
	Males	Females	TOTAL RACE	Males	Females	TOTAL RACE	Males	Females	TOTAL RACE
White	0	0	0	0	0	0	0	0	0
Afr. Amer.	0	0	0	0	0	0	0	0	0
Hispanic	0	0	0	0	0	0	0	0	0
Asian	0	0	0	0	0	0	0	0	0
Nat. Amer.	0	0	0	0	0	0	0	0	0
NHOPI	0	0	0	0	0	0	0	0	0
Two or More	0	0	0	0	0	0	0	0	0
Total	0	0	0	0	0	0	0	0	0
Total Minority	0	0	0	0	0	0	0	0	0

California State University, Los Angeles
Personnel Transactions Summary

Snapshot Date: 10/31/2023

Job Group: 12 - 201720 - Postsecondary Teachers

Transaction Dates: 11/01/2022 To 10/31/2023

	<i>Applicants</i>				<i>Hires</i>			<i>Terminations (I)</i>			<i>Terminations (V)</i>		
	Males	Females	UNKNOWN (GENDER)	TOTAL RACE	Males	Females	TOTAL RACE	Males	Females	TOTAL RACE	Males	Females	TOTAL RACE
White	0	0	0	0	0	0	0	0	0	0	0	0	0
Afr. Amer.	0	0	0	0	2	0	2	2	0	2	0	0	0
Hispanic	0	0	0	0	10	27	37	1	10	11	0	2	2
Asian	0	0	0	0	0	0	0	0	0	0	0	0	0
Nat. Amer.	0	0	0	0	0	1	1	0	0	0	0	0	0
NHOPI	0	0	0	0	0	1	1	0	0	0	0	0	0
Two or More	0	0	0	0	0	0	0	0	0	0	0	0	0
Unknown (Race)	0	0	0	0									
Total	0	0	0	0	12	29	41	3	10	13	0	2	2
Total Minority	0	0	0	0	12	29	41	3	10	13	0	2	2

	<i>Promotions From</i>			<i>Promotions Into</i>			<i>Promotions Within</i>		
	Males	Females	TOTAL RACE	Males	Females	TOTAL RACE	Males	Females	TOTAL RACE
White	0	0	0	0	0	0	0	0	0
Afr. Amer.	0	0	0	0	0	0	0	0	0
Hispanic	0	0	0	0	0	0	0	0	0
Asian	0	0	0	0	0	0	0	0	0
Nat. Amer.	0	0	0	0	0	0	0	0	0
NHOPI	0	0	0	0	0	0	0	0	0
Two or More	0	0	0	0	0	0	0	0	0
Total	0	0	0	0	0	0	0	0	0
Total Minority	0	0	0	0	0	0	0	0	0

California State University, Los Angeles
Personnel Transactions Summary

Snapshot Date: 10/31/2023

Job Group: 12 - 201730 - Postsecondary Teachers

Transaction Dates: 11/01/2022 To 10/31/2023

	<i>Applicants</i>				<i>Hires</i>			<i>Terminations (I)</i>			<i>Terminations (V)</i>		
	Males	Females	UNKNOWN (GENDER)	TOTAL RACE	Males	Females	TOTAL RACE	Males	Females	TOTAL RACE	Males	Females	TOTAL RACE
White	7	3	0	10	2	0	2	4	0	4	0	0	0
Afr. Amer.	4	0	0	4	0	0	0	0	0	0	0	0	0
Hispanic	0	0	0	0	3	10	13	4	3	7	0	0	0
Asian	4	2	0	6	2	4	6	1	2	3	0	0	0
Nat. Amer.	0	0	0	0	0	0	0	0	0	0	0	0	0
NHOPI	0	0	0	0	0	0	0	0	0	0	0	0	0
Two or More	1	0	0	1	0	1	1	0	0	0	0	0	0
Unknown (Race)	1	0	0	1									
Total	17	5	0	22	7	15	22	9	5	14	0	0	0
Total Minority	9	2	0	11	5	15	20	5	5	10	0	0	0

	<i>Promotions From</i>			<i>Promotions Into</i>			<i>Promotions Within</i>		
	Males	Females	TOTAL RACE	Males	Females	TOTAL RACE	Males	Females	TOTAL RACE
White	0	0	0	0	0	0	0	0	0
Afr. Amer.	0	0	0	0	0	0	0	0	0
Hispanic	0	0	0	0	0	0	0	0	0
Asian	0	0	0	0	0	0	0	0	0
Nat. Amer.	0	0	0	0	0	0	0	0	0
NHOPI	0	0	0	0	0	0	0	0	0
Two or More	0	0	0	0	0	0	0	0	0
Total	0	0	0	0	0	0	0	0	0
Total Minority	0	0	0	0	0	0	0	0	0

California State University, Los Angeles
Personnel Transactions Summary

Snapshot Date: 10/31/2023

Job Group: 12 - 201735 - Postsecondary Teachers

Transaction Dates: 11/01/2022 To 10/31/2023

	<i>Applicants</i>				<i>Hires</i>			<i>Terminations (I)</i>			<i>Terminations (V)</i>		
	Males	Females	UNKNOWN (GENDER)	TOTAL RACE	Males	Females	TOTAL RACE	Males	Females	TOTAL RACE	Males	Females	TOTAL RACE
White	0	0	0	0	7	1	8	2	1	3	1	0	1
Afr. Amer.	0	0	0	0	1	1	2	1	0	1	0	0	0
Hispanic	0	0	0	0	6	3	9	6	1	7	0	1	1
Asian	0	0	0	0	0	0	0	0	2	2	0	1	1
Nat. Amer.	0	0	0	0	0	0	0	0	0	0	0	0	0
NHOPI	0	0	0	0	0	0	0	0	0	0	0	0	0
Two or More	0	0	0	0	0	0	0	0	0	0	0	0	0
Unknown (Race)	0	0	0	0									
Total	0	0	0	0	14	5	19	9	4	13	1	2	3
Total Minority	0	0	0	0	7	4	11	7	3	10	0	2	2

	<i>Promotions From</i>			<i>Promotions Into</i>			<i>Promotions Within</i>		
	Males	Females	TOTAL RACE	Males	Females	TOTAL RACE	Males	Females	TOTAL RACE
White	0	0	0	0	0	0	0	0	0
Afr. Amer.	0	0	0	0	0	0	0	0	0
Hispanic	0	0	0	0	0	0	0	0	0
Asian	0	0	0	0	0	0	0	0	0
Nat. Amer.	0	0	0	0	0	0	0	0	0
NHOPI	0	0	0	0	0	0	0	0	0
Two or More	0	0	0	0	0	0	0	0	0
Total	0	0	0	0	0	0	0	0	0
Total Minority	0	0	0	0	0	0	0	0	0

California State University, Los Angeles
Personnel Transactions Summary

Snapshot Date: 10/31/2023

Job Group: 12 - 201740 - Postsecondary Teachers

Transaction Dates: 11/01/2022 To 10/31/2023

	<i>Applicants</i>				<i>Hires</i>			<i>Terminations (I)</i>			<i>Terminations (V)</i>		
	Males	Females	UNKNOWN (GENDER)	TOTAL RACE	Males	Females	TOTAL RACE	Males	Females	TOTAL RACE	Males	Females	TOTAL RACE
White	0	0	0	0	0	0	0	0	0	0	0	0	0
Afr. Amer.	0	0	0	0	0	0	0	0	0	0	0	0	0
Hispanic	0	0	0	0	1	4	5	1	0	1	0	1	1
Asian	0	0	0	0	0	0	0	0	0	0	0	0	0
Nat. Amer.	0	0	0	0	0	1	1	0	0	0	0	0	0
NHOPI	0	0	0	0	0	0	0	0	0	0	0	0	0
Two or More	0	0	0	0	0	0	0	0	0	0	0	0	0
Unknown (Race)	0	0	0	0									
Total	0	0	0	0	1	5	6	1	0	1	0	1	1
Total Minority	0	0	0	0	1	5	6	1	0	1	0	1	1

	<i>Promotions From</i>			<i>Promotions Into</i>			<i>Promotions Within</i>		
	Males	Females	TOTAL RACE	Males	Females	TOTAL RACE	Males	Females	TOTAL RACE
White	0	0	0	0	0	0	0	0	0
Afr. Amer.	0	0	0	0	0	0	0	0	0
Hispanic	0	0	0	0	0	0	0	0	0
Asian	0	0	0	0	0	0	0	0	0
Nat. Amer.	0	0	0	0	0	0	0	0	0
NHOPI	0	0	0	0	0	0	0	0	0
Two or More	0	0	0	0	0	0	0	0	0
Total	0	0	0	0	0	0	0	0	0
Total Minority	0	0	0	0	0	0	0	0	0

California State University, Los Angeles
Personnel Transactions Summary

Snapshot Date: 10/31/2023

Job Group: 12 - 201745 - Postsecondary Teachers

Transaction Dates: 11/01/2022 To 10/31/2023

	<i>Applicants</i>				<i>Hires</i>			<i>Terminations (I)</i>			<i>Terminations (V)</i>		
	Males	Females	UNKNOWN (GENDER)	TOTAL RACE	Males	Females	TOTAL RACE	Males	Females	TOTAL RACE	Males	Females	TOTAL RACE
White	0	0	0	0	10	6	16	11	4	15	0	1	1
Afr. Amer.	0	0	0	0	0	2	2	1	0	1	0	0	0
Hispanic	0	0	0	0	2	3	5	3	2	5	0	0	0
Asian	0	0	0	0	5	8	13	4	8	12	0	0	0
Nat. Amer.	0	0	0	0	0	0	0	0	0	0	0	0	0
NHOPI	0	0	0	0	0	0	0	0	0	0	0	0	0
Two or More	0	0	0	0	0	0	0	0	0	0	0	0	0
Unknown (Race)	0	0	0	0									
Total	0	0	0	0	17	19	36	19	14	33	0	1	1
Total Minority	0	0	0	0	7	13	20	8	10	18	0	0	0

	<i>Promotions From</i>			<i>Promotions Into</i>			<i>Promotions Within</i>		
	Males	Females	TOTAL RACE	Males	Females	TOTAL RACE	Males	Females	TOTAL RACE
White	0	0	0	0	0	0	0	0	0
Afr. Amer.	0	0	0	0	0	0	0	0	0
Hispanic	0	0	0	0	0	0	0	0	0
Asian	0	0	0	0	0	0	0	0	0
Nat. Amer.	0	0	0	0	0	0	0	0	0
NHOPI	0	0	0	0	0	0	0	0	0
Two or More	0	0	0	0	0	0	0	0	0
Total	0	0	0	0	0	0	0	0	0
Total Minority	0	0	0	0	0	0	0	0	0

California State University, Los Angeles
Personnel Transactions Summary

Snapshot Date: 10/31/2023

Job Group: 12 - 201750 - Postsecondary Teachers

Transaction Dates: 11/01/2022 To 10/31/2023

	<i>Applicants</i>				<i>Hires</i>			<i>Terminations (I)</i>			<i>Terminations (V)</i>		
	Males	Females	UNKNOWN (GENDER)	TOTAL RACE	Males	Females	TOTAL RACE	Males	Females	TOTAL RACE	Males	Females	TOTAL RACE
White	0	0	0	0	0	0	0	0	0	0	0	0	0
Afr. Amer.	0	0	0	0	7	6	13	1	1	2	0	0	0
Hispanic	0	0	0	0	2	1	3	0	1	1	0	0	0
Asian	0	0	0	0	0	0	0	0	0	0	0	0	0
Nat. Amer.	0	0	0	0	0	0	0	0	0	0	0	0	0
NHOPI	0	0	0	0	0	0	0	0	0	0	0	0	0
Two or More	0	0	0	0	0	0	0	0	0	0	0	0	0
Unknown (Race)	0	0	0	0									
Total	0	0	0	0	9	7	16	1	2	3	0	0	0
Total Minority	0	0	0	0	9	7	16	1	2	3	0	0	0

	<i>Promotions From</i>			<i>Promotions Into</i>			<i>Promotions Within</i>		
	Males	Females	TOTAL RACE	Males	Females	TOTAL RACE	Males	Females	TOTAL RACE
White	0	0	0	0	0	0	0	0	0
Afr. Amer.	0	0	0	0	0	0	0	0	0
Hispanic	0	0	0	0	0	0	0	0	0
Asian	0	0	0	0	0	0	0	0	0
Nat. Amer.	0	0	0	0	0	0	0	0	0
NHOPI	0	0	0	0	0	0	0	0	0
Two or More	0	0	0	0	0	0	0	0	0
Total	0	0	0	0	0	0	0	0	0
Total Minority	0	0	0	0	0	0	0	0	0

California State University, Los Angeles
Personnel Transactions Summary

Snapshot Date: 10/31/2023

Job Group: 12 - 201755 - Postsecondary Teachers

Transaction Dates: 11/01/2022 To 10/31/2023

	<i>Applicants</i>				<i>Hires</i>			<i>Terminations (I)</i>			<i>Terminations (V)</i>		
	Males	Females	UNKNOWN (GENDER)	TOTAL RACE	Males	Females	TOTAL RACE	Males	Females	TOTAL RACE	Males	Females	TOTAL RACE
White	0	1	0	1	13	11	24	13	1	14	2	0	2
Afr. Amer.	0	0	0	0	0	0	0	0	0	0	0	0	0
Hispanic	0	0	0	0	6	0	6	4	0	4	0	0	0
Asian	0	0	0	0	0	2	2	1	0	1	0	0	0
Nat. Amer.	0	0	0	0	0	0	0	0	0	0	0	0	0
NHOPI	0	0	0	0	0	0	0	0	0	0	0	0	0
Two or More	0	0	0	0	0	0	0	0	0	0	1	0	1
Unknown (Race)	0	0	0	0									
Total	0	1	0	1	19	13	32	18	1	19	3	0	3
Total Minority	0	0	0	0	6	2	8	5	0	5	1	0	1

	<i>Promotions From</i>			<i>Promotions Into</i>			<i>Promotions Within</i>		
	Males	Females	TOTAL RACE	Males	Females	TOTAL RACE	Males	Females	TOTAL RACE
White	0	0	0	0	0	0	0	0	0
Afr. Amer.	0	0	0	0	0	0	0	0	0
Hispanic	0	0	0	0	0	0	0	0	0
Asian	0	0	0	0	0	0	0	0	0
Nat. Amer.	0	0	0	0	0	0	0	0	0
NHOPI	0	0	0	0	0	0	0	0	0
Two or More	0	0	0	0	0	0	0	0	0
Total	0	0	0	0	0	0	0	0	0
Total Minority	0	0	0	0	0	0	0	0	0

California State University, Los Angeles
Personnel Transactions Summary

Snapshot Date: 10/31/2023

Job Group: 12 - 201760 - Postsecondary Teachers

Transaction Dates: 11/01/2022 To 10/31/2023

	<i>Applicants</i>				<i>Hires</i>			<i>Terminations (I)</i>			<i>Terminations (V)</i>		
	Males	Females	UNKNOWN (GENDER)	TOTAL RACE	Males	Females	TOTAL RACE	Males	Females	TOTAL RACE	Males	Females	TOTAL RACE
White	0	0	0	0	3	2	5	0	0	0	0	0	0
Afr. Amer.	0	0	0	0	1	1	2	1	1	2	0	0	0
Hispanic	0	0	0	0	6	2	8	6	3	9	0	0	0
Asian	0	0	0	0	2	0	2	1	0	1	0	0	0
Nat. Amer.	0	0	0	0	0	0	0	0	0	0	0	0	0
NHOPI	0	0	0	0	0	0	0	0	0	0	0	0	0
Two or More	0	0	0	0	1	0	1	0	0	0	0	0	0
Unknown (Race)	0	0	0	0									
Total	0	0	0	0	13	5	18	8	4	12	0	0	0
Total Minority	0	0	0	0	10	3	13	8	4	12	0	0	0

	<i>Promotions From</i>			<i>Promotions Into</i>			<i>Promotions Within</i>		
	Males	Females	TOTAL RACE	Males	Females	TOTAL RACE	Males	Females	TOTAL RACE
White	0	0	0	0	0	0	0	0	0
Afr. Amer.	0	0	0	0	0	0	0	0	0
Hispanic	0	0	0	0	0	0	0	0	0
Asian	0	0	0	0	0	0	0	0	0
Nat. Amer.	0	0	0	0	0	0	0	0	0
NHOPI	0	0	0	0	0	0	0	0	0
Two or More	0	0	0	0	0	0	0	0	0
Total	0	0	0	0	0	0	0	0	0
Total Minority	0	0	0	0	0	0	0	0	0

California State University, Los Angeles
Personnel Transactions Summary

Snapshot Date: 10/31/2023

Job Group: 12 - 201765 - Postsecondary Teachers

Transaction Dates: 11/01/2022 To 10/31/2023

	<i>Applicants</i>				<i>Hires</i>			<i>Terminations (I)</i>			<i>Terminations (V)</i>		
	Males	Females	UNKNOWN (GENDER)	TOTAL RACE	Males	Females	TOTAL RACE	Males	Females	TOTAL RACE	Males	Females	TOTAL RACE
White	3	11	0	14	14	8	22	5	4	9	0	1	1
Afr. Amer.	0	2	0	2	2	2	4	0	1	1	0	0	0
Hispanic	1	2	0	3	10	20	30	4	12	16	0	1	1
Asian	1	3	0	4	0	6	6	1	1	2	0	0	0
Nat. Amer.	0	0	0	0	0	0	0	0	0	0	0	1	1
NHOPI	0	0	0	0	0	1	1	0	0	0	0	0	0
Two or More	0	2	0	2	0	3	3	0	2	2	0	0	0
Unknown (Race)	0	0	1	1									
Total	5	20	1	26	26	40	66	10	20	30	0	3	3
Total Minority	2	9	0	11	12	32	44	5	16	21	0	2	2

	<i>Promotions From</i>			<i>Promotions Into</i>			<i>Promotions Within</i>		
	Males	Females	TOTAL RACE	Males	Females	TOTAL RACE	Males	Females	TOTAL RACE
White	0	0	0	0	0	0	0	0	0
Afr. Amer.	0	0	0	0	0	0	1	0	1
Hispanic	0	0	0	0	0	0	0	0	0
Asian	0	0	0	0	0	0	0	0	0
Nat. Amer.	0	0	0	0	0	0	0	0	0
NHOPI	0	0	0	0	0	0	0	0	0
Two or More	0	0	0	0	0	0	0	0	0
Total	0	0	0	0	0	0	1	0	1
Total Minority	0	0	0	0	0	0	1	0	1

California State University, Los Angeles
Personnel Transactions Summary

Snapshot Date: 10/31/2023

Job Group: 12 - 201770 - Postsecondary Teachers

Transaction Dates: 11/01/2022 To 10/31/2023

	<i>Applicants</i>				<i>Hires</i>			<i>Terminations (I)</i>			<i>Terminations (V)</i>		
	Males	Females	UNKNOWN (GENDER)	TOTAL RACE	Males	Females	TOTAL RACE	Males	Females	TOTAL RACE	Males	Females	TOTAL RACE
White	0	0	0	0	0	3	3	1	1	2	0	0	0
Afr. Amer.	0	0	0	0	1	0	1	1	0	1	0	0	0
Hispanic	0	0	0	0	0	8	8	3	5	8	0	0	0
Asian	0	1	0	1	1	1	2	1	0	1	0	0	0
Nat. Amer.	0	0	0	0	0	0	0	0	0	0	0	0	0
NHOPI	0	0	0	0	0	0	0	0	0	0	0	0	0
Two or More	0	0	0	0	0	0	0	0	0	0	0	0	0
Unknown (Race)	0	0	0	0									
Total	0	1	0	1	2	12	14	6	6	12	0	0	0
Total Minority	0	1	0	1	2	9	11	5	5	10	0	0	0

	<i>Promotions From</i>			<i>Promotions Into</i>			<i>Promotions Within</i>		
	Males	Females	TOTAL RACE	Males	Females	TOTAL RACE	Males	Females	TOTAL RACE
White	0	0	0	0	0	0	0	0	0
Afr. Amer.	0	0	0	0	0	0	0	0	0
Hispanic	0	0	0	0	0	0	0	0	0
Asian	0	0	0	0	0	0	0	0	0
Nat. Amer.	0	0	0	0	0	0	0	0	0
NHOPI	0	0	0	0	0	0	0	0	0
Two or More	0	0	0	0	0	0	0	0	0
Total	0	0	0	0	0	0	0	0	0
Total Minority	0	0	0	0	0	0	0	0	0

California State University, Los Angeles
Personnel Transactions Summary

Snapshot Date: 10/31/2023

Job Group: 12 - 201800 - Postsecondary Teachers

Transaction Dates: 11/01/2022 To 10/31/2023

	<i>Applicants</i>				<i>Hires</i>			<i>Terminations (I)</i>			<i>Terminations (V)</i>		
	Males	Females	UNKNOWN (GENDER)	TOTAL RACE	Males	Females	TOTAL RACE	Males	Females	TOTAL RACE	Males	Females	TOTAL RACE
White	0	0	0	0	13	7	20	15	6	21	0	0	0
Afr. Amer.	0	0	0	0	1	1	2	1	1	2	0	0	0
Hispanic	0	0	0	0	0	2	2	0	2	2	0	0	0
Asian	0	0	0	0	1	2	3	1	3	4	0	0	0
Nat. Amer.	0	0	0	0	0	0	0	0	0	0	0	0	0
NHOPI	0	0	0	0	0	0	0	0	0	0	0	0	0
Two or More	0	0	0	0	0	0	0	0	0	0	0	0	0
Unknown (Race)	0	0	0	0									
Total	0	0	0	0	15	12	27	17	12	29	0	0	0
Total Minority	0	0	0	0	2	5	7	2	6	8	0	0	0

	<i>Promotions From</i>			<i>Promotions Into</i>			<i>Promotions Within</i>		
	Males	Females	TOTAL RACE	Males	Females	TOTAL RACE	Males	Females	TOTAL RACE
White	0	0	0	0	0	0	0	0	0
Afr. Amer.	0	0	0	0	0	0	0	0	0
Hispanic	0	0	0	0	0	0	0	0	0
Asian	0	0	0	0	0	0	0	0	0
Nat. Amer.	0	0	0	0	0	0	0	0	0
NHOPI	0	0	0	0	0	0	0	0	0
Two or More	0	0	0	0	0	0	0	0	0
Total	0	0	0	0	0	0	0	0	0
Total Minority	0	0	0	0	0	0	0	0	0

California State University, Los Angeles
Personnel Transactions Summary

Snapshot Date: 10/31/2023

Job Group: 12 - 201802 - Postsecondary Teachers

Transaction Dates: 11/01/2022 To 10/31/2023

	<i>Applicants</i>				<i>Hires</i>			<i>Terminations (I)</i>			<i>Terminations (V)</i>		
	Males	Females	UNKNOWN (GENDER)	TOTAL RACE	Males	Females	TOTAL RACE	Males	Females	TOTAL RACE	Males	Females	TOTAL RACE
White	0	0	0	0	0	0	0	0	0	0	0	0	0
Afr. Amer.	0	0	0	0	0	0	0	0	0	0	0	0	0
Hispanic	0	0	0	0	0	1	1	0	1	1	0	0	0
Asian	0	0	0	0	0	0	0	0	0	0	0	0	0
Nat. Amer.	0	0	0	0	0	0	0	0	0	0	0	0	0
NHOPI	0	0	0	0	0	0	0	0	0	0	0	0	0
Two or More	0	0	0	0	0	0	0	0	0	0	0	0	0
Unknown (Race)	0	0	0	0									
Total	0	0	0	0	0	1	1	0	1	1	0	0	0
Total Minority	0	0	0	0	0	1	1	0	1	1	0	0	0

	<i>Promotions From</i>			<i>Promotions Into</i>			<i>Promotions Within</i>		
	Males	Females	TOTAL RACE	Males	Females	TOTAL RACE	Males	Females	TOTAL RACE
White	0	0	0	0	0	0	0	0	0
Afr. Amer.	0	0	0	0	0	0	0	0	0
Hispanic	0	0	0	0	0	0	0	0	0
Asian	0	0	0	0	0	0	0	0	0
Nat. Amer.	0	0	0	0	0	0	0	0	0
NHOPI	0	0	0	0	0	0	0	0	0
Two or More	0	0	0	0	0	0	0	0	0
Total	0	0	0	0	0	0	0	0	0
Total Minority	0	0	0	0	0	0	0	0	0

California State University, Los Angeles
Personnel Transactions Summary

Snapshot Date: 10/31/2023

Job Group: 12 - 201804 - Postsecondary Teachers

Transaction Dates: 11/01/2022 To 10/31/2023

	<i>Applicants</i>				<i>Hires</i>			<i>Terminations (I)</i>			<i>Terminations (V)</i>		
	Males	Females	UNKNOWN (GENDER)	TOTAL RACE	Males	Females	TOTAL RACE	Males	Females	TOTAL RACE	Males	Females	TOTAL RACE
White	0	0	0	0	1	0	1	1	0	1	0	0	0
Afr. Amer.	0	0	0	0	0	0	0	0	0	0	0	0	0
Hispanic	0	0	0	0	2	2	4	2	2	4	0	0	0
Asian	0	0	0	0	0	0	0	0	0	0	0	0	0
Nat. Amer.	0	0	0	0	0	0	0	0	0	0	0	0	0
NHOPI	0	0	0	0	0	0	0	0	0	0	0	0	0
Two or More	0	0	0	0	0	0	0	0	0	0	0	0	0
Unknown (Race)	0	0	0	0									
Total	0	0	0	0	3	2	5	3	2	5	0	0	0
Total Minority	0	0	0	0	2	2	4	2	2	4	0	0	0

	<i>Promotions From</i>			<i>Promotions Into</i>			<i>Promotions Within</i>		
	Males	Females	TOTAL RACE	Males	Females	TOTAL RACE	Males	Females	TOTAL RACE
White	0	0	0	0	0	0	0	0	0
Afr. Amer.	0	0	0	0	0	0	0	0	0
Hispanic	0	0	0	0	0	0	0	0	0
Asian	0	0	0	0	0	0	0	0	0
Nat. Amer.	0	0	0	0	0	0	0	0	0
NHOPI	0	0	0	0	0	0	0	0	0
Two or More	0	0	0	0	0	0	0	0	0
Total	0	0	0	0	0	0	0	0	0
Total Minority	0	0	0	0	0	0	0	0	0

California State University, Los Angeles
Personnel Transactions Summary

Snapshot Date: 10/31/2023

Job Group: 12 - 201808 - Postsecondary Teachers

Transaction Dates: 11/01/2022 To 10/31/2023

	<i>Applicants</i>				<i>Hires</i>			<i>Terminations (I)</i>			<i>Terminations (V)</i>		
	Males	Females	UNKNOWN (GENDER)	TOTAL RACE	Males	Females	TOTAL RACE	Males	Females	TOTAL RACE	Males	Females	TOTAL RACE
White	0	0	0	0	1	0	1	1	0	1	0	0	0
Afr. Amer.	0	0	0	0	0	0	0	0	0	0	0	0	0
Hispanic	0	0	0	0	0	2	2	0	2	2	0	0	0
Asian	0	0	0	0	3	1	4	3	1	4	0	0	0
Nat. Amer.	0	0	0	0	0	0	0	0	0	0	0	0	0
NHOPI	0	0	0	0	0	0	0	0	0	0	0	0	0
Two or More	0	0	0	0	0	0	0	0	0	0	0	0	0
Unknown (Race)	0	0	0	0									
Total	0	0	0	0	4	3	7	4	3	7	0	0	0
Total Minority	0	0	0	0	3	3	6	3	3	6	0	0	0

	<i>Promotions From</i>			<i>Promotions Into</i>			<i>Promotions Within</i>		
	Males	Females	TOTAL RACE	Males	Females	TOTAL RACE	Males	Females	TOTAL RACE
White	0	0	0	0	0	0	0	0	0
Afr. Amer.	0	0	0	0	0	0	0	0	0
Hispanic	0	0	0	0	0	0	0	0	0
Asian	0	0	0	0	0	0	0	0	0
Nat. Amer.	0	0	0	0	0	0	0	0	0
NHOPI	0	0	0	0	0	0	0	0	0
Two or More	0	0	0	0	0	0	0	0	0
Total	0	0	0	0	0	0	0	0	0
Total Minority	0	0	0	0	0	0	0	0	0

California State University, Los Angeles
Personnel Transactions Summary

Snapshot Date: 10/31/2023

Job Group: 12 - 201820 - Postsecondary Teachers

Transaction Dates: 11/01/2022 To 10/31/2023

	<i>Applicants</i>				<i>Hires</i>			<i>Terminations (I)</i>			<i>Terminations (V)</i>		
	Males	Females	UNKNOWN (GENDER)	TOTAL RACE	Males	Females	TOTAL RACE	Males	Females	TOTAL RACE	Males	Females	TOTAL RACE
White	0	0	0	0	0	0	0	0	0	0	0	0	0
Afr. Amer.	0	0	0	0	0	0	0	0	0	0	0	0	0
Hispanic	0	0	0	0	0	0	0	0	1	1	0	0	0
Asian	0	0	0	0	0	0	0	0	0	0	0	0	0
Nat. Amer.	0	0	0	0	0	0	0	0	0	0	0	0	0
NHOPI	0	0	0	0	0	0	0	0	0	0	0	0	0
Two or More	0	0	0	0	0	0	0	0	0	0	0	0	0
Unknown (Race)	0	0	0	0									
Total	0	0	0	0	0	0	0	0	1	1	0	0	0
Total Minority	0	0	0	0	0	0	0	0	1	1	0	0	0

	<i>Promotions From</i>			<i>Promotions Into</i>			<i>Promotions Within</i>		
	Males	Females	TOTAL RACE	Males	Females	TOTAL RACE	Males	Females	TOTAL RACE
White	0	0	0	0	0	0	0	0	0
Afr. Amer.	0	0	0	0	0	0	0	0	0
Hispanic	0	0	0	0	0	0	0	0	0
Asian	0	0	0	0	0	0	0	0	0
Nat. Amer.	0	0	0	0	0	0	0	0	0
NHOPI	0	0	0	0	0	0	0	0	0
Two or More	0	0	0	0	0	0	0	0	0
Total	0	0	0	0	0	0	0	0	0
Total Minority	0	0	0	0	0	0	0	0	0

California State University, Los Angeles
Personnel Transactions Summary

Snapshot Date: 10/31/2023

Job Group: 12 - 201870 - Postsecondary Teachers

Transaction Dates: 11/01/2022 To 10/31/2023

	<i>Applicants</i>				<i>Hires</i>			<i>Terminations (I)</i>			<i>Terminations (V)</i>		
	Males	Females	UNKNOWN (GENDER)	TOTAL RACE	Males	Females	TOTAL RACE	Males	Females	TOTAL RACE	Males	Females	TOTAL RACE
White	0	0	0	0	1	0	1	1	0	1	0	0	0
Afr. Amer.	0	0	0	0	0	0	0	0	0	0	0	0	0
Hispanic	0	0	0	0	0	0	0	0	0	0	0	0	0
Asian	0	0	0	0	1	1	2	1	1	2	0	0	0
Nat. Amer.	0	0	0	0	0	0	0	0	0	0	0	0	0
NHOPI	0	0	0	0	0	0	0	0	0	0	0	0	0
Two or More	0	0	0	0	0	0	0	0	0	0	0	0	0
Unknown (Race)	0	0	0	0									
Total	0	0	0	0	2	1	3	2	1	3	0	0	0
Total Minority	0	0	0	0	1	1	2	1	1	2	0	0	0

	<i>Promotions From</i>			<i>Promotions Into</i>			<i>Promotions Within</i>		
	Males	Females	TOTAL RACE	Males	Females	TOTAL RACE	Males	Females	TOTAL RACE
White	0	0	0	0	0	0	0	0	0
Afr. Amer.	0	0	0	0	0	0	0	0	0
Hispanic	0	0	0	0	0	0	0	0	0
Asian	0	0	0	0	0	0	0	0	0
Nat. Amer.	0	0	0	0	0	0	0	0	0
NHOPI	0	0	0	0	0	0	0	0	0
Two or More	0	0	0	0	0	0	0	0	0
Total	0	0	0	0	0	0	0	0	0
Total Minority	0	0	0	0	0	0	0	0	0

California State University, Los Angeles
Personnel Transactions Summary

Snapshot Date: 10/31/2023

Job Group: 12 - 201900 - Postsecondary Teachers

Transaction Dates: 11/01/2022 To 10/31/2023

	<i>Applicants</i>				<i>Hires</i>			<i>Terminations (I)</i>			<i>Terminations (V)</i>		
	Males	Females	UNKNOWN (GENDER)	TOTAL RACE	Males	Females	TOTAL RACE	Males	Females	TOTAL RACE	Males	Females	TOTAL RACE
White	0	0	0	0	0	0	0	0	0	0	0	0	0
Afr. Amer.	0	0	0	0	0	1	1	0	1	1	0	0	0
Hispanic	0	0	0	0	1	1	2	0	1	1	0	0	0
Asian	0	0	0	0	1	0	1	1	0	1	0	0	0
Nat. Amer.	0	0	0	0	0	0	0	0	0	0	0	0	0
NHOPI	0	0	0	0	0	0	0	0	0	0	0	0	0
Two or More	0	0	0	0	0	0	0	0	0	0	0	0	0
Unknown (Race)	0	0	0	0									
Total	0	0	0	0	2	2	4	1	2	3	0	0	0
Total Minority	0	0	0	0	2	2	4	1	2	3	0	0	0

	<i>Promotions From</i>			<i>Promotions Into</i>			<i>Promotions Within</i>		
	Males	Females	TOTAL RACE	Males	Females	TOTAL RACE	Males	Females	TOTAL RACE
White	0	0	0	0	0	0	0	0	0
Afr. Amer.	0	0	0	0	0	0	0	0	0
Hispanic	0	0	0	0	0	0	0	0	0
Asian	0	0	0	0	0	0	0	0	0
Nat. Amer.	0	0	0	0	0	0	0	0	0
NHOPI	0	0	0	0	0	0	0	0	0
Two or More	0	0	0	0	0	0	0	0	0
Total	0	0	0	0	0	0	0	0	0
Total Minority	0	0	0	0	0	0	0	0	0

California State University, Los Angeles
Personnel Transactions Summary

Snapshot Date: 10/31/2023

Job Group: 12 - 201902 - Postsecondary Teachers

Transaction Dates: 11/01/2022 To 10/31/2023

	<i>Applicants</i>				<i>Hires</i>			<i>Terminations (I)</i>			<i>Terminations (V)</i>		
	Males	Females	UNKNOWN (GENDER)	TOTAL RACE	Males	Females	TOTAL RACE	Males	Females	TOTAL RACE	Males	Females	TOTAL RACE
White	0	0	0	0	0	0	0	0	0	0	0	0	0
Afr. Amer.	0	0	0	0	0	0	0	0	0	0	0	0	0
Hispanic	0	0	0	0	2	5	7	2	5	7	0	0	0
Asian	0	0	0	0	0	0	0	0	0	0	0	0	0
Nat. Amer.	0	0	0	0	0	0	0	0	0	0	0	0	0
NHOPI	0	0	0	0	0	0	0	0	0	0	0	0	0
Two or More	0	0	0	0	0	0	0	0	0	0	0	0	0
Unknown (Race)	0	0	0	0									
Total	0	0	0	0	2	5	7	2	5	7	0	0	0
Total Minority	0	0	0	0	2	5	7	2	5	7	0	0	0

	<i>Promotions From</i>			<i>Promotions Into</i>			<i>Promotions Within</i>		
	Males	Females	TOTAL RACE	Males	Females	TOTAL RACE	Males	Females	TOTAL RACE
White	0	0	0	0	0	0	0	0	0
Afr. Amer.	0	0	0	0	0	0	0	0	0
Hispanic	0	0	0	0	0	0	0	0	0
Asian	0	0	0	0	0	0	0	0	0
Nat. Amer.	0	0	0	0	0	0	0	0	0
NHOPI	0	0	0	0	0	0	0	0	0
Two or More	0	0	0	0	0	0	0	0	0
Total	0	0	0	0	0	0	0	0	0
Total Minority	0	0	0	0	0	0	0	0	0

California State University, Los Angeles
Personnel Transactions Summary

Snapshot Date: 10/31/2023

Job Group: 14 - Service Occupations

Transaction Dates: 11/01/2022 To 10/31/2023

	<i>Applicants</i>				<i>Hires</i>			<i>Terminations (I)</i>			<i>Terminations (V)</i>		
	Males	Females	UNKNOWN (GENDER)	TOTAL RACE	Males	Females	TOTAL RACE	Males	Females	TOTAL RACE	Males	Females	TOTAL RACE
White	141	30	1	172	1	0	1	0	0	0	0	0	0
Afr. Amer.	63	12	1	76	2	0	2	1	0	1	1	0	1
Hispanic	243	34	1	278	17	11	28	0	1	1	6	2	8
Asian	24	6	0	30	1	0	1	0	0	0	2	0	2
Nat. Amer.	0	0	0	0	0	0	0	0	0	0	0	0	0
NHOPI	3	1	0	4	0	1	1	0	1	1	0	0	0
Two or More	5	2	0	7	0	0	0	0	0	0	0	0	0
Unknown (Race)	19	2	5	26									
Total	498	87	8	593	21	12	33	1	2	3	9	2	11
Total Minority	338	55	2	395	20	12	32	1	2	3	9	2	11

	<i>Promotions From</i>			<i>Promotions Into</i>			<i>Promotions Within</i>		
	Males	Females	TOTAL RACE	Males	Females	TOTAL RACE	Males	Females	TOTAL RACE
White	0	0	0	0	0	0	0	0	0
Afr. Amer.	0	0	0	0	0	0	0	0	0
Hispanic	1	0	1	0	1	1	3	3	6
Asian	0	0	0	0	0	0	0	0	0
Nat. Amer.	0	0	0	0	0	0	0	0	0
NHOPI	0	0	0	0	0	0	0	0	0
Two or More	0	0	0	0	0	0	0	0	0
Total	1	0	1	0	1	1	3	3	6
Total Minority	1	0	1	0	1	1	3	3	6

California State University, Los Angeles
Personnel Transactions Summary

Snapshot Date: 10/31/2023

Job Group: 2 - Community Serv, Legal, Arts, and Media Occ

Transaction Dates: 11/01/2022 To 10/31/2023

	<i>Applicants</i>				<i>Hires</i>			<i>Terminations (I)</i>			<i>Terminations (V)</i>		
	Males	Females	UNKNOWN (GENDER)	TOTAL RACE	Males	Females	TOTAL RACE	Males	Females	TOTAL RACE	Males	Females	TOTAL RACE
White	15	12	0	27	2	2	4	0	0	0	0	0	0
Afr. Amer.	14	7	0	21	1	2	3	0	1	1	0	0	0
Hispanic	25	14	0	39	4	1	5	0	0	0	2	4	6
Asian	5	7	1	13	0	1	1	0	0	0	0	0	0
Nat. Amer.	0	0	0	0	0	0	0	0	0	0	0	0	0
NHOPI	0	0	0	0	0	0	0	0	0	0	0	0	0
Two or More	1	1	0	2	0	0	0	0	0	0	0	0	0
Unknown (Race)	1	3	2	6									
Total	61	44	3	108	7	6	13	0	1	1	2	4	6
Total Minority	45	29	1	75	5	4	9	0	1	1	2	4	6

	<i>Promotions From</i>			<i>Promotions Into</i>			<i>Promotions Within</i>		
	Males	Females	TOTAL RACE	Males	Females	TOTAL RACE	Males	Females	TOTAL RACE
White	0	0	0	0	0	0	0	0	0
Afr. Amer.	0	0	0	0	0	0	0	0	0
Hispanic	0	1	1	0	0	0	0	0	0
Asian	0	0	0	0	0	0	0	0	0
Nat. Amer.	0	0	0	0	0	0	0	0	0
NHOPI	0	0	0	0	0	0	0	0	0
Two or More	0	0	0	0	0	0	0	0	0
Total	0	1	1	0	0	0	0	0	0
Total Minority	0	1	1	0	0	0	0	0	0

California State University, Los Angeles
Personnel Transactions Summary

Snapshot Date: 10/31/2023

Job Group: 200301 - Postsecondary Teachers

Transaction Dates: 11/01/2022 To 10/31/2023

	<i>Applicants</i>				<i>Hires</i>			<i>Terminations (I)</i>			<i>Terminations (V)</i>		
	Males	Females	UNKNOWN (GENDER)	TOTAL RACE	Males	Females	TOTAL RACE	Males	Females	TOTAL RACE	Males	Females	TOTAL RACE
White	0	0	0	0	2	5	7	2	6	8	0	0	0
Afr. Amer.	0	0	0	0	0	1	1	0	1	1	0	0	0
Hispanic	0	0	0	0	2	0	2	2	0	2	0	0	0
Asian	0	0	0	0	1	3	4	1	3	4	0	0	0
Nat. Amer.	0	0	0	0	0	0	0	0	0	0	0	0	0
NHOPI	0	0	0	0	0	0	0	0	0	0	0	0	0
Two or More	0	0	0	0	0	0	0	0	0	0	0	0	0
Unknown (Race)	0	0	0	0									
Total	0	0	0	0	5	9	14	5	10	15	0	0	0
Total Minority	0	0	0	0	3	4	7	3	4	7	0	0	0

	<i>Promotions From</i>			<i>Promotions Into</i>			<i>Promotions Within</i>		
	Males	Females	TOTAL RACE	Males	Females	TOTAL RACE	Males	Females	TOTAL RACE
White	0	0	0	0	0	0	0	0	0
Afr. Amer.	0	0	0	0	0	0	0	0	0
Hispanic	0	0	0	0	0	0	0	0	0
Asian	0	0	0	0	0	0	0	0	0
Nat. Amer.	0	0	0	0	0	0	0	0	0
NHOPI	0	0	0	0	0	0	0	0	0
Two or More	0	0	0	0	0	0	0	0	0
Total	0	0	0	0	0	0	0	0	0
Total Minority	0	0	0	0	0	0	0	0	0

California State University, Los Angeles
Personnel Transactions Summary

Snapshot Date: 10/31/2023

Job Group: 201840 - Postsecondary Teachers

Transaction Dates: 11/01/2022 To 10/31/2023

	<i>Applicants</i>				<i>Hires</i>			<i>Terminations (I)</i>			<i>Terminations (V)</i>		
	Males	Females	UNKNOWN (GENDER)	TOTAL RACE	Males	Females	TOTAL RACE	Males	Females	TOTAL RACE	Males	Females	TOTAL RACE
White	0	0	0	0	0	0	0	0	0	0	0	0	0
Afr. Amer.	0	0	0	0	0	1	1	0	0	0	0	0	0
Hispanic	0	0	0	0	0	0	0	0	0	0	0	0	0
Asian	0	0	0	0	0	0	0	0	0	0	0	0	0
Nat. Amer.	0	0	0	0	0	0	0	0	0	0	0	0	0
NHOPI	0	0	0	0	0	0	0	0	0	0	0	0	0
Two or More	0	0	0	0	0	0	0	0	0	0	0	0	0
Unknown (Race)	0	0	0	0									
Total	0	0	0	0	0	1	1	0	0	0	0	0	0
Total Minority	0	0	0	0	0	1	1	0	0	0	0	0	0

	<i>Promotions From</i>			<i>Promotions Into</i>			<i>Promotions Within</i>		
	Males	Females	TOTAL RACE	Males	Females	TOTAL RACE	Males	Females	TOTAL RACE
White	0	0	0	0	0	0	0	0	0
Afr. Amer.	0	0	0	0	0	0	0	0	0
Hispanic	0	0	0	0	0	0	0	0	0
Asian	0	0	0	0	0	0	0	0	0
Nat. Amer.	0	0	0	0	0	0	0	0	0
NHOPI	0	0	0	0	0	0	0	0	0
Two or More	0	0	0	0	0	0	0	0	0
Total	0	0	0	0	0	0	0	0	0
Total Minority	0	0	0	0	0	0	0	0	0

California State University, Los Angeles
Personnel Transactions Summary

Snapshot Date: 10/31/2023

Job Group: 3 - Computer, Engineering, and Science Occupations

Transaction Dates: 11/01/2022 To 10/31/2023

	<i>Applicants</i>				<i>Hires</i>			<i>Terminations (I)</i>			<i>Terminations (V)</i>		
	Males	Females	UNKNOWN (GENDER)	TOTAL RACE	Males	Females	TOTAL RACE	Males	Females	TOTAL RACE	Males	Females	TOTAL RACE
White	38	24	0	62	3	0	3	0	0	0	0	0	0
Afr. Amer.	6	5	0	11	1	1	2	0	0	0	0	0	0
Hispanic	13	6	1	20	6	2	8	0	0	0	1	0	1
Asian	23	12	0	35	3	1	4	0	0	0	1	1	2
Nat. Amer.	0	0	0	0	0	0	0	0	0	0	0	0	0
NHOPI	1	0	0	1	0	0	0	0	0	0	0	0	0
Two or More	3	1	0	4	0	0	0	0	0	0	0	0	0
Unknown (Race)	5	2	2	9									
Total	89	50	3	142	13	4	17	0	0	0	2	1	3
Total Minority	46	24	1	71	10	4	14	0	0	0	2	1	3

	<i>Promotions From</i>			<i>Promotions Into</i>			<i>Promotions Within</i>		
	Males	Females	TOTAL RACE	Males	Females	TOTAL RACE	Males	Females	TOTAL RACE
White	0	0	0	0	0	0	0	0	0
Afr. Amer.	0	0	0	0	0	0	0	0	0
Hispanic	0	0	0	0	0	0	0	0	0
Asian	0	0	0	0	0	0	0	0	0
Nat. Amer.	0	0	0	0	0	0	0	0	0
NHOPI	0	0	0	0	0	0	0	0	0
Two or More	0	0	0	0	0	0	0	0	0
Total	0	0	0	0	0	0	0	0	0
Total Minority	0	0	0	0	0	0	0	0	0

California State University, Los Angeles
Personnel Transactions Summary

Snapshot Date: 10/31/2023

Job Group: 4 - Graduate Assistants

Transaction Dates: 11/01/2022 To 10/31/2023

	<i>Applicants</i>				<i>Hires</i>			<i>Terminations (I)</i>			<i>Terminations (V)</i>		
	Males	Females	UNKNOWN (GENDER)	TOTAL RACE	Males	Females	TOTAL RACE	Males	Females	TOTAL RACE	Males	Females	TOTAL RACE
White	0	0	0	0	2	3	5	1	3	4	1	0	1
Afr. Amer.	0	0	0	0	0	0	0	0	0	0	0	0	0
Hispanic	0	0	0	0	5	8	13	2	2	4	0	0	0
Asian	0	0	0	0	5	10	15	1	7	8	0	0	0
Nat. Amer.	0	0	0	0	0	0	0	0	0	0	0	0	0
NHOPI	0	0	0	0	0	0	0	0	0	0	0	0	0
Two or More	0	0	0	0	0	0	0	0	0	0	0	0	0
Unknown (Race)	0	0	0	0									
Total	0	0	0	0	12	21	33	4	12	16	1	0	1
Total Minority	0	0	0	0	10	18	28	3	9	12	0	0	0

	<i>Promotions From</i>			<i>Promotions Into</i>			<i>Promotions Within</i>		
	Males	Females	TOTAL RACE	Males	Females	TOTAL RACE	Males	Females	TOTAL RACE
White	0	0	0	0	0	0	0	0	0
Afr. Amer.	0	0	0	0	0	0	0	0	0
Hispanic	0	0	0	0	0	0	0	0	0
Asian	0	0	0	0	0	0	0	0	0
Nat. Amer.	0	0	0	0	0	0	0	0	0
NHOPI	0	0	0	0	0	0	0	0	0
Two or More	0	0	0	0	0	0	0	0	0
Total	0	0	0	0	0	0	0	0	0
Total Minority	0	0	0	0	0	0	0	0	0

California State University, Los Angeles
Personnel Transactions Summary

Snapshot Date: 10/31/2023

Job Group: 5 - Healthcare Practitioners and Technical Occupations

Transaction Dates: 11/01/2022 To 10/31/2023

	<i>Applicants</i>				<i>Hires</i>			<i>Terminations (I)</i>			<i>Terminations (V)</i>		
	Males	Females	UNKNOWN (GENDER)	TOTAL RACE	Males	Females	TOTAL RACE	Males	Females	TOTAL RACE	Males	Females	TOTAL RACE
White	0	0	0	0	0	0	0	0	0	0	0	0	0
Afr. Amer.	0	1	0	1	0	0	0	0	0	0	0	0	0
Hispanic	0	0	0	0	0	1	1	0	1	1	0	0	0
Asian	0	1	0	1	0	0	0	0	0	0	0	1	1
Nat. Amer.	0	0	0	0	0	0	0	0	0	0	0	0	0
NHOPI	0	0	0	0	0	0	0	0	0	0	0	0	0
Two or More	0	0	0	0	0	0	0	0	0	0	0	0	0
Unknown (Race)	0	0	0	0									
Total	0	2	0	2	0	1	1	0	1	1	0	1	1
Total Minority	0	2	0	2	0	1	1	0	1	1	0	1	1

	<i>Promotions From</i>			<i>Promotions Into</i>			<i>Promotions Within</i>		
	Males	Females	TOTAL RACE	Males	Females	TOTAL RACE	Males	Females	TOTAL RACE
White	0	0	0	0	0	0	0	0	0
Afr. Amer.	0	0	0	0	0	0	0	0	0
Hispanic	0	0	0	0	1	1	0	0	0
Asian	0	0	0	0	0	0	0	0	0
Nat. Amer.	0	0	0	0	0	0	0	0	0
NHOPI	0	0	0	0	0	0	0	0	0
Two or More	0	0	0	0	0	0	0	0	0
Total	0	0	0	0	1	1	0	0	0
Total Minority	0	0	0	0	1	1	0	0	0

California State University, Los Angeles
Personnel Transactions Summary

Snapshot Date: 10/31/2023

Job Group: 6 - Librarians, Curators, and Archivists

Transaction Dates: 11/01/2022 To 10/31/2023

	<i>Applicants</i>				<i>Hires</i>			<i>Terminations (I)</i>			<i>Terminations (V)</i>		
	Males	Females	UNKNOWN (GENDER)	TOTAL RACE	Males	Females	TOTAL RACE	Males	Females	TOTAL RACE	Males	Females	TOTAL RACE
White	0	0	0	0	2	5	7	3	4	7	0	1	1
Afr. Amer.	0	0	0	0	0	1	1	0	1	1	0	0	0
Hispanic	0	0	0	0	1	2	3	1	2	3	0	1	1
Asian	0	0	0	0	1	3	4	1	3	4	0	0	0
Nat. Amer.	0	0	0	0	0	0	0	0	0	0	0	0	0
NHOPI	0	0	0	0	0	0	0	0	0	0	0	0	0
Two or More	0	0	0	0	0	0	0	0	0	0	0	0	0
Unknown (Race)	0	0	0	0									
Total	0	0	0	0	4	11	15	5	10	15	0	2	2
Total Minority	0	0	0	0	2	6	8	2	6	8	0	1	1

	<i>Promotions From</i>			<i>Promotions Into</i>			<i>Promotions Within</i>		
	Males	Females	TOTAL RACE	Males	Females	TOTAL RACE	Males	Females	TOTAL RACE
White	0	0	0	0	0	0	0	1	1
Afr. Amer.	0	0	0	0	0	0	0	0	0
Hispanic	0	0	0	0	0	0	0	0	0
Asian	0	0	0	0	0	0	0	0	0
Nat. Amer.	0	0	0	0	0	0	0	0	0
NHOPI	0	0	0	0	0	0	0	0	0
Two or More	0	0	0	0	0	0	0	0	0
Total	0	0	0	0	0	0	0	1	1
Total Minority	0	0	0	0	0	0	0	0	0

California State University, Los Angeles
Personnel Transactions Summary

Snapshot Date: 10/31/2023

Job Group: 7 - Management Occupations

Transaction Dates: 11/01/2022 To 10/31/2023

	<i>Applicants</i>				<i>Hires</i>			<i>Terminations (I)</i>			<i>Terminations (V)</i>		
	Males	Females	UNKNOWN (GENDER)	TOTAL RACE	Males	Females	TOTAL RACE	Males	Females	TOTAL RACE	Males	Females	TOTAL RACE
White	237	211	6	454	7	7	14	0	1	1	9	3	12
Afr. Amer.	92	89	1	182	4	5	9	1	1	2	0	3	3
Hispanic	106	78	5	189	8	18	26	2	3	5	2	6	8
Asian	132	93	0	225	8	9	17	1	2	3	3	1	4
Nat. Amer.	0	0	0	0	0	0	0	0	0	0	0	0	0
NHOPI	0	3	0	3	0	0	0	0	0	0	0	0	0
Two or More	12	8	2	22	0	2	2	0	0	0	0	0	0
Unknown (Race)	32	32	30	94									
Total	611	514	44	1169	27	41	68	4	7	11	14	13	27
Total Minority	342	271	8	621	20	34	54	4	6	10	5	10	15

	<i>Promotions From</i>			<i>Promotions Into</i>			<i>Promotions Within</i>		
	Males	Females	TOTAL RACE	Males	Females	TOTAL RACE	Males	Females	TOTAL RACE
White	0	0	0	0	0	0	0	0	0
Afr. Amer.	0	0	0	0	0	0	0	0	0
Hispanic	0	0	0	1	1	2	0	0	0
Asian	0	0	0	1	1	2	0	0	0
Nat. Amer.	0	0	0	0	0	0	0	0	0
NHOPI	0	0	0	0	0	0	0	0	0
Two or More	0	0	0	0	0	0	0	0	0
Total	0	0	0	2	2	4	0	0	0
Total Minority	0	0	0	2	2	4	0	0	0

California State University, Los Angeles
Personnel Transactions Summary

Snapshot Date: 10/31/2023

Job Group: 8 - Natural Rsrces, Constructn, and Maintenance Occ

Transaction Dates: 11/01/2022 To 10/31/2023

	<i>Applicants</i>				<i>Hires</i>			<i>Terminations (I)</i>			<i>Terminations (V)</i>		
	Males	Females	UNKNOWN (GENDER)	TOTAL RACE	Males	Females	TOTAL RACE	Males	Females	TOTAL RACE	Males	Females	TOTAL RACE
White	22	1	0	23	0	0	0	0	0	0	0	0	0
Afr. Amer.	9	0	0	9	0	0	0	0	0	0	0	0	0
Hispanic	43	0	0	43	1	0	1	0	0	0	1	0	1
Asian	0	0	0	0	0	0	0	0	0	0	0	0	0
Nat. Amer.	0	0	0	0	0	0	0	0	0	0	0	0	0
NHOPI	0	0	0	0	0	0	0	0	0	0	0	0	0
Two or More	1	0	0	1	0	0	0	0	0	0	0	0	0
Unknown (Race)	0	0	0	0									
Total	75	1	0	76	1	0	1	0	0	0	1	0	1
Total Minority	53	0	0	53	1	0	1	0	0	0	1	0	1

	<i>Promotions From</i>			<i>Promotions Into</i>			<i>Promotions Within</i>		
	Males	Females	TOTAL RACE	Males	Females	TOTAL RACE	Males	Females	TOTAL RACE
White	0	0	0	0	0	0	0	0	0
Afr. Amer.	0	0	0	0	0	0	0	0	0
Hispanic	0	0	0	1	0	1	0	0	0
Asian	0	0	0	0	0	0	0	0	0
Nat. Amer.	0	0	0	0	0	0	0	0	0
NHOPI	0	0	0	0	0	0	0	0	0
Two or More	0	0	0	0	0	0	0	0	0
Total	0	0	0	1	0	1	0	0	0
Total Minority	0	0	0	1	0	1	0	0	0

California State University, Los Angeles
Personnel Transactions Summary

Snapshot Date: 10/31/2023

Job Group: 9 - Office and Administrative Support Occupations

Transaction Dates: 11/01/2022 To 10/31/2023

	<i>Applicants</i>				<i>Hires</i>			<i>Terminations (I)</i>			<i>Terminations (V)</i>		
	Males	Females	UNKNOWN (GENDER)	TOTAL RACE	Males	Females	TOTAL RACE	Males	Females	TOTAL RACE	Males	Females	TOTAL RACE
White	218	394	16	628	3	5	8	1	0	1	1	2	3
Afr. Amer.	59	117	1	177	1	6	7	0	1	1	0	1	1
Hispanic	223	416	11	650	23	72	95	1	8	9	5	18	23
Asian	179	206	4	389	7	15	22	0	1	1	3	6	9
Nat. Amer.	0	0	0	0	0	0	0	0	0	0	0	0	0
NHOPI	0	5	0	5	0	0	0	0	0	0	0	0	0
Two or More	25	32	2	59	2	4	6	0	0	0	0	1	1
Unknown (Race)	30	48	33	111									
Total	734	1218	67	2019	36	102	138	2	10	12	9	28	37
Total Minority	486	776	18	1280	33	97	130	1	10	11	8	26	34

	<i>Promotions From</i>			<i>Promotions Into</i>			<i>Promotions Within</i>		
	Males	Females	TOTAL RACE	Males	Females	TOTAL RACE	Males	Females	TOTAL RACE
White	0	0	0	0	0	0	0	0	0
Afr. Amer.	1	0	1	0	0	0	0	0	0
Hispanic	0	1	1	1	0	1	1	3	4
Asian	1	1	2	0	0	0	0	0	0
Nat. Amer.	0	0	0	0	0	0	0	0	0
NHOPI	0	0	0	0	0	0	0	0	0
Two or More	0	0	0	0	0	0	0	0	0
Total	2	2	4	1	0	1	1	3	4
Total Minority	2	2	4	1	0	1	1	3	4

California State University, Los Angeles
Data Collection Analysis/Hiring Benchmark (Protected Veterans)*

Current Snapshot Date: 10/31/2023

Category	11/1/20	10/31/22	10/31/23
Job Openings	335	638	2,263
Jobs Filled	334	610	2,263
Applicants for all jobs	17,657	6,182	6,775
Applicants who self-identified as Protected Veterans	2	97	101
Applicants Hired	286	555	2,263
Protected Veterans Hired	2	3	24
Hiring Benchmark**	5.7	5.5	5.4
Overall protected veterans hired (%)	0.7	0.5	1.1

* Data collected as of the transaction period for the respective AAP year. Employee count (#) and representation (%) are as of the snapshot date for the respective AAP Year.

** Hiring benchmark is based on the national percentage of veterans in the Civilian Labor Force (CLF).

California State University, Los Angeles
Data Collection Analysis/Utilization Analysis (Disability)*

Current Snapshot Date: 10/31/2023

Category	11/1/20			10/31/22			10/31/23		
Job Openings	335			638			2,263		
Jobs Filled	334			610			2,263		
Applicants for all jobs	17,657			6,182			6,775		
Applicants who self-identified as individual(s) with Disability	0			366			540		
Applicants Hired	286			555			2,263		
Individual(s) with Disability Hired	0			13			44		
Nationwide utilization goal for qualified individuals with disabilities (%)**	7.0			7.0			7.0		
Total incumbency of individuals with disabilities (%)	0.0			1.5			1.8		
Job Group	EE #	EE IWD #	EE IWD %	EE #	EE IWD #	EE IWD %	EE #	EE IWD #	EE IWD %
1 - Business and Financial Operations Occupations	0	N/A	N/A	0	N/A	N/A	35	2	5.7
10 - Student and Acad Affrs and Other Educ Svcs Occ	201	0	0.0	187	8	4.3	193	11	5.7
12 - 102400 - Postsecondary Teachers	0	N/A	N/A	21	0	0.0	20	0	0.0
12 - 200300 - Postsecondary Teachers	0	N/A	N/A	0	N/A	N/A	3	N/A	N/A
12 - 201000 - Postsecondary Teachers	0	N/A	N/A	2	N/A	N/A	2	N/A	N/A
12 - 201010 - Postsecondary Teachers	0	N/A	N/A	61	0	0.0	63	0	0.0
12 - 201015 - Postsecondary Teachers	0	N/A	N/A	59	2	3.4	52	2	3.8
12 - 201020 - Postsecondary Teachers	0	N/A	N/A	75	4	5.3	63	4	6.3
12 - 201025 - Postsecondary Teachers	0	N/A	N/A	15	0	0.0	12	0	0.0
12 - 201030 - Postsecondary Teachers	0	N/A	N/A	16	0	0.0	16	0	0.0
12 - 201035 - Postsecondary Teachers	0	N/A	N/A	47	0	0.0	39	0	0.0
12 - 201040 - Postsecondary Teachers	0	N/A	N/A	20	0	0.0	17	0	0.0

* Data collected as of the transaction period for the respective AAP year. Employee count (#) and representation (%) are as of the snapshot date for the respective AAP Year.

** Current utilization goal as established by the OFCCP.

N/A - The number of employees in the job group is less than 10 and therefore, the identity of employee(s) with disability could be readily discernible. To ensure confidentiality, IWD # and % were omitted from the report.

California State University, Los Angeles
Data Collection Analysis/Utilization Analysis (Disability)*

Current Snapshot Date: 10/31/2023

Category	11/1/20			10/31/22			10/31/23		
Job Openings	335			638			2,263		
Jobs Filled	334			610			2,263		
Applicants for all jobs	17,657			6,182			6,775		
Applicants who self-identified as individual(s) with Disability	0			366			540		
Applicants Hired	286			555			2,263		
Individual(s) with Disability Hired	0			13			44		
Nationwide utilization goal for qualified individuals with disabilities (%)**	7.0			7.0			7.0		
Total incumbency of individuals with disabilities (%)	0.0			1.5			1.8		
Job Group	EE #	EE IWD #	EE IWD %	EE #	EE IWD #	EE IWD %	EE #	EE IWD #	EE IWD %
12 - 201045 - Postsecondary Teachers	0	N/A	N/A	22	0	0.0	21	0	0.0
12 - 201055 - Postsecondary Teachers	0	N/A	N/A	42	0	0.0	40	1	2.5
12 - 201075 - Postsecondary Teachers	0	N/A	N/A	10	1	10.0	14	1	7.1
12 - 201200 - Postsecondary Teachers	0	N/A	N/A	5	N/A	N/A	4	N/A	N/A
12 - 201205 - Postsecondary Teachers	0	N/A	N/A	25	1	4.0	24	1	4.2
12 - 201210 - Postsecondary Teachers	0	N/A	N/A	25	0	0.0	32	0	0.0
12 - 201215 - Postsecondary Teachers	0	N/A	N/A	23	0	0.0	19	0	0.0
12 - 201220 - Postsecondary Teachers	0	N/A	N/A	20	0	0.0	19	0	0.0
12 - 201225 - Postsecondary Teachers	0	N/A	N/A	61	0	0.0	67	1	1.5
12 - 201230 - Postsecondary Teachers	0	N/A	N/A	26	0	0.0	28	0	0.0
12 - 201400 - Postsecondary Teachers	0	N/A	N/A	1	N/A	N/A	1	N/A	N/A
12 - 201402 - Postsecondary Teachers	0	N/A	N/A	3	N/A	N/A	4	N/A	N/A

* Data collected as of the transaction period for the respective AAP year. Employee count (#) and representation (%) are as of the snapshot date for the respective AAP Year.

** Current utilization goal as established by the OFCCP.

N/A - The number of employees in the job group is less than 10 and therefore, the identity of employee(s) with disability could be readily discernible. To ensure confidentiality, IWD # and % were omitted from the report.

California State University, Los Angeles
Data Collection Analysis/Utilization Analysis (Disability)*

Current Snapshot Date: 10/31/2023

Category	11/1/20			10/31/22			10/31/23		
Job Openings	335			638			2,263		
Jobs Filled	334			610			2,263		
Applicants for all jobs	17,657			6,182			6,775		
Applicants who self-identified as individual(s) with Disability	0			366			540		
Applicants Hired	286			555			2,263		
Individual(s) with Disability Hired	0			13			44		
Nationwide utilization goal for qualified individuals with disabilities (%)**	7.0			7.0			7.0		
Total incumbency of individuals with disabilities (%)	0.0			1.5			1.8		
Job Group	EE #	EE IWD #	EE IWD %	EE #	EE IWD #	EE IWD %	EE #	EE IWD #	EE IWD %
12 - 201410 - Postsecondary Teachers	0	N/A	N/A	50	1	2.0	47	0	0.0
12 - 201415 - Postsecondary Teachers	0	N/A	N/A	49	0	0.0	48	0	0.0
12 - 201420 - Postsecondary Teachers	0	N/A	N/A	77	2	2.6	73	2	2.7
12 - 201500 - Postsecondary Teachers	0	N/A	N/A	6	N/A	N/A	7	N/A	N/A
12 - 201501 - Postsecondary Teachers	0	N/A	N/A	2	N/A	N/A	3	N/A	N/A
12 - 201505 - Postsecondary Teachers	0	N/A	N/A	23	0	0.0	22	0	0.0
12 - 201510 - Postsecondary Teachers	0	N/A	N/A	47	0	0.0	54	0	0.0
12 - 201515 - Postsecondary Teachers	0	N/A	N/A	15	0	0.0	16	0	0.0
12 - 201520 - Postsecondary Teachers	0	N/A	N/A	28	0	0.0	27	0	0.0
12 - 201525 - Postsecondary Teachers	0	N/A	N/A	23	0	0.0	20	0	0.0
12 - 201605 - Postsecondary Teachers	0	N/A	N/A	51	1	2.0	51	1	2.0
12 - 201610 - Postsecondary Teachers	0	N/A	N/A	34	1	2.9	33	1	3.0

* Data collected as of the transaction period for the respective AAP year. Employee count (#) and representation (%) are as of the snapshot date for the respective AAP Year.

** Current utilization goal as established by the OFCCP.

N/A - The number of employees in the job group is less than 10 and therefore, the identity of employee(s) with disability could be readily discernible. To ensure confidentiality, IWD # and % were omitted from the report.

California State University, Los Angeles
Data Collection Analysis/Utilization Analysis (Disability)*

Current Snapshot Date: 10/31/2023

Category	11/1/20			10/31/22			10/31/23		
Job Openings	335			638			2,263		
Jobs Filled	334			610			2,263		
Applicants for all jobs	17,657			6,182			6,775		
Applicants who self-identified as individual(s) with Disability	0			366			540		
Applicants Hired	286			555			2,263		
Individual(s) with Disability Hired	0			13			44		
Nationwide utilization goal for qualified individuals with disabilities (%)**	7.0			7.0			7.0		
Total incumbency of individuals with disabilities (%)	0.0			1.5			1.8		
Job Group	EE #	EE IWD #	EE IWD %	EE #	EE IWD #	EE IWD %	EE #	EE IWD #	EE IWD %
12 - 201611 - Postsecondary Teachers	0	N/A	N/A	3	N/A	N/A	2	N/A	N/A
12 - 201615 - Postsecondary Teachers	0	N/A	N/A	38	0	0.0	41	0	0.0
12 - 201620 - Postsecondary Teachers	0	N/A	N/A	23	0	0.0	22	0	0.0
12 - 201625 - Postsecondary Teachers	0	N/A	N/A	81	1	1.2	78	0	0.0
12 - 201630 - Postsecondary Teachers	0	N/A	N/A	51	0	0.0	48	1	2.1
12 - 201635 - Postsecondary Teachers	0	N/A	N/A	57	0	0.0	57	0	0.0
12 - 201640 - Postsecondary Teachers	0	N/A	N/A	7	N/A	N/A	8	N/A	N/A
12 - 201650 - Postsecondary Teachers	0	N/A	N/A	1	N/A	N/A	1	N/A	N/A
12 - 201665 - Postsecondary Teachers	0	N/A	N/A	15	0	0.0	20	0	0.0
12 - 201700 - Postsecondary Teachers	0	N/A	N/A	13	0	0.0	25	0	0.0
12 - 201705 - Postsecondary Teachers	0	N/A	N/A	20	1	5.0	16	1	6.3
12 - 201707 - Postsecondary Teachers	0	N/A	N/A	5	N/A	N/A	7	N/A	N/A

* Data collected as of the transaction period for the respective AAP year. Employee count (#) and representation (%) are as of the snapshot date for the respective AAP Year.

** Current utilization goal as established by the OFCCP.

N/A - The number of employees in the job group is less than 10 and therefore, the identity of employee(s) with disability could be readily discernible. To ensure confidentiality, IWD # and % were omitted from the report.

California State University, Los Angeles
Data Collection Analysis/Utilization Analysis (Disability)*

Current Snapshot Date: 10/31/2023

Category	11/1/20			10/31/22			10/31/23		
Job Openings	335			638			2,263		
Jobs Filled	334			610			2,263		
Applicants for all jobs	17,657			6,182			6,775		
Applicants who self-identified as individual(s) with Disability	0			366			540		
Applicants Hired	286			555			2,263		
Individual(s) with Disability Hired	0			13			44		
Nationwide utilization goal for qualified individuals with disabilities (%)**	7.0			7.0			7.0		
Total incumbency of individuals with disabilities (%)	0.0			1.5			1.8		
Job Group	EE #	EE IWD #	EE IWD %	EE #	EE IWD #	EE IWD %	EE #	EE IWD #	EE IWD %
12 - 201710 - Postsecondary Teachers	0	N/A	N/A	51	0	0.0	50	0	0.0
12 - 201715 - Postsecondary Teachers	0	N/A	N/A	47	1	2.1	44	1	2.3
12 - 201720 - Postsecondary Teachers	0	N/A	N/A	27	2	7.4	39	1	2.6
12 - 201730 - Postsecondary Teachers	0	N/A	N/A	23	0	0.0	23	0	0.0
12 - 201735 - Postsecondary Teachers	0	N/A	N/A	29	1	3.4	27	0	0.0
12 - 201740 - Postsecondary Teachers	0	N/A	N/A	8	N/A	N/A	9	N/A	N/A
12 - 201745 - Postsecondary Teachers	0	N/A	N/A	63	0	0.0	64	0	0.0
12 - 201750 - Postsecondary Teachers	0	N/A	N/A	16	0	0.0	15	0	0.0
12 - 201755 - Postsecondary Teachers	0	N/A	N/A	31	0	0.0	30	0	0.0
12 - 201760 - Postsecondary Teachers	0	N/A	N/A	25	0	0.0	24	0	0.0
12 - 201765 - Postsecondary Teachers	0	N/A	N/A	61	0	0.0	53	0	0.0
12 - 201770 - Postsecondary Teachers	0	N/A	N/A	34	0	0.0	33	0	0.0

* Data collected as of the transaction period for the respective AAP year. Employee count (#) and representation (%) are as of the snapshot date for the respective AAP Year.

** Current utilization goal as established by the OFCCP.

N/A - The number of employees in the job group is less than 10 and therefore, the identity of employee(s) with disability could be readily discernible. To ensure confidentiality, IWD # and % were omitted from the report.

California State University, Los Angeles
Data Collection Analysis/Utilization Analysis (Disability)*

Current Snapshot Date: 10/31/2023

Category	11/1/20			10/31/22			10/31/23		
Job Openings	335			638			2,263		
Jobs Filled	334			610			2,263		
Applicants for all jobs	17,657			6,182			6,775		
Applicants who self-identified as individual(s) with Disability	0			366			540		
Applicants Hired	286			555			2,263		
Individual(s) with Disability Hired	0			13			44		
Nationwide utilization goal for qualified individuals with disabilities (%)**	7.0			7.0			7.0		
Total incumbency of individuals with disabilities (%)	0.0			1.5			1.8		
Job Group	EE #	EE IWD #	EE IWD %	EE #	EE IWD #	EE IWD %	EE #	EE IWD #	EE IWD %
12 - 201900 - Postsecondary Teachers	0	N/A	N/A	1	N/A	N/A	1	N/A	N/A
14 - Service Occupations	102	0	0.0	97	2	2.1	97	1	1.0
2 - Community Serv, Legal, Arts, and Media Occ	0	N/A	N/A	0	N/A	N/A	27	0	0.0
3 - Computer, Engineering, and Science Occupations	0	N/A	N/A	0	N/A	N/A	82	1	1.2
4 - Graduate Assistants	0	N/A	N/A	0	N/A	N/A	15	0	0.0
5 - Healthcare Practitioners and Technical Occupations	0	N/A	N/A	0	N/A	N/A	19	0	0.0
6 - Librarians, Curators, and Archivists	0	N/A	N/A	0	N/A	N/A	15	0	0.0
7 - Management Occupations	0	N/A	N/A	0	N/A	N/A	189	4	2.1
8 - Natural Rsrces, Constructn, and Maintenance Occ	0	N/A	N/A	0	N/A	N/A	53	0	0.0
9 - Office and Administrative Support Occupations	0	N/A	N/A	0	N/A	N/A	261	11	4.2

* Data collected as of the transaction period for the respective AAP year. Employee count (#) and representation (%) are as of the snapshot date for the respective AAP Year.

** Current utilization goal as established by the OFCCP.

N/A - The number of employees in the job group is less than 10 and therefore, the identity of employee(s) with disability could be readily discernible. To ensure confidentiality, IWD # and % were omitted from the report.







2023 AAP for CSU Los Angeles (combined)_CONFIDENTIAL

Final Audit Report

2024-02-07

Created:	2024-02-07 (Pacific Standard Time)
By:	Mariel Mulet (mmulet@calstatela.edu)
Status:	Signed
Transaction ID:	CBJCHBCAABAA2Lmuln7zU5-Czm1DknE0rwQAR8IKRL5s

"2023 AAP for CSU Los Angeles (combined)_CONFIDENTIAL" History

-  Document created by Mariel Mulet (mmulet@calstatela.edu)
2024-02-07 - 11:49:45 AM PST
-  Document emailed to presidenteanes@calstatela.edu for signature
2024-02-07 - 11:55:45 AM PST
-  Email viewed by presidenteanes@calstatela.edu
2024-02-07 - 12:02:08 PM PST
-  Signer presidenteanes@calstatela.edu entered name at signing as Berenecea J. Eanes
2024-02-07 - 12:02:29 PM PST
-  Document e-signed by Berenecea J. Eanes (presidenteanes@calstatela.edu)
Signature Date: 2024-02-07 - 12:02:31 PM PST - Time Source: server
-  Agreement completed.
2024-02-07 - 12:02:31 PM PST