











# C S U LOS ANGELES PAYROLL CALENDAR FOR 2006

	Academic Workday		Faculty, Staff Advance Attendance Due in Payroll, 10 AM
	Campus Closed		Final Attendance Due in Payroll, 10 AM
	Master Payday		Students and Positive Attendance Due in Payroll, 10 AM
	Students and Positive Attendance Pay Day		Faculty Transactions Due in PeopleSoft
	Overtime, Shift Differential & Stipends Payday		Cutoff for Transactions Affecting Pay (DOCKS, etc), 10:00 AM

JANUARY 2006						
SUN	MON	TUE	WED	THU	FRI	SAT
1	2	3	4	5	6	7
8	9	10	11	12	13	14
15	16	17	18	19	20	21
22	23	24	25	26	27	28
29	30	31				

Pay Period: 1/1-1/31/06 = 22 Days

FEBRUARY 2006						
SUN	MON	TUE	WED	THU	FRI	SAT
			1	2	3	4
5	6	7	8	9	10	11
12	13	14	15	16	17	18
19	20	21	22	23	24	25
26	27	28	29	30	31	

Pay Period: 2/1-3/1/06 = 21 Days

MARCH 2006						
SUN	MON	TUE	WED	THU	FRI	SAT
				1	2	3
4	5	6	7	8	9	10
11	12	13	14	15	16	17
18	19	20	21	22	23	24
25	26	27	28	29	30	31

Pay Period: 3/2-3/31/06 = 22 Days

APRIL 2006						
SUN	MON	TUE	WED	THU	FRI	SAT
						1
2	3	4	5	6	7	8
9	10	11	12	13	14	15
16	17	18	19	20	21	22
23	24	25	26	27	28	29
30	31	5/1				

Pay Period: 4/1-5/1/06 = 21 Days

MAY 2006						
SUN	MON	TUE	WED	THU	FRI	SAT
			1	2	3	4
5	6	7	8	9	10	11
12	13	14	15	16	17	18
19	20	21	22	23	24	25
26	27	28	29	30	31	

Pay Period: 5/2-5/31/06 = 22 Days

JUNE 2006						
SUN	MON	TUE	WED	THU	FRI	SAT
					1	2
3	4	5	6	7	8	9
10	11	12	13	14	15	16
17	18	19	20	21	22	23
24	25	26	27	28	29	30

Pay Period: 6/1-6/30/06 = 22 Days

JULY 2006						
SUN	MON	TUE	WED	THU	FRI	SAT
						1
2	3	4	5	6	7	8
9	10	11	12	13	14	15
16	17	18	19	20	21	22
23	24	25	26	27	28	29
30	31	8/1				

Pay Period: 7/1-8/1/06 = 22 Days

AUGUST 2006						
SUN	MON	TUE	WED	THU	FRI	SAT
			1	2	3	4
5	6	7	8	9	10	11
12	13	14	15	16	17	18
19	20	21	22	23	24	25
26	27	28	29	30	31	

Pay Period: 8/2-8/31/06 = 22 Days

SEPTEMBER 2006						
SUN	MON	TUE	WED	THU	FRI	SAT
					1	2
3	4	5	6	7	8	9
10	11	12	13	14	15	16
17	18	19	20	21	22	23
24	25	26	27	28	29	30

Pay Period: 9/1-9/30/06 = 21 Days

OCTOBER 2006						
SUN	MON	TUE	WED	THU	FRI	SAT
1	2	3	4	5	6	7
8	9	10	11	12	13	14
15	16	17	18	19	20	21
22	23	24	25	26	27	28
29	30	31				

Pay Period: 10/1-10/31/06 = 22 Days

NOVEMBER 2006						
SUN	MON	TUE	WED	THU	FRI	SAT
			1	2	3	4
5	6	7	8	9	10	11
12	13	14	15	16	17	18
19	20	21	22	23	24	25
26	27	28	29	30		

Pay Period: 11/1-11/30/06 = 22 Days

DECEMBER 2006						
SUN	MON	TUE	WED	THU	FRI	SAT
					1	2
3	4	5	6	7	8	9
10	11	12	13	14	15	16
17	18	19	20	21	22	23
24	25	26	27	28	29	30
31						

Pay Period: 12/1-12/31/06 = 21 Days

## HOLIDAYS FOR CALENDAR YEAR 2006

New Year's Day (Observed)	Monday, January 2, 2006	Campus Closed
Martin Luther King's Day	Monday, January 16, 2006	Campus Closed
César Chavez Day	Friday, March 31, 2006	Campus Closed
Memorial Day	Monday, May 29, 2006	Campus Closed
Independence Day	Tuesday, July 4, 2006	Campus Closed
Labor Day	Monday, September 4, 2006	Campus Closed
Veteran's Day (Observed)	Friday, November 10, 2006	Campus Closed
Thanksgiving Day	Thursday, November 23, 2006	Campus Closed
Day After Thanksgiving	Friday, November 24, 2006	Campus Closed
Holiday Closure	Monday, December 18, 2006	Campus Closed
Holiday Closure	Tuesday, December 19, 2006	Campus Closed
Holiday Closure	Wednesday, December 20, 2006	Campus Closed
Holiday Closure	Thursday, December 21, 2006	Campus Closed
Holiday Closure	Friday, December 22, 2006	Campus Closed
Christmas Day	Monday, December 25, 2006	Campus Closed
One Personal Holiday - <b>Must be used by December 31, 2006</b>	(Washington's Birthday Observed) <b>(Use Vacation, PH, or CTO)</b> (Lincoln's Birthday Observed) (Admission Day Observed) (Columbus Day Observed)	Campus Closed

### Academic Quarters

Winter Quarter.....January 3 - March 21 (56 Days)

Summer Quarter.....June 19 - September 6 (57 Days)

Spring Quarter.....March 27 - June 13 (56 Days)

Fall Quarter.....September 18 - December 12 (60 Days)