

HOW TO ACCESS YOUR ACADEMIC REQUIREMENTS (CAAR)

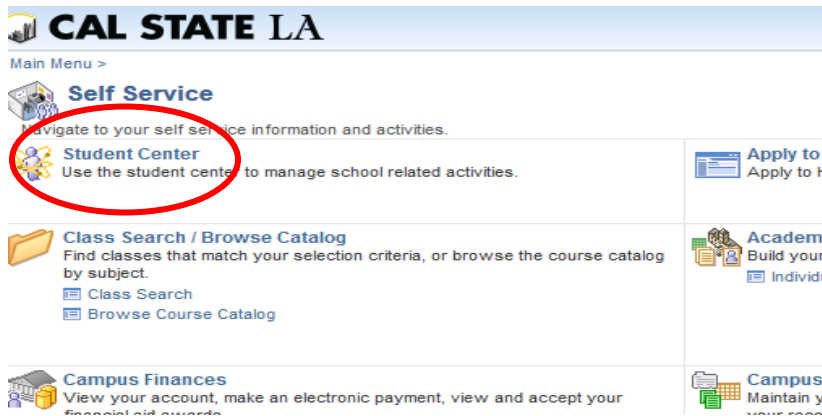
1. Log on to your GET account.
2. Click "Self Service".



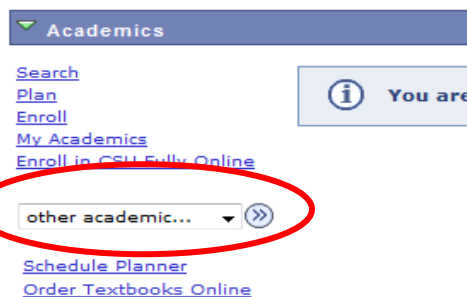
Menu

- ▶ CSU SA Baseline
- ▶ Student Course Evaluations
- ▶ **Self Service**
- ▶ Cal State LA Elections
- ▶ Q2S Customizations


3. Click on "Student Center".



4. Click on the box "other academics..."



5. Then select "Academic Requirements" from the drop down box and click on the arrows.



6. Your Academic Requirements will appear. All of your requirements needed for graduation will be reflected on the report.