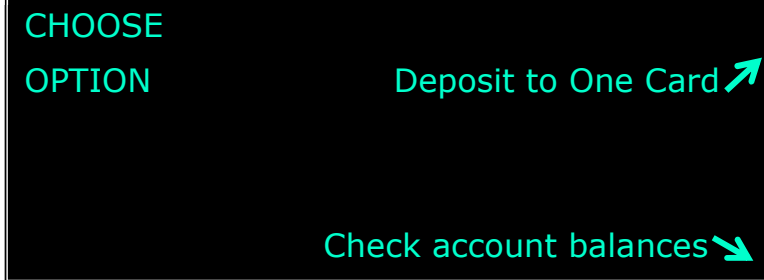
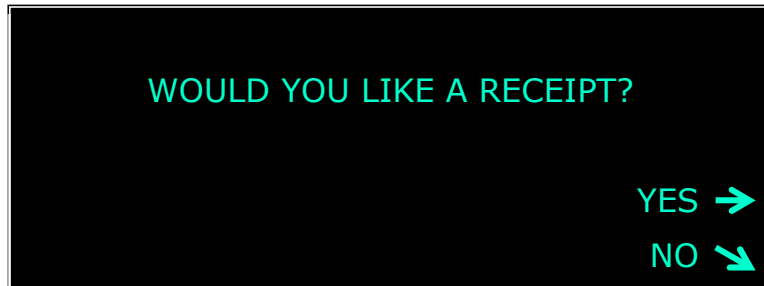


Loading Eagle Dollar\$ to your One Card

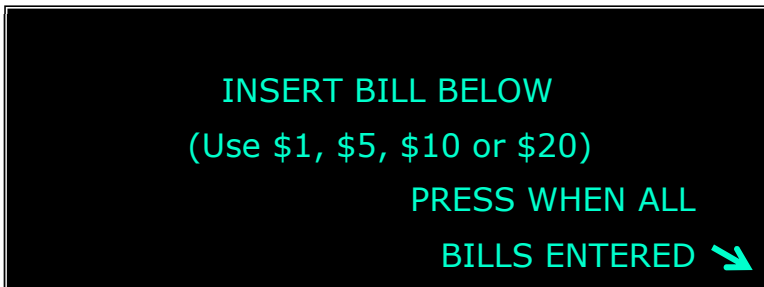
1. Press "Deposit to One Card" button.



2. Choose whether you would like to receive a receipt.



3. Swipe your One Card, with the mag-stripe to the right.
4. Insert your money, and
"PRESS WHEN ALL BILLS ENTERED" button



5. Take your receipt (If applicable).



Value Transfer Stations Are Located Conveniently Throughout Campus

Golden Eagle Service Center – GE 220.1
University Student Union – 1st Floor Lobby
JFK Library – 1st Floor & A-Level
King Hall Open Access Lab – KH D151

ECST Open Access Lab – E&T C255
Annex Open Access Lab – ST 191
Salazar Hall Open Access Lab – SH C258
Forensic Lab

The EAGLE DOLLAR\$ program is administered by Cal State L.A.'s Golden Eagle Service Center.
For questions regarding your EAGLE DOLLAR\$ account, please contact us at (323) 343-6800
or visit us at The Golden Eagle Building, Room 220.1
Monday - Thursday 8:00 am – 6:00 pm, Friday 8:00 am – 5:00 pm