



1. How do I get into Webct 6.2?

URL: www.calstatela.edu/webct6

2. How can I reach the webct administrator?

-you can email the webct administrator through askwebct@calstatela.edu or go to the Webct 6.2 pag, select student > student help forms

3. Why can't I log into webct6 using my old webct information?

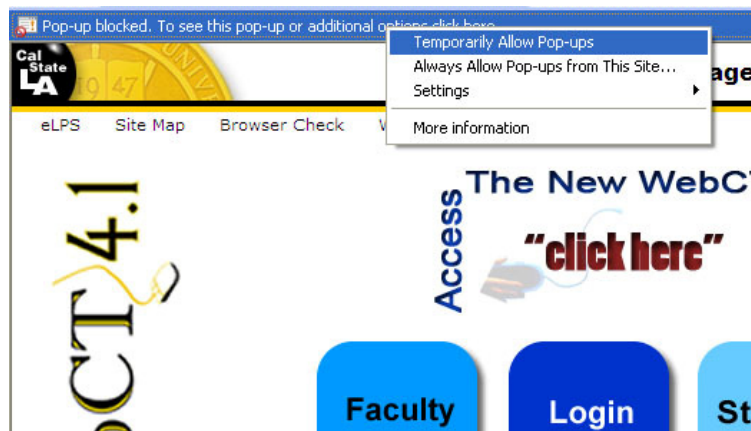
-Webct 6 makes use of your NIS account user name and password. You can receive your NIS account from ITS helpdesk located at the Pallmer Wing of the Library tel: (323) 343 6170

4. I forgot my password, what do I do?

- Contact ITS at the Pallmer Wing of the Library (tel: (323) 343 6170) and ask them to reset your NIS password.

5. Why can't I download my assignments or my syllabus?

-Make sure your pop-up blocker is off (temporarily allowed) for webct. Normally, when a pop-up is blocked, you are given the options below the menu bar to allow it by clicking on that bar.



6. Which classes are available on Webct6.2?

-On the log-in page, select course list > department > class > section

Course List
Select a Category
Category Name
Uncategorized
Charter College of Education
College of Arts & Letters
College of Business & Economics
College of Engineering, Computer Science and Technology
College of Health & Human Services
College of Natural & Social Sciences
Extended Education
Main
Miscellaneous
eLPS Staff

7. How do I add class?

-Click the following Course list > Department > Class > Section; then click on the person with the “+” sign then enter your NIS information to self-register.

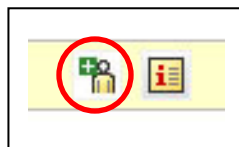
Course List
Select a Category
Category Name
Uncategorized
Charter College of Education
College of Arts & Letters
College of Business & Economics
College of Engineering, Computer Science and Technology
College of Health & Human Services
College of Natural & Social Sciences
Extended Education
Main
Miscellaneous
eLPS Staff



Course List
College of Natural & Social Sciences
Select Course/Section
Title
BIOL100B - Introductory Biology II
BIOL100C - Principles of Biology III
BIOL165 - Humans and the Biological Environment
BIOL340 - General Genetics



BIOL100C - Principles of Biology III
BIOL165 - Humans and the Biological Environment
Collapse BIOL165 - Humans and the Biological Environment
BIOL340 - General Genetics
BIOL408 - Advanced Biometry

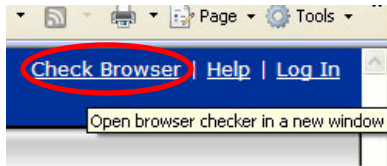


You are registering for Biol165rd_F07 -
User Name: <input type="text"/>
Password: <input type="password"/>
Choose Role: <input checked="" type="radio"/> Student
<input type="button" value="Register"/> <input type="button" value="Cancel"/>

*If the person with the plus sign is not present, contact your instructor to have it switched on.

8. There are multiple classes with the same name, how do I know which one is mine?
-At the end of the class title, there are the initials of your instructor and their section (ex. BIO300ma_F07 – ‘BIO300’-class, ‘ma’ –instructor initials, ‘F07’ –quarter and year being taught)

9. I can't seem to log-in to webct 6.2 or a blank page comes up after I log-in?
-Click on the ‘check browser’ button on the log-in page; top right hand side of browser window.



10. I added the wrong class. How do I remove a class?
-Webct welcome page > student > student help form...in details: write ‘need to have class removed’.

11. What is the preferred browser from Webct 6.2?
-Internet Explorer 7; errors occurs sometimes with Firefox

12. Can I access Webct 6.2 from my home/office computer?
-Yes, Webct is an online service like any other web service; it can be accessed from any computer which is connected to the internet using the link:
<http://www.calstatela.edu/webct6>
However, if you are not able to access Webct from outside campus, it is advised that you go to the ECST open access labs on campus to use Webct.